



# ARKANSAS DEPARTMENT OF **AGRICULTURE**

## Local Food, Farms, and Jobs Act 2019 Annual Report



# CONTENTS

Background .....	1
Summary of 2019 Survey Data .....	3
Eligibility .....	3
Overall and Local Procurement .....	4
Agency Commitment .....	5
Motivations and Barriers.....	6
Vendor and Product Information.....	8
Conclusion.....	9
Appendices	
Appendix A - Act 796 of 2019.....	10
Appendix B - Survey Questions and Results .....	15
Appendix C - Respondents: Met Criteria.....	18
Appendix D - Respondents: Did Not Meet Criteria.....	20
Appendix E - Non-Respondents.....	23
Appendix F - Signed Policy Statements.....	24
Appendix G - List of Vendors .....	25
Appendix H - List of Local Food and Farm Products .....	26

*Respectfully submitted to:*

The Honorable Asa Hutchinson, Governor  
Co-Chairs of the Arkansas Legislative Council  
House and Senate Committees on Agriculture, Forestry, and Economic Development

*Prepared by:*

The Arkansas Department of Agriculture with support from the Access to Healthy Foods Research Group at Arkansas Children’s Research Institute and the Office of Community Health and Research at the University of Arkansas for Medical Sciences – Northwest Campus.



## BACKGROUND

---

The Local Food, Farms, and Jobs Act (Local Food Act) was enacted in 2017 to create, strengthen, and expand local farm and food economies throughout the state. The Local Food Act also intended to support and encourage the procurement of local farm or food products as a significant portion of all food products purchased by the State of Arkansas.

The Local Food Act of 2017, codified at A.C.A. 15-4-3801, required entities that received at least \$25,000 from the state for the purchase of food products to set a goal to ensure that 10% of the amount budgeted for food purchases in fiscal year 2018 was spent on local farm or food products. The goal then increased to 20% for subsequent fiscal years.

The law also required entities to submit information about their local food procurement to the Bureau of Legislative Research annually. The Bureau of Legislative Research was instructed to submit an annual report to the Governor and the co-chairs of the Legislative Council, or the co-chairs of the Joint Budget Committee, if the General Assembly was in session.

The Bureau of Legislative Research fulfilled the reporting requirements in 2017 and 2018 by sending a survey to entities meeting the definition of "agency" as defined in the Local Food Act. In 2017, the survey was sent to 130 agencies, and 103 (79%) responded. Of the 103 responses, 91 of the agencies reported that they did not meet the reporting criteria because they did not receive at least \$25,000 from the state to purchase food or food products.

In 2018, the Bureau of Legislative Research surveyed 146 agencies that were determined to meet the definition of "agency" under the law. Of the 146 entities that received the survey, 55 (37%) responded. Of those 55 responding entities, 47 (85%) reported that they did not receive at least \$25,000 from the state to purchase food or food products and, therefore, did not meet the reporting criteria. For copies of 2017 and 2018 survey results, please contact the Bureau of Legislative Research.

Significant changes were made to the Local Food Act during the 2019 legislative session of the Arkansas General Assembly by Act 796 of 2019. The changes included:

- Expanding the number of entities required to report local food purchases by changing the definition of "agency" to include entities (institutes of higher education, childcare facilities, after school programs, state parks, state agencies, and designees under contract) that receive at least \$25,000 a year from the state and offer a food service program.
- Placing the responsibility to collect and report on local food procurement data with the Arkansas Department of Agriculture.
- Requiring the annual report to be submitted to the House and Senate Committees on Agriculture, Forestry, and Economic Development.
- Increasing the local food procurement goal from 20% of the agency's purchases of food products to be spent on local farm or food products to at least 20% of the agency's purchases of food products.

- Expanding the duties of a program coordinator position to include gaining access to agencies, distribution networks, and food service operators; and working with distributors to ensure that:
  - Local farm and food products are available for agencies to purchase
  - A list of local farm or food products is available for an agency
  - A report is provided to the agency that list the local farm or food products purchased and the dollar amount spent on the purchase of the local farm or food products

A copy of Act 796 of 2019 can be found in Appendix A.

# SUMMARY OF 2019 SURVEY DATA

The Arkansas Department of Agriculture initiated the 2019 reporting requirements by gathering contact information from the Arkansas Department of Finance and Administration, Arkansas Department of Education, and the Arkansas Department of Human Services for all potentially eligible entities that met the new definition of “agency” in the amended Local Food Act. The Arkansas Department of Agriculture also partnered with the Access to Healthy Foods Research Group at Arkansas Children’s Research Institute and the Office of Community Health and Research at the University of Arkansas for Medical Sciences – Northwest Campus to develop an online survey to meet the new requirements of the Local Food Act.

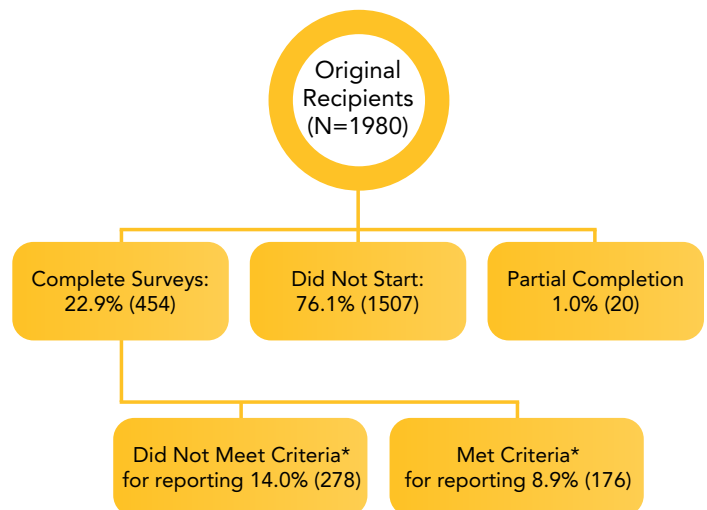
On September 13, 2019, an online survey was distributed to 1,980 state agencies, institutions of higher education, K-12 schools, and early childhood education facilities identified as receiving funding from the state at some level. Agencies were given until October 15, 2019, to complete the survey. A complete list of the survey questions and results can be found in Appendix B.

Of the 1,980 recipients of the survey, 454 (22.9%) completed the survey, and 1,507 (76.1%) did not start the survey. Twenty recipients (1.0%) partially completed the survey.

## Eligibility

The goal of the first survey question was to determine if the recipient met the new criteria for reporting on local food procurement goals. To meet the reporting requirements, agencies must receive at least \$25,000 per year from the state and offer a food service program.

Of the 454 completed surveys, 176 (8.9% of the total survey recipients) met the new criteria for reporting on the local food procurement goals as outlined in the amended law, and 278 (14.0% of the total survey recipients) did not meet the criteria. For a complete list of respondents who met the criteria, did not meet the criteria, and non-respondents, please see Appendix C, D, and E respectively.



Though 176 agencies met the criteria for reporting, not all of them answered every question. The number of responses for each individual question is reflected in their summaries below.

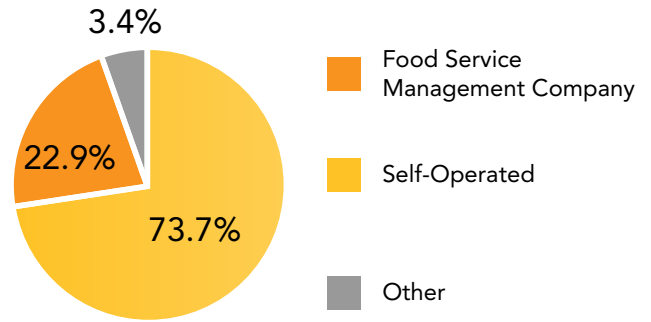
\* To meet criteria for reporting on procurement goals, agencies must receive at least \$25,000 per year from the state and offer a food service program.

## Overall and Local Procurement

Agencies were asked to provide information about how their food service program was managed.

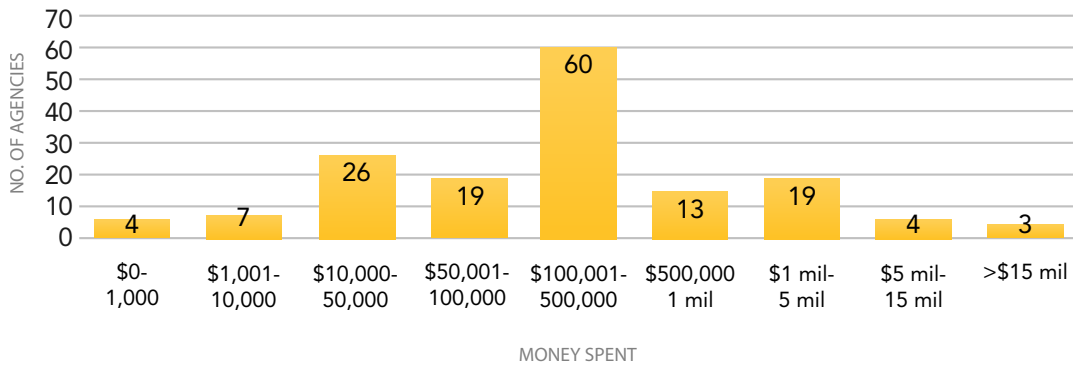
Of the 176 respondents who met the criteria for reporting, 129 (73.7%) reported that they self-operate their food service program; 40 (22.9%) reported that their food service program is managed by a food service management company; 6 (3.4%) reported the name of an individual who manages their program; and 1 respondent skipped this question.

## FOOD SERVICE PROGRAM MANAGEMENT



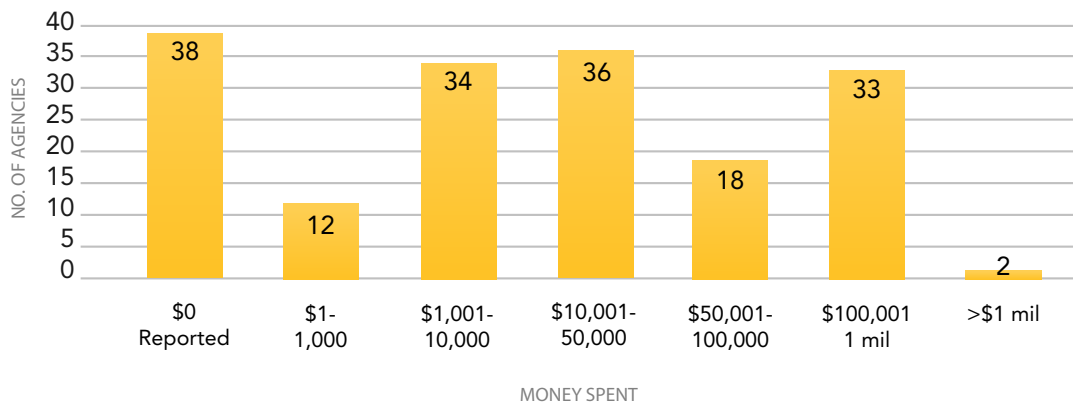
Agencies were asked to report their total food service budget. 170 agencies reported their food service budget by providing the amount of funding they spent to purchase all farm and food products. The responses ranged from spending annually \$0 to \$24,783,826 with the middle number (median) of the range falling at \$144,917.15. All responses together totaled \$156,489,421.35.

## TOTAL ANNUAL FOOD BUDGET



172 agencies reported the amount of money (\$) they used to purchase local farm and food products. The responses ranged from spending annually \$0 to \$9,972,681.78 with the middle number (median) of the range falling at \$15,584.42. All responses together totaled \$27,842,172.42.

## REPORTED ANNUAL SPENDING ON LOCAL PRODUCTS

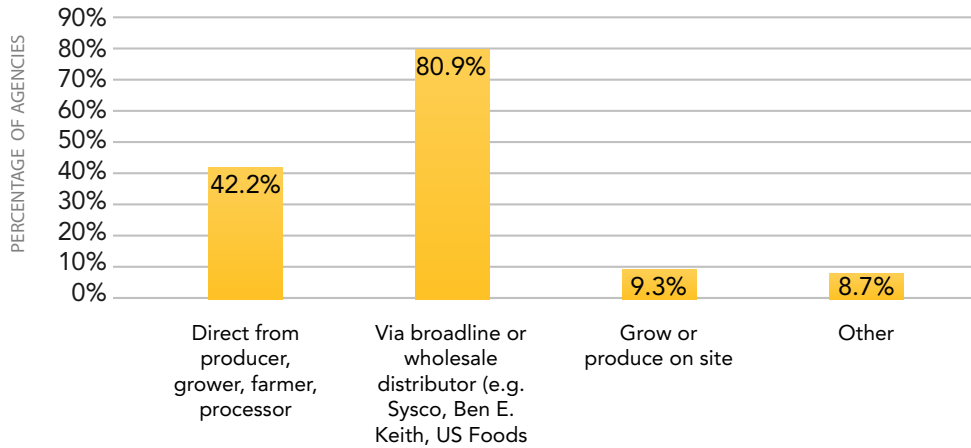




## Motivations and Barriers

Survey respondents were asked to share what would motivate or currently motivates them to purchase more local farm and/or food products. Nearly 81% of 174 question respondents identified that they intend to meet their goals by working with a broadline or wholesale distributor (e.g. Sysco, Ben E. Keith, etc.), 42.2% intend to work directly with a producer/grower/ farmer/processor, and 9.3% reported that they intend to grow or produce products on site. Additional answers included examples such as using federal purchasing programs through their schools and working with local stores and vendors to identify local products.

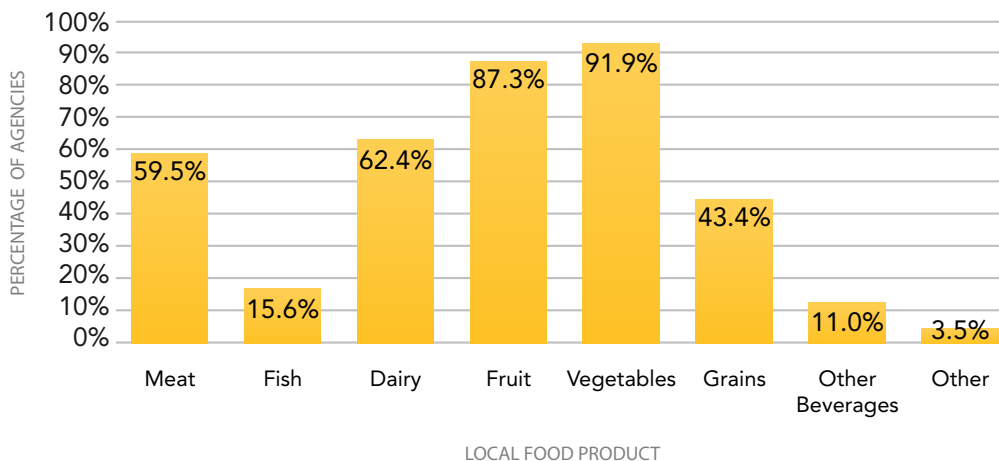
### STRATEGIES FOR REACHING PROCUREMENT GOALS



PREFERENCE ON HOW TO PURCHASE LOCAL PRODUCTS

174 agencies reported the product categories they are most interested in purchasing. Vegetables (91.9%) and fruit (87.3%) were the top categories reported, followed by dairy (62.4%), meat (59.5%), and grains (43.4%). Fish (15.6%), beverages (11%), and bakery products and spices (3.5%) were also included.

### PRODUCT CATEGORY MOST INTERESTED IN BUYING

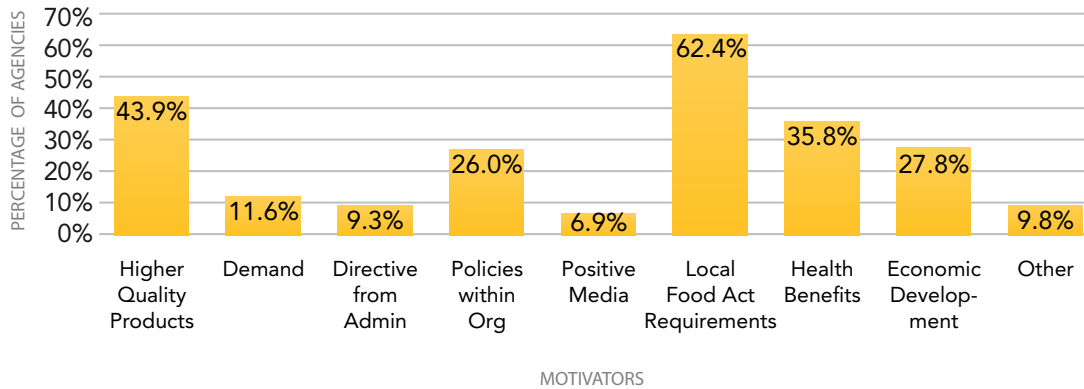


LOCAL FOOD PRODUCT



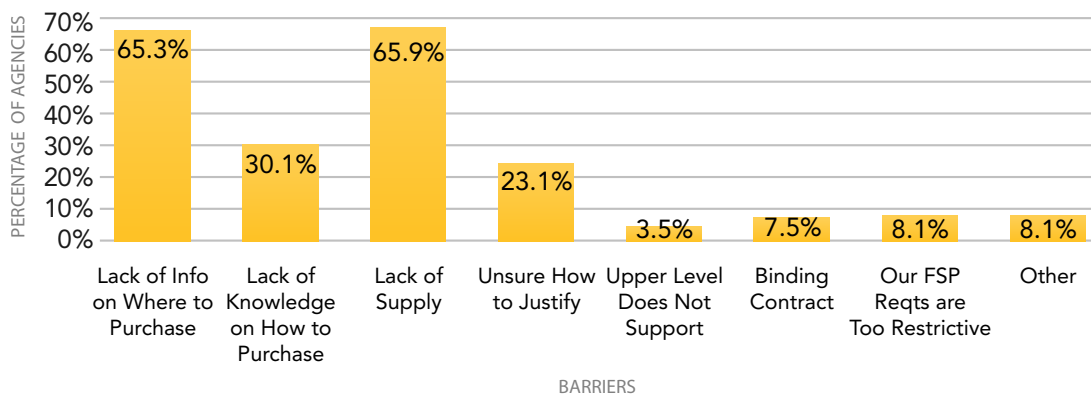
Motivators for purchasing local products included meeting the requirements of the Local Food Act (62.4%), higher quality products (43.9%), increased health benefits for customers and/or consumers (35.8%), spurring economic development in their community and state (27.8%), and following policies from within their organizations (26%). Other motivators included demand from clients/consumers (11.6%). 9.8% responded with other motivators, which included factors related to cost (such as lower costs, a financial reimbursement, or supplement) and availability of products in their area (such as a list of available products, ability for suppliers to deliver to them, or amount they can produce).

## MOTIVATORS FOR PURCHASING LOCAL PRODUCTS



Survey respondents also shared barriers they face when considering or purchasing local farm and/or food products. The top two barriers reported were lack of supply (65.9%) and lack of access to information on where to purchase products (65.3%). The third highest ranked barrier was lack of knowledge on how to purchase local products (30.1%) and lack of knowledge for how to justify purchasing local products over non-local products (23.1%). Additional barriers included the belief that their food service program wouldn't allow purchasing contracts that limit food product suppliers.

## BARRIERS FOR PURCHASING LOCAL PRODUCTS



## **Vendor and Product Information**

Respondents who reported purchasing local farm or food products were asked to provide a list of vendors from whom they purchase those products and the local farm and food products they purchased. Vendors included processors, grocers, farms, distributors, and a few miscellaneous providers. Local farm and food products were reported in the dairy, baked goods, meat, produce, beverage, and miscellaneous categories. Most frequently purchased local farm and food products reported were chicken products, tomatoes, milk, rice, apples, watermelons, lettuce, and bread. For a full list of vendors and products, see Appendix G and H respectively.

## CONCLUSION

---

In 2020, the Department of Agriculture plans to increase survey response rates and fulfill its duties outlined in the Local Food Act. To do this, the Department of Agriculture will work to strengthen and improve the online survey instrument in collaboration with the Access to Healthy Foods Research Group at Arkansas Children’s Research Institute/UAMS and stakeholders eligible for completing the survey. The Department will increase the time that the survey is open in 2020 to encourage higher participation and will provide additional technical assistance to survey recipients by hosting trainings and/or webinars to answer frequent questions and concerns.

The Local Food Act is a “farm to institution” policy, which aims to increase utilization of locally grown and processed food products in institution-based food service programs across the State of Arkansas. Procuring products from within the state will spur local economic development by engaging Arkansas farms and producers. In addition, farm to institution practices can provide healthier, fresher food choices to students, employees and others eating in these institutions while also engaging and educating consumers about the value of eating healthy, local food. Potential benefits of farm to institution practices range from creating a stable market for local products, increasing participation in meal programs, and increasing community awareness of local farming and food systems.

In light of growing support for farm to institution, partners across the state are continuing to engage in research and programming focused on reducing barriers and identifying solutions for strengthening the farm to institution supply chain in Arkansas. The Department of Agriculture’s support for farm to institution also includes hiring a new coordinator position focused on growing local procurement within Arkansas’s school and early childhood education institutions. The Department of Agriculture is pleased to commit this added staff support to work with partners to deepen our understanding of the stakeholder needs of farmers, aggregators, processors, distributors, buyers, and consumers; develop resources and tools to foster this network; and share best practices identified in our state and across the country.

The Department of Agriculture is honored to support the goals of the Local Food Act and is pleased to submit the 2019 Local Food, Farm, and Jobs Act report. The Department appreciates the assistance from a variety of partners who provided contact information for agencies and support with developing, administering, and analyzing data from the online survey to make this report possible. For more information about the report, please contact Sarah Lane, Farm to School and Early Childhood Education Program Coordinator at the Arkansas Department of Agriculture.



Sarah Lane  
Farm to School and Early Childhood Education Program Coordinator

Arkansas Department of Agriculture  
1 Natural Resources Drive, Little Rock, AR 72205  
(501) 219-6377 | Mobile (501) 251-3019  
sarah.lane@agriculture.arkansas.gov  
agriculture.arkansas.gov

1 State of Arkansas  
2 92nd General Assembly  
3 Regular Session, 2019  
4

As Engrossed: S4/1/19

# A Bill

## APPENDIX A - ACT HOUSE BILL 1853

5 By: Representative Beck  
6 By: Senator M. Pitsch  
7

### For An Act To Be Entitled

8  
9 AN ACT TO AMEND THE LOCAL FOOD, FARMS, AND JOBS ACT;  
10 AND FOR OTHER PURPOSES.  
11

### Subtitle

12  
13 TO AMEND THE LOCAL FOOD, FARMS, AND JOBS  
14 ACT.  
15  
16  
17

18 BE IT ENACTED BY THE GENERAL ASSEMBLY OF THE STATE OF ARKANSAS:  
19

20 SECTION 1. Arkansas Code § 15-4-3802, concerning the legislative  
21 intent of the Local Food, Farms, and Jobs Act, is amended to add an  
22 additional subdivision to read as follows:

23 (3) Secure data on the procurement of local farm or food  
24 products prepared and consumed within agencies.  
25

26 SECTION 2. Arkansas Code § 15-4-3803 is amended to read as follows:  
27 15-4-3803. Definitions.

28 As used in this subchapter:

29 (1)(A) "Agency" means an entity that+

30 ~~(i) Is funded in whole or in part by the state; and~~

31 ~~(ii) Receives~~ receives at least twenty-five thousand  
32 dollars (\$25,000) a year from the state ~~for the purchase of food products and~~  
33 offers a food service program.

34 (B) "Agency" includes without limitation:

35 (i) An institution of higher education;

36 (ii) A child care facility;



- 1 (iii) A state park;  
 2 (iv) An after-school program;  
 3 (v) ~~A hospital;~~  
 4 ~~(vi)~~ A state agency or other entity of the state;

5 and

6 ~~(vii) Contractor operating an on-campus cafeteria~~  
 7 ~~for any of the entities stated in subdivision (1)(B)(i)-(vi) of this section;~~

8 (vi) A designee under contract to provide a  
 9 food service program for an agency; and

10 (vii) A designee under contract to provide wholesale  
 11 local farm or food products for an agency;

12 (2)(A) "Distributor" means a person or entity involved in  
 13 marketing and distributing local farm or food products to another entity,  
 14 including without limitation to:

15 (i) A restaurant;

16 (ii) A healthcare facility;

17 (iii) An educational institution;

18 (iv) A hospitality business, including without  
 19 limitation a hotel or inn;

20 (v) A government entity; or

21 (vi) An agency;

22 (B) "Distributor" includes a person or entity that  
 23 provides food products at wholesale to another company that provides or  
 24 manages a food service program;

25 ~~(2)(3)~~ "Food product" means a substance, whether in liquid,  
 26 concentrated, solid, frozen, dried, or dehydrated form, that is sold for  
 27 ingestion or chewing by humans and is consumed for its taste or nutritional  
 28 value; and

29 ~~(3)(4)~~ "Local farm or food products" means food products that  
 30 are grown in Arkansas or packaged and processed in Arkansas, or both; and

31 (5)(A) "Food service program" means the preparation and  
 32 consumption of food products at an on-site cafeteria.

33 (B) "Food service program" does not include catered  
 34 events, franchises, or privately owned third party vendors that do not serve  
 35 as the primary provider for the delivery of food products on behalf of an  
 36 agency.

1  
2 SECTION 3. Arkansas Code § 15-4-3804 is amended to read as follows:  
3 15-4-3804. Procurement goal – ~~Preference~~ Distributor requirements.

4 (a)(1) For the fiscal year 2018, each agency shall make it a goal to  
5 ensure that ten percent (10%) of the amount budgeted for the agency's  
6 purchases of food products is spent on local farm or food products.

7 (2) For fiscal years beginning on and after July 1, 2018, each  
8 agency shall make it a goal to ensure that at least twenty percent (20%) of  
9 ~~the amount budgeted for~~ the agency's purchases of food products is spent on  
10 local farm or food products.

11 (b) ~~In awarding a contract for the purchase of food products, an~~  
12 ~~agency shall give preference to a provider of local farm or food products~~  
13 ~~when:~~

14 (1) ~~The contract is to be awarded to the lowest bidder;~~

15 (2) ~~A responsible and responsive bidder that is a provider of~~  
16 ~~local farm or food products submits a bid that does not exceed the lowest bid~~  
17 ~~by more than ten percent (10%); and~~

18 (3) ~~The responsible and responsive bidder submitting the lowest~~  
19 ~~bid is not a provider of local farm or food products.~~

20 (c) Each agency shall:

21 (1) Identify the percentage of funds spent on local farm or food  
22 products purchased for fiscal year 2017 to establish a baseline; and

23 (2) Develop a system for tracking and reporting purchases of  
24 local farm or food products each fiscal year.

25 (d)(c) This section does not require an agency to use any specific  
26 procurement method for obtaining food products.

27  
28 SECTION 4. Arkansas Code § 15-4-3805 is amended to read as follows:  
29 15-4-3805. Reporting requirements.

30 (a) By October 1 of each year, an agency or agency designee shall  
31 submit a ~~compliance~~ report to the ~~Bureau of Legislative Research~~ Arkansas  
32 Agriculture Department stating:

33 (1) The name of the agency and, if applicable, agency designee;

34 (2) A policy statement signed by the executive head of the  
35 agency or agency designee expressing a commitment to complying with this  
36 subchapter;

1 (3) The name of the person in the agency or agency designee who  
 2 is responsible for developing and administering the ~~compliance~~ report  
 3 required under this section;

4 (4) The manner in which the agency intends to reach the  
 5 procurement goals stated in this subchapter;

6 (5) The dollar ~~value of the contracts the agency awarded to~~  
 7 amount the agency spent with providers of local farm or food products in the  
 8 previous fiscal year; and

9 (6) The percentage of the total dollar ~~value of contracts~~ amount  
 10 the agency ~~awarded for~~ spent on purchases of food products ~~that were awarded~~  
 11 ~~to~~ with providers of local farm or food products.

12 (b) By December 31 of each year, the ~~bureau~~ department shall:

13 (1) Prepare a report compiling the information received under  
 14 subsection (a) of this section; and

15 (2) Make the report required under this subsection available to  
 16 the Governor and the cochairs of the Legislative Council or, if the General  
 17 Assembly is in session, the cochairs of the Joint Budget Committee, the House  
 18 Committee on Agriculture, Forestry, and Economic Development, and the Senate  
 19 Committee on Agriculture, Forestry, and Economic Development.

20  
 21 SECTION 5. Arkansas Code § 15-4-3806(b)(2)(A)-(F), concerning the  
 22 duties of the program coordinator position, are amended to read as follows:

23 (A) ~~Provide support and assistance to~~ Support and assist  
 24 providers of local farm or food products ~~that wish to compete for a contract~~  
 25 ~~with an agency by~~ in:

26 (i) ~~Assisting the provider of local farm or food~~  
 27 ~~products in developing~~ Developing a business plan;

28 (ii) ~~Working with distribution representatives~~  
 29 Gaining access to agencies, distribution networks, and food service  
 30 operators; and

31 (iii) Using available resources, including without  
 32 limitation ~~agencies and other~~ public and private entities;

33 (B) Be a resource for agencies to use to assist in  
 34 tracking and reporting their progress in satisfying the procurement goals  
 35 stated in this subchapter;

36 (C) Be a liaison between agencies and providers of local

1 farm or food products to facilitate access to local farm or food products;

2 (D) Encourage and facilitate involvement and participation  
3 in the Farm to School Program administered by the United States Department of  
4 Agriculture by working with providers of local farm or food products,  
5 vendors, and distributors to assess the need for and availability of local  
6 farm and food products; ~~and~~

7 (E) Cooperate with the Arkansas Agriculture Department and  
8 providers of local farm or food products to promote, encourage, and increase  
9 participation in the Arkansas Grown program administered by the Arkansas  
10 Agriculture Department; ~~and~~

11 (F) Work with distributors to ensure that:

12 (i) Local farm or food products are available for  
13 purchase and distribution to an agency;

14 (ii) A list of local farm or food products is  
15 available for an agency; and

16 (iii) A report is provided to the agency that lists  
17 the local farm or food products purchased and the dollar amount spent on the  
18 purchase of the local farm or food products.

19

20

21

*/s/Beck*

22

23

24

**APPROVED: 4/8/19**

25

26

27

28

29

30

31

32

33

34

35

36



# APPENDIX B

## SURVEY QUESTIONS AND RESULTS

1. How is your agency's food service program managed? (N= 175)
  - a. Self-operated: 129 (73.7%)
  - b. Operated by a food service management company (e.g. Chartwells, Aramark, etc.): 40 (22.9%)
  - c. Other: 6 (3.4%)
    - i. Typical answers included names of other individuals in the organization other than the person completing the survey who manage the agency's food service program.
2. In FY2019, what was the total dollar amount of funding your institution used to purchase farm or food products? Note: This question is NOT LIMITED to farm or food products grown in Arkansas or packaged and processed in Arkansas. (N= 170)
  - a. Median= \$144,917.15
  - b. Range= \$0 to \$24,783,826
  - c. Total = \$156,489,421.35
3. In FY2019, of the total amount of funding identified in Question #2, what is the total dollar amount your institution spent on "local farm or food products"? Note: This question is limited to local farm or food products defined as food products that are grown in Arkansas or packaged and processed in Arkansas, or both. (N= 172)
  - a. Median= \$15,584.42
  - b. Range= \$0.00 to \$9,972,861.78
  - c. Total= \$27,842,172.42
4. In FY2019, what percentage of your total food budget (from question #4) was spent on "local farm or food products"? Note: This question is limited to local farm or food products defined as food products that are grown in Arkansas or packaged and processed in Arkansas, or both. This percentage was calculated by research staff using each respondent's reported funding allocated to local farm or food products divided by each respondent's reported total funding allocated to purchase farm or food products. (N= 172)
  - a. Median= 15.5%
  - b. Range= 0% to 628%
    - i. This number is reported as it was submitted because some organizations reported spending more on local products than they did on their total food budget, the range included numbers above 100%.
5. What manner do you intend to use in order to reach your procurement goals? (Check all that apply) (N=174)
  - a. Via broadline or wholesale distributor (e.g. Sysco, Ben E Keith, US Foods, etc.) 80.9%
  - b. Direct from producer/grower/farmer/processor: 42.2%
  - c. Grow or produce on site 9.3%
  - d. Other 8.7% (Examples of responses include the following)
    - i. Unsure
    - ii. Ask the vendor and local stores what is purchased locally
    - iii. Buy from local Walmart and Sam's
    - iv. Use the Department of Defense Fresh Fruit and Vegetable Program and School's Greenhouse

6. Which product categories are you most interested in purchasing? (Check all that apply.)
- a. Vegetables 91.9%
  - b. Fruit 87.3%
  - c. Dairy 62.4%
  - d. Meat 59.5%
  - e. Grains 43.4%
  - f. Fish 15.6%
  - g. Other Beverages 11%
  - h. Other 3.5% (Examples of responses include the following)
    - i. Bakery Products
    - ii. Spices
7. What would motivate, or currently motivates you, to purchase more local farm and/or food products? (Select up to three) (N=174)
- a. Meeting the requirements of the Arkansas Local Food, Farms, and Jobs Act 62.4%
  - b. Higher quality products 43.9%
  - c. Increased health benefits for customers and/or consumers 35.8%
  - d. Spurring economic development in my community and state 27.8%
  - e. Following policies within my organization 26.0%
  - f. Demand from clients/customers 11.6%
  - g. Directive from my organization's administration 9.3%
  - h. Positive press and media relations opportunity 6.9%
  - i. Other 9.8% (Examples of responses include the following)
    - i. A list of products, products available in my area, amount they can produce, suppliers delivering to us
    - ii. Costs- lowering cost, financial reimbursement, or financial supplement
8. What barriers do you face when considering or purchasing local farm and/or food products? (N=174)
- a. Lack of supply to meet our needs 65.9%
  - b. Lack of access to information on where to purchase local food and/or food products 65.3%
  - c. Lack of access to knowledge on how to purchase local food and/or food products 30.1%
  - d. Unsure how to justify purchasing local food and/or food products over comparable nonlocal products 23.1%
  - e. We believe our food service program requirements are too restrictive and don't allow for purchasing local food and/or food products from Arkansas 8.1%
  - f. We have a binding contract that limits our food and food product suppliers 7.5%
  - g. Our food management company and/or administration does not support purchasing locally 3.5%
  - h. Other 8.1% (Examples of responses include the following)
    - i. Cost
    - ii. Food Safety
    - iii. Don't have time or staff to go all over town to get local produce
    - iv. OSP State Contracts on food items
    - v. Don't know where to obtain
    - vi. "Schools in AR cannot be sued but FSMC can"
    - vii. Small district- amount required to purchase results in produce spoiling

## Vendor Survey Instructions and Questions

Please provide the requested information regarding local farm and food product vendors, specific purchases, and the total dollar amount spent per vendor. This information will be asked about each vendor from whom you have purchased local farm and/or food products. If you have any questions about this survey, please contact [LFFJAHelp@arkansas.gov](mailto:LFFJAHelp@arkansas.gov).

1. Vendor Street Address, City, State, and Zip Code (278 total vendors listed)
2. Total dollar amount spent with this vendor
  - a. Range: \$0 to \$6,980,956.20
  - b. Median: \$19,702.50
  - c. Total: \$39,247,183.08

Please provide the requested information regarding specific local farm and food products purchased from [vendorname].

1. List one product purchased from this vendor (518 products listed)
2. Describe the Item
  - a. Grown in Arkansas 13.5% (n=70)
  - b. Processed or packaged in Arkansas 45.2% (n=234)
  - c. Both- grown in Arkansas AND processed and packaged in Arkansas 32.6% (169)
  - d. Not Answered 16.2% (84)
3. Was another item purchased from this vendor?
  - a. Yes (If yes, Q4 is asked again)
  - b. No (If No, starts again at Q1 for any additional vendors)

# APPENDIX C

## RESPONDENTS: MET CRITERIA

Per Act 796 of 2019, the list of respondents will be identified and publicly listed. Respondents are listed as they were reported on the survey. Those who partially completed are denoted with an asterisk (\*)

123's & ABC's Childcare	Caddo Hills School District	Horatio School District
Alma	Carlisle School District	Huntsville School
Apple Developmental Daycare II	Carolyns Learning Center	Imboden Area Charter School
Arkansas Arts Academy	Cave City School District	Immaculate Conception Elementary School
Arkansas Department Of Parks, Heritage, And Tourism	Cedarville Schools	Izard County Consolidated School
Arkansas Dept. Of Human Services	Centerpoint School District	Jacksonville North Pulaski School District
Arkansas Division Of Community Correction	Clarendon School District	Jasper School District
Arkansas Division Of Correction	Clinton School District	Jellybean Junction Preschool, Inc.
Arkansas Early Learning, Inc.	Concord School	Jessieville School District
Arkansas Northeastern College	Cossatot Community College Of The University Of Arkansas	Jonesboro
Arkansas Rehabilitation Services	Cross County School District	Junction City School District
Arkansas School For Mathematics, Sciences And The Arts	Decatur Public School	Kiddie Campus*
Arkansas School For The Blind	Des Arc School District	Kiddie Einsteins Llc
Arkansas School For The Deaf	Dewitt School District	Kiddieville Inc.*
Arkansas State Police	East End School District	Kidspiration Pediatric Therapy Services
Arkansas State University	East Poinsett County School District	Lake Hamilton School District
Arkansas State University Midsouth	El Dorado School District	Lamar School
Arkansas Tech University	Families And Children Together, Inc.	Lavaca School District
Armored School District	Farmington Public School	Lawrence Co School District
Atkins School District	Fayetteville Public Schools	Lawrence County Cooperative School, Inc.
Barton School District	Focus, Inc.	Lil Treasures Learning Academy
Bauxite School District	Fordyce Schools	Lincoln Childcare Center
Bay School District	Forrest City School District	Lincoln Consolidated School
Beard Foundation Academy*	Forrester-Davis Development Center, Inc	Little Angels Child Development Center*
Bearden Public School	Francis A Allen School For Exceptional Children	Little Rock School District
Beebe Public Schools	Full Potential Child Development Center	London Bridges Childcare Inc.
Bentonville Public Schools	Global Academy	Magazine School
Bismarck School District	Great Western Dining	Magnet Cove School District
Booneville Schools	Greenbrier School District	Malvern School District
Brad Walnut Ridge Early Child Development Center	Greene County Tech	Mammoth Spring School District
Brookland Public Schools	Greenland School District	Mansfield ABC. Inc
Bryant Pre-K	Greenwood School District	Mansfield School District
Bryant Public Schools	Grow Learning Centre	Marion School District
Buffalo Island Central School District	Guy-Perkins	Marked Tree School District
Bumble Bee Academy Inc	Harrisburg School District	Mayflower School District
Buttons & Bows Child Care	Harrison School District	Maynard School District
Cabot School District	Head Of The Class Childcare Center	McCrory School
	Helping Hand Childcare, Inc*	Melbourne
	Henderson State University	Mena Public
		Miss Beth's Precious Garden

Mother Goose	Rose Bud School	UAMS Kids First
Mount Ida School District	Russellville School District	University Of Arkansas
Mountainburg Public School	Salem School District	University Of Arkansas - Fort Smith
Mt Vernon-Enola School	Save The Children	University Of Arkansas At Monticello
Mulberry Pleasant View Bi County School District	Schmieding UAMS Kids First	Valley Springs School
Nashville Schools	Scholarmade Achievement Place	Van Buren County Special School
Nevada School District	Searcy Special School District	Van Buren School District
Newport Special School District	Sloan-Hendrix School District	Viola Public School
Norfolk School District	South Side Bee Branch School	Waldron School District
North Little Rock School District Child Nutrition	Springdale Public Schools	Warren School District
Oauchita River School District	Star City School District	Watson Chapel School District
Omaha Public School	Strong Huttig School District	West Fork School
Ouachita School District	Teach And Tend Day Care Center	West Memphis School District
Pangburn School	Texarkana Arkansas School District	West Side School District, Cleburne County, AR
Piggott School District	The Community School, Inc.	Westside Kids Day Out
Pocahontas Schools	The Learning Center Of NEA	White County Central
Prism Education Center	The Learning Center Of North Arkansas	White Hall School District
Pulaski County Special	The Preschool Inc.	Woodlawn School District
Quitman Public Schools	Tiny Treasure Childcare, LLC	Yellville-Summit Schools
Rector School District	Trumann School District	York W. Williams Jr. Child Development Center, Inc.
	Two Rivers School District	

# APPENDIX D

## RESPONDENTS: DID NOT MEET CRITERIA

Per Act 796 of 2019, the list of respondents will be identified and publicly listed. Respondents are listed as they were reported on the survey.

ABC's&123's	Arkansas State Board of Architects, Landscape Architects, and Interior Designers	Central Children's Academy
Academy of Excellence/Faith Christian Family Church	Arkansas State Board of Chiropractic Examiners	Charleston School District
Alexander/Turner EHS CDC	Arkansas State Board of Public Accountancy	Chenal Valley Montessori School
Alpena School	Arkansas State Board of Registration for Professional Soil Classifiers	Children's House Montessori School
Angels From Heaven	Arkansas State Crime Lab	Circle of Love
Appraiser Licensing & Certification Board	Arkansas State Library	Community Preschool
AR Board of Licensure for Professional Engineers & Professional Surveyor	Arkansas State University System Office	Connect AFC, LLC
AR Board of Registration for Foresters	Arkansas State University-Newport	Conway Christian Learning Academy
AR State Board of Athletic Training	Arkansas Tobacco Control	Cornerstone Academy NWA LLC
AR State Board of Physical Therapy	Arkansas Veterinary Medical Examining Board	Cornerstone Montessori Christian Academy
Arch Ford Educational Cooperative	Arkansas Waterways Commission	Cos Kids
Archild, Inc.	ARVAC	Country Kids
Arkansas Assessment Coordination Division of DFA	ARVAC Dardanelle*	Country Kids Preschool
Arkansas Auctioneers Licensing Board	ARVAC Head Start	County Line Schools
Arkansas Board of Examiners in Speech-Language Pathology and Audiology	ARVAC Head Start Morrilton	Cowart Daycare
Arkansas Contractors Licensing Board	ARVAC Head Start, Melton-Ozark	Cradle to Crayons
Arkansas Crime Information Center	ARVAC Perry Head Start	Crowley's Ridge Educational Service Cooperative
Arkansas Department of Health	Augusta School District	Curtis Kindergarten and Preschool
Arkansas Development Finance Authority	Batesville Montessori School	Cutie Pie's Childcare & Preschool
Arkansas Division of Emergency Management	Batesville School District	Danville Schools
Arkansas Economic Development Commission	Bergman School District	Day Camp Learning Center
Arkansas Educational Television Network	Beyond Academy	Decatur Care for Kids
Arkansas Geological Survey-	Board of Barber Examiners	Department of Agriculture
Arkansas GIS Office	Board of Hearing Instrument Dispensers	Department of Career Education
Arkansas Insurance Dept.	Board of Pharmacy	Department of Finance and Administration
Arkansas Manufactured Home Commission	Bright Beginnings EDC	DeQueen Mena Educational Cooperative
Arkansas Minority Health Commission	Bright Beginnings Learning Center, Inc.	Dermott School District
Arkansas Psychology Board	Bright Haven Christian Learning Center	Dierks School District
Arkansas Real Estate Commission	Broadmoor Baptist Food Pantry	Discovery Island
Arkansas Rice Research and Promotion Board	Bureau of Legislative Research	Division of Aeronautics
Arkansas Securities Department	Cabot Montessori School	Division of Elementary and Secondary Education
Arkansas Sentencing Commission	Camp War Eagle	Division of Information Systems
Arkansas Spinal Cord Commission	Capitol Zoning District Commission	Division of Services for the Blind
Arkansas State Bank Department	CCS Early Childhood Education Center	Doodlebugs Daycare
	CDI HS Serving Southeast AR	Drew Central School District
	Cedar Ridge School District	Dumas Preschool
		Dunbar Creative Learning Center
		Earle Love Child Study Center

Elite Care Preschool	Hot Springs School District	Montessori School of Jonesboro
Elkins School District	Huff 'N Puff Dance and Gymnastics	Mother's Day Out Plus of First United Methodist Church
England School District	Infant Development Care & Nursery School, LLC	Mountain Home School District
EOA Children's Services	Jamisons' Center of Kindness, Inc.	Ms. Karrie's House
EOA Head Start	Jason Coates Enterprise LLC	Ms. Nikki's Daycare
Exalt Academy of Southwest Little Rock	JFK Early Learning Center Inc.	Ms. Shirley's Childcare
Fair Housing Commission	Johns Day School	Mt. Comfort Sonshine School
Family First Childcare	Judicial Discipline and Disability Commission	My First Step
Fayetteville Athletic Club	Just Like Home Early Learning Center	Nans House
Fayetteville Creative School	Kiddie Kingdom Learning Center	Nemo Vista Middle & High School
FBC WEE Care Center	Kiddie Korner Daycare	Nemo Vista School District
FiFi and Me Daycare	Kiddie Park Child Care	Nettleton Public Schools
Fire Protection Licensing Board	Kids & Company CDC	Noah's Ark Ashdown Arkansas
First Baptist Children's Center	Kids Corner	Northwest Arkansas Community College
First Baptist Preschool	Kids Kingdom Child Care	NWAESC
First Pentecostal Church	Kidz R Us Childcare	Office of Medicaid Inspector General
First Place Academy	Kirby Schools	Our Own Little World Daycare
First Presbyterian Preschool	La Petite Academy	Ozark Adventist School
First School of First United Presbyterian Church	Lafayette County	Ozark School District
First UMC Maumelle, Childcare	Lake Point Kiddie Cottage	Paragould School District
Foreman School District	Laugh & Learn Child Care Center	Paris
Fouke Public School	LHCC	Parole Board
Fountain Lake School District	LifeSource International	Peace Kids Learning Center and Preschool
Gale's Playhouse	Lil Hawks Children's Academy	Perryville Public Schools
Glen Rose School District	Lily Pad Learning center	Phillips Community College of the University of Arkansas
Gods Giving Service	Liquefied Petroleum Gas Board	Pinson Park Preschool
Good morning Sunshine Preschool	Little Blessings Daycare	Play Learn School
Good Shepherd Child Care	Little Darlings Childcare	Play School Day Care Center, Inc.
Grace Discovery Center	Little Dumplings	Pleasant Grove Baptist Church
Grace Lutheran Academy	Little Gems	Posh Tot Learning Academy
Grace Lutheran ECDC	Little Go-Devils Child Care Center	Pottsville School District
Grandma & Grandpa's Daycare	Little Kids Early Learning	Primrose Child Care Center
Gravette Food Service	Little Learners Academy	Red Apple
Green Forest School District	Little Life Academy	Ree's Kids FHDC
Guy-Perkins Preschool	Little Miracles Daycare	Riverside School
Hamburg School District	Little Rock Christian Academy	Riverview School District
Hampton School District	Little Sheep Day School	Rogers Activity Center
Harding Academy	Little Stinkers Childcare	Roots and Wings Preschool
Harmony Grove	Living Word Kids Academy	Rosby's Learning Childcare Center
Harmony Grove School Dist	Manila Public Schools	Salem Lutheran School
Hazen School District	Marvell Academy Preschool	Scranton School
Heavenly Care Preschool	Meadowlake Day School	Searcy County School
Hector School	Miss Polly's Learning Center	Second Presbyterian Preschool
Helen R. Walton Children's Enrichment Center	Mississippi County Child Development Center	See um Smile Playhouse
Hillcrest	Monroe County Human Development Center	Sheridan School District
Hope Public Schools		Shinn's Preschool and Nursery

Sister's Care  
Sk1 the Limit Child Care  
Smart Start Academy, LLC  
South Arkansas Community College  
St. John's Lutheran Church Child Care Center  
St. Mark's Day School  
St. Mary School  
St. Michael Catholic School  
State Board of Collection Agencies  
State Board of Embalmers, Funeral Directors, Cemeteries, and Burial Services  
State Medical Board  
Sunnyside Preschool  
Take 5  
Tamara Johnson  
The Children's Hour

The Doni Martin Center for Developmental Services INC  
The Hunny Tree  
The Kid's Depot  
The Sunny Patch Daycare  
Tiny Feet Preschool  
Tiny Toes Daycare  
Tonya's TOTS  
Trinity Methodist Preschool  
Tumbles Daycare Center  
UA Community College Morrilton  
Unity Health Child Development Center  
University of Arkansas at Little Rock  
University of Arkansas Community College at Hope-Texarkana  
University of Arkansas Rich Mountain  
University of Arkansas System

Valley Public Schools  
Vilonia School District  
Western Arkansas Counseling and Guidance Center  
Wiggles and Giggles Child care  
Wiggles & Giggles Daycare  
Wonderview School District  
Wonderview School District Preschool  
Woodland Academy  
Woodland Heights Christian Preschool  
Wynne Baptist Wee School



## **APPENDIX E**

### **NON-RESPONDENTS**

---

1,507 institutions did not respond to the request for participation in the annual survey. For a full list of non-respondents, please contact [LFFJAHelp@agriculture.arkansas.gov](mailto:LFFJAHelp@agriculture.arkansas.gov).

# APPENDIX F

## SIGNED POLICY STATEMENTS

---

Survey respondents who met criteria were asked to submit a signed policy statement from their institution indicating their commitment to comply with The Local Food Act. Below is the list of institutions who submitted signed policy statements.

Apple Development Daycare II	Full Potential Child Development Center	Newport Special School District
Arkansas Arts Academy	Global Academy	Norfolk School District
Arkansas Department of Corrections: Division of Community Corrections	Great Western Dining	North Little Rock School District Child Nutrition
Arkansas Department of Corrections: Division of Corrections	Greenbrier School District	Omaha Public School
Arkansas Department of Parks, Heritage, and Tourism	Greene County Tech	Piggott School District
Arkansas Department of Human Services	Greenwood School District	Pocahontas Schools
Arkansas Early Learning, Inc.	Grow Learning Centre	Prism Education Center
Arkansas Northeastern College	Harrisburg School District	Quitman Public Schools
Arkansas Rehabilitation Services	Harrison School District	Rose Bud School
Arkansas School for the Deaf	Head Of The Class Childcare Center	Russellville School District
Arkansas State Police	Henderson State University	Save the Children
Arkansas State University	Horatio School District	Schmieding UAMS Kids First
Arkansas Tech University	Immaculate Conception Elementary School	Searcy Special School District
Armored School District	Jellybean Junction Preschool, Inc.	Southern Arkansas University
Atkins School District	Jessieville School District	Springdale Public Schools
Bearden Public School	Junction City School District	Strong Huttig School District
Beebe Public Schools	Kiddie Einsteins LLC	Texarkana Arkansas School District
Bentonville Public Schools	Lake Hamilton School District	The Community School, Inc.
Brookland Public Schools	Lamar School	The Learning Center of North Arkansas
Bryant Pre-K	Lawrence Co School District	The Learning Center of NEA
Bryant Public Schools	Lil Treasures Learning Academy	The Preschool Inc.
Buffalo Island Central School District	Lincoln Childcare Center	Trumann School District
Bumble Bee Academy Inc	Little Rock School District	Two Rivers School District
Buttons & Bows Child Care	Magnet Cove School District	University of Arkansas
Carlisle School District	Malvern School District	University of Arkansas - Fort Smith
Centerpoint School District	Mammoth Spring School District	University of Arkansas - Monticello
Clarendon School District	Mansfield ABC Inc	Valley Springs School
Concord School	Mansfield School District	Van Buren County Special School
Cossatot Community College of the University of Arkansas	Marion School District	Van Buren School District
Cross County School District	Marked Tree School District	Waldron School District
Des Arc School District	Maynard School District	Warren School District
DeWitt School District	McCrary School District	Watson Chapel School District
East Poinsett County School District	Mena Public	West Memphis School District
Families and Children Together, Inc.	Miss Beth's Precious Garden	West Side School District
Fordyce Schools	Mother Goose	Westside Kids Day Out
Forrest City School District	Mountainburg Public School	White County Central
Francis A Allen School for Exceptional Children	Mulberry Pleasant View Bi County School District	Yellville-Summit Schools
	Nashville Schools	York W. Williams Jr. Child Development Center, Inc.
	Nevada School District	

# APPENDIX G

## LIST OF VENDORS

---

### Processors

Allen's  
Bimbo Bakeries  
Coca Cola Bottling Company  
Flowers Bakery  
Harris Bakery  
Herradura Foods LLC  
Hiland Dairy  
Letha's Pies  
Petit Jean Meats  
Producers Rice  
S & D Coffee  
Sugar Creek  
Townsend Spices & Supply  
Tropical Nut And Fruit  
Turner Dairy  
Tyson Foods  
Westrock Coffee Company LLC

### Distributors

Atkinson-Crawford Sales Co  
Ben E Keith  
Go Fresh  
Gordon Food Service  
Hutchenson Distribution, Inc  
K Hall & Sons Produce  
Kallsnick Inc  
KT Produce  
PACTIV, LLC  
Performance Food Group  
SGC Foodservice  
Swan Distributor  
Sysco  
Tankersley Foodservice  
Tulsa Fruit  
U.S. Foods

### Farms

A&A Orchards  
Arnold Family Farms  
Barnhill Orchards  
Berries By Bill  
Crabtree Farms  
Dickey Farms  
Don Rovin Beefalo  
East Arkansas Enterprise Community  
Eddie Bunch  
Esau  
Friends Orchard  
Goodson Farm & Nursery  
Greenwave Foods, Inc.  
Hays  
Hazel Family Farms  
JAGGZ Farms  
Johnson's Farm  
Lewis Hunt  
Matthews Ridgeview Farms  
MCGarrah Farms  
New South Produce  
Newman Farms  
Ozark All Seasons  
Parks Farms  
Pedal Pops  
Peebles Farm  
Prairie Farms  
Ralston Farms  
Randy Arnold  
Roberston's Produce  
Rural Mountain Coop/ Fayetteville  
Farmers Market  
Table Top Greens  
Tim Carter's Farm  
Todd Bradbury  
Twin City Produce  
Vanzant Fruit Farms  
Waterveg  
William R Hill  
Yellville-Summit Garden

### Grocers

Cash Savers Grocery  
Edwards Grocery  
Harps  
Save A Lot Groceries  
Walmart

### Others

ADC Agri Division  
AR Correctional Industries  
Department of Defense Fresh Fruit and  
Vegetable Program

# APPENDIX H

## LIST OF LOCAL FOOD AND FARM PRODUCTS

An item listed with an asterix (\*) is one of the top three to five local farm or food products per category as described by agencies in the survey.

### Dairy

0% Fat Free Chocolate Milk  
1% Chocolate Milk  
Milk\* (1%, 2%, and Fat Free)  
Cheese  
Cottage Cheese  
Fluid Milk (Half Pint Cartons)  
Ice Cream\*  
Low Fat Ice Cream  
Sour Cream  
Strawberry Milk  
Yarnell Ice Cream  
Yogurt

Hoagie Rolls  
Hot Dog Buns\*  
Hush Puppies  
Loaf Bread  
Peach Cobbler  
Peach Fried Pies  
Pizza Bread Sticks  
Round Tortilla Chips  
Sandwich Bread  
Sliced Loaf Bread  
Taco Shells  
Tortilla (Wheat, Corn, Flour, Tomato Basil)\*  
Whole Wheat Bread

Chicken Nuggets  
Chicken Patty Spicy  
Chicken Quarter Leg 60 Count 9 Oz Bone-In Skin-On Raw Frozen  
Chicken Rings  
Chicken Strips  
Chicken Taco Filling  
Chicken Tenders  
Chicken Wings  
Chicken, Diced  
Chicken, Whole, Wog, 3.5 Lb, 16/Cs  
Corn Dogs  
Eggs\*  
Ellington Farms Bacon  
Flame Broiled Beef Pattie  
Franks  
Grilled Chicken Breasts  
Grilled Chicken Patties  
Ground Beef  
Home Style Chicken Patties  
Hot & Spicy Chicken Patties  
Italian Sausage  
Jimmy Dean Sausage Patty  
Popcorn Chicken  
Pork  
Poultry  
Pulled Chicken  
Salami Genoa  
Sausage And Pancake On Stick  
Sausage Sandwich  
Sloppy Joe, Kosher, 4 Oz, 500/Cs  
State Fair Chicken Crispito  
State Fair Corn Dog  
Stew Chunky, Kosher, 4 Oz, 500/Cs  
Tender Belly Beef Patty  
Turkey  
Turkey Franks  
Twin Cheeseburger Packs  
White Diced Chicken

### Cooking Items

Cavenders  
Crisco  
Flour  
Herbs  
Jelly  
Peanut Butter  
Spices  
Sugar  
Syrup  
Vinegar  
Yeast

### Meat Products

Advance Beef Steak Fritter WG  
All Beef Sausages  
BBQ Chicken Drumstick  
Beef  
Beef And Chicken Meatball  
Beef Brisket  
Beef Patties  
Beef Patty With Soy  
Beef Steak Fritter  
Beefalo  
Bonici Sausage Crumble  
Breaded Chicken Patties  
Breaded Home Style Chicken Chunks  
Briar Street Turkey Franks  
Buffet Ham For Slicing  
Chicken (Tyson and non-specified)\*  
Chicken And Cheese Crisпитos  
Chicken Breast  
Chicken Breast Patties\*  
Chicken Chunks  
Chicken Drumsticks  
Chicken Fajita Meat  
Chicken Fajita Strip  
Chicken Fritter Tenderloin

### Baked Goods

Apple Fried Pie  
Blueberry Muffin  
Bread\*  
Breadstick  
Breadstick Whole Grain  
Cheese Filled Pretzel Sticks WG  
Cobblers  
Croissant  
Dinner Rolls  
Hamburger Buns\*

## Fresh Produce

Apple Stick  
Apples\*  
Beans  
Bell Peppers: Green, Red, Yellow  
Blackberries  
Blueberries  
Bok Choy  
Cantaloupe  
Carrot Sticks  
Celery Sticks  
Cherry Tomatoes  
Collards  
Corn  
Cucumbers \*  
Edamame, Shelled, Frozen  
Garlic  
Grapes  
Greens  
Honeydew  
Kale  
Lettuce\*  
Okra  
Onions  
Oranges  
Peaches  
Pears  
Peppers  
Pineapple  
Plants And Trees  
Potatoes  
Radishes  
Romaine Bundled  
Spinach  
Squash  
Strawberries\*  
Sweet Potatoes  
Tomatoes\*  
Tomatoes Cherry Heirloom  
Tomatoes Cherry OTV Clamshell  
Tomatoes Large 25#  
Watermelons\*

## Beverages

Apple Juice \*  
Coffee\*  
Diet Soda  
Drink Mixes  
Fruit Juice  
Orange Juice  
Soft Drinks  
Tea  
Water

## Canned Produce

Black Eyed Peas  
Chopped Spinach  
Cranberry Sauce  
Diced Peaches  
Greens, Mixed, Chopped  
Kidney Beans  
Pickles  
Sweet Potatoes  
Turnip Greens

## Other

Kosher foods  
Nuts  
Pancake and Waffle Syrup  
Popsicles  
Rice\*

# PROTECTING AND PROMOTING ARKANSAS AGRICULTURE, FOOD, FORESTRY, AND NATURAL RESOURCES



 **ARKANSAS Farm to School**



Arkansas Department of Agriculture  
1 Natural Resources Drive  
Little Rock, AR 72205  
[agriculture.arkansas.gov](http://agriculture.arkansas.gov)