



## Division of Medical Services

P.O. Box 1437, Slot S-401 · Little Rock, AR 72203-1437  
501-682-8292 · Fax: 501-682-1197 · TDD: 501-682-6789



December 29, 2011

The Honorable Mary Anne Salmon, Co-Chairman  
The Honorable Tommy Lee Baker, Co-Chairman  
Arkansas Legislative Council  
State Capitol Building, Room 315  
Little Rock, AR 72201

Dear Senator Salmon and Representative Baker:

Submitted herewith is the Medicaid Report for the 1st quarter of SFY 2012 as required by A.C.A. Section 20-77-111. This report presents Medicaid data for the quarter July 1, 2011, through September 30, 2011.

If you have any questions regarding utilization and expenditure data, please contact Sharon Jordan, Chief Program Administrator, at 682-8489.

Sincerely,

A handwritten signature in cursive script that reads "Andrew Allison PhD".

Andrew Allison, PhD  
Director

AATC

Attachment

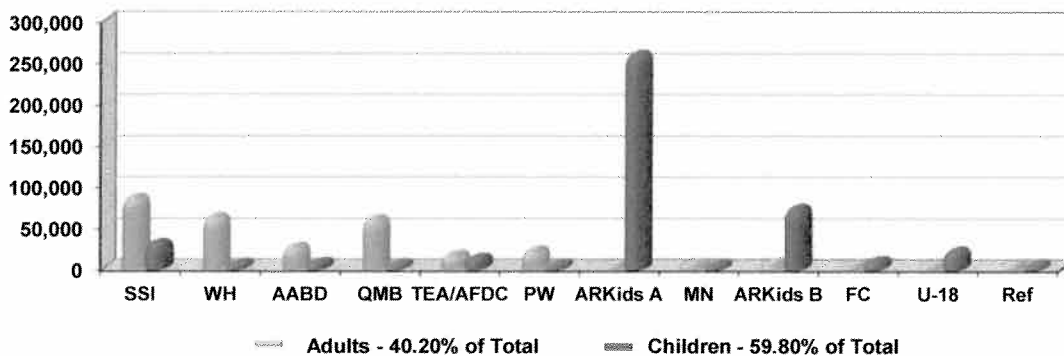
cc: Keith Gober, Analyst, Bureau of Legislative Research  
Kim Baxter, Legislative Analyst, Bureau of Legislative Research  
Joyce Dees, Office of the Governor

# **MEDICAID QUARTERLY REPORT** **MEDICAID ELIGIBLES AND RECIPIENTS** **FIRST QUARTER - SFY 2012**

## Eligibles and Recipients by Month

SFY12				SFY11			
	Eligibles	Recipients	Recipients as % of Eligibles		Eligibles	Recipients	Recipients as % of Eligibles
Jul	667,799	346,071	51.82%	Jul	651,931	373,369	57.27%
Aug	669,550	357,811	53.44%	Aug	652,678	347,584	53.26%
Sep	668,296	396,653	59.35%	Sep	654,136	381,644	58.34%

## Average Number of Eligibles per Month (1st Quarter SFY12) by Aid Category, Adults and Children (including ARKids First and CHIP)



## Eligibles (Adults and Children) by Aid Category

(Average for July, August, September 2011)

		Adults	Children	All
SSI	Supplemental Security Income	83,538	28,967	112,504
WH	Women's Health Waiver	60,597	1,283	61,880
AABD	Aid to the Aged, Blind and Disabled	24,004	3,541	27,545
QMB	Qualified Medicare Beneficiary	58,281	22	58,303
TEA/AFDC	Transitional Employment Assistance	14,972	10,556	25,528
PW	Pregnant Women	20,159	0	20,159
ARKids A	Low-Income Children	0	257,553	257,553
MN	Medically Needy	2,553	281	2,834
ARKids B	ARKids First Waiver	4,362	71,597	75,959
FC	Foster Care	251	6,899	7,150
U-18	Under Age 18	4	19,126	19,130
Ref	Refugee	2	0	2
Total Average Eligibles - 1st Qtr SFY 2012:		268,723	399,825	668,548
Total Average Eligibles - 1st Qtr SFY 2011:		261,510	391,405	652,915
Percentage of Increase from SFY 2011 to SFY 2012:		2.76%	2.15%	2.39%

**Explanation of Monthly Recipient Counts:** Recipient counts include individuals who actually received services. Individuals for whom there was a managed care fee claim as part of the Primary Care Provider Program (Connect Care), but for whom there was no actual medical service, are not counted.

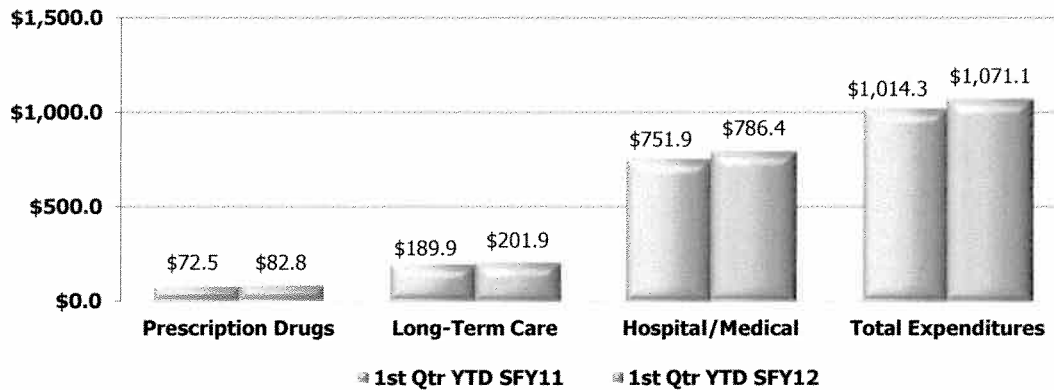
Sources: ACES Report IM-2414, OnDemand HMGR325J

# **MEDICAID QUARTERLY REPORT** **MEDICAID ELIGIBLES AND RECIPIENTS** **FIRST QUARTER - SFY 2012**

## **Expenditure Comparison by Appropriation**

(Expressed in millions)

Note: Expenditure Comparison by Appropriation based on 13 weeks for both SFY 2011 and SFY 2012.



### YTD Amounts

#### % of Budget Spent

#### Growth Over SFY11

### Hospital/ Medical

### Drugs

### Long Term Care

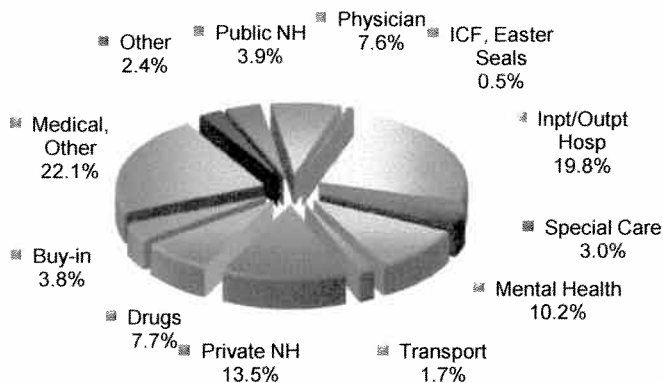
### ARKids First

### Medical Expansion

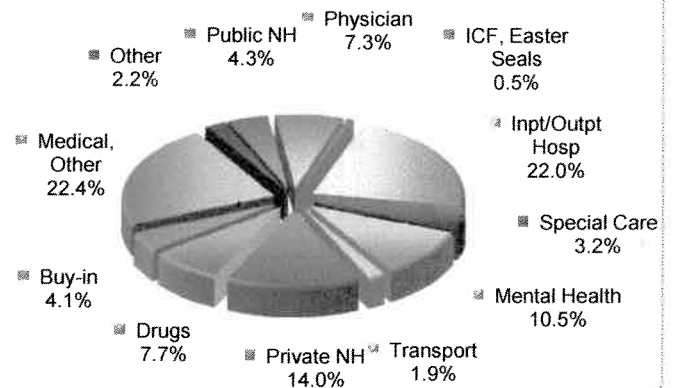
### TOTAL

96.30%	96.30%	100.50%	104.70%	86.80%	97.10%
4.20%	13.80%	6.30%	11.30%	23.70%	5.60%

### Total Medicaid Expenditures SFY 2011



### Total Medicaid Expenditures Q1 YTD SFY 2012



Actual Trust Fund Usage SFY11:	\$0
Actual Trust Fund Usage this Quarter:	\$0
Actual Trust Fund Usage Year-to-Date SFY12:	\$0
SFY12 Projected Trust Fund Usage per 7/1 Operating Budget:	\$237,287,163

Source: DHS, DAS, Quarterly Payout Reports

**MEDICAID ELIGIBILITY CHANGES**  
**JULY – SEPTEMBER 2011**

<b><u>Effective Date</u></b>	<b><u>Description of Eligibility Change</u></b>
07-25-11	MS 11-14, SAVE Response Denial Notice. Provide instructions on sending denial notices to the applicant/recipient when denial is based on the response from SAVE. SAVE stands for Systematic Alien Verification for Entitlement System.
08-26-11	MS 11-15, Transferring Cases and Applications. Provide instructions for transferring a pending application and open cases.
09-02-11	MS 11-16, Medicare Savings Program (MSP) Annual Review Telephone Interview. Provide instructions for completing a telephone interview for the Medicare Savings recipients.

**MEDICAID POLICY CHANGES**  
**JULY – SEPTEMBER 2011**

<b><u>Effective Date</u></b>	<b><u>Description of Policy Change</u></b>
7-1-11	The Transportation Manual has been updated to reflect current driver's license requirements for DDTCS Transportation Providers.
7-1-11	The RSPMI manual has been updated to reflect changes in certification requirements; emergency response plan requirements; standards for quality assurance meetings; and staffing requirements based upon the Arkansas Department of Human Services Division of Behavioral Health Services Certification Manual.
7-1-11	ElderChoices & Alternatives for Adults with Physical Disabilities updated policy regarding services provided on the date of admission to an inpatient facility.
7-1-11	The coinsurance charge per inpatient admission for ARKids First-B participants has changed from 20% to 10% of the hospital's Medicaid per diem.
7-1-11	The Substance Abuse Treatment Services Manual was made available.
8-1-11	Ashworth Scale; Bruininks-Oseretsky Test of Motor Proficiency and Range of Motion tests were added to the Occupational, Physical, Speech Therapy Services manual.
9-15-11	Procedure code S3620 for Newborn Metabolic Screening Panels was moved from the Genetic Testing category to a new category for newborn screening.