



## Division of Medical Services

P.O. Box 1437, Slot S-401 · Little Rock, AR 72203-1437  
501-682-8292 · Fax: 501-682-1197 · TDD: 501-682-6789



August 14, 2013

The Honorable Paul Bookout, Co-Chairman  
The Honorable John Charles Edwards, Co-Chairman  
Arkansas Legislative Council  
State Capitol Building, Room 315  
Little Rock, AR 72201

Dear Senator Bookout and Representative Edwards:

Submitted herewith is the Medicaid Report for the 4<sup>th</sup> quarter of SFY 2013 as required by A.C.A. Section 20-77-111. This report presents Medicaid data for the quarter April 1, 2013, through June 30, 2013.

If you have any questions regarding utilization and expenditure data, please contact Sharon Jordan, Business Operations Manager, at 682-8489, or Tommy Carlisle, Chief Fiscal Officer, at 682-0422.

Sincerely,

A handwritten signature in dark ink, reading "Andrew Allison".

Andrew Allison, PhD  
Director

AA/TC

Attachment

cc: Keith Gober, Analyst, Bureau of Legislative Research  
Michael Feehan, Analyst, Bureau of Legislative Research  
Phil Price, Analyst, Bureau of Legislative Research  
Nell Smith, Analyst, Bureau of Legislative Research  
Philip Adams, Office of the Governor



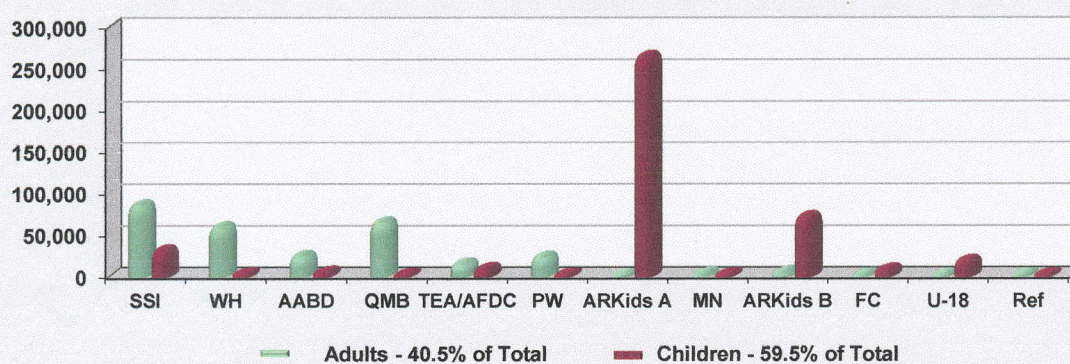
# **MEDICAID QUARTERLY REPORT** **MEDICAID ELIGIBLES AND RECIPIENTS** **FOURTH QUARTER - SFY 2013**

## **Eligibles and Recipients by Month**

SFY13			Recipients as
	Eligibles	Recipients	% of Eligibles
Apr	684,386	379,457	55.4%
May	683,578	422,375	61.8%
Jun	682,568	366,472	53.7%

SFY12			Recipients as
	Eligibles	Recipients	% of Eligibles
Apr	676,650	376,550	55.6%
May	676,712	409,368	60.5%
Jun	675,335	361,312	53.5%

## **Average Number of Eligibles per Month** **by Aid Category, Adults and Children (including ARKids First and CHIP)**



## **Eligibles (Adults and Children) by Aid Category**

(Average for April, May, June 2013)

		Adults	Children	All
SSI	Supplemental Security Income	85,322	31,083	116,405
WH	Women's Health Waiver	58,536	969	59,504
AABD	Aid to the Aged, Blind and Disabled	24,225	3,854	28,079
QMB	Qualified Medicare Beneficiary	64,319	31	64,350
TEA/AFDC	Transitional Employment Assistance	14,734	8,692	23,427
PW	Pregnant Women	22,897	0	22,897
ARKids A	Low-Income Children	0	264,818	264,818
MN	Medically Needy	2,013	182	2,195
ARKids B	ARKids First Waiver	4,359	71,426	75,785
FC	Foster Care	256	7,285	7,541
U-18	Under Age 18	4	18,497	18,501
Ref	Refugee	8	0	8
<b>Total Average Eligibles - 4th Qtr SFY 2013:</b>		<b>276,674</b>	<b>406,837</b>	<b>683,511</b>
<b>Total Average Eligibles - 4th Qtr SFY 2012:</b>		<b>273,568</b>	<b>402,664</b>	<b>676,232</b>
<b>Percentage of Increase from SFY 2012 to SFY 2013:</b>		<b>1.1%</b>	<b>1.0%</b>	<b>1.1%</b>

**Explanation of Monthly Recipient Counts:** Recipient counts include individuals who actually received services. Individuals for whom there was a managed care fee claim as part of the Primary Care Provider Program (Connect Care), but for whom there was no actual medical service, are not counted.

Sources: ACES Report IM-2414, OnDemand HMGR325J



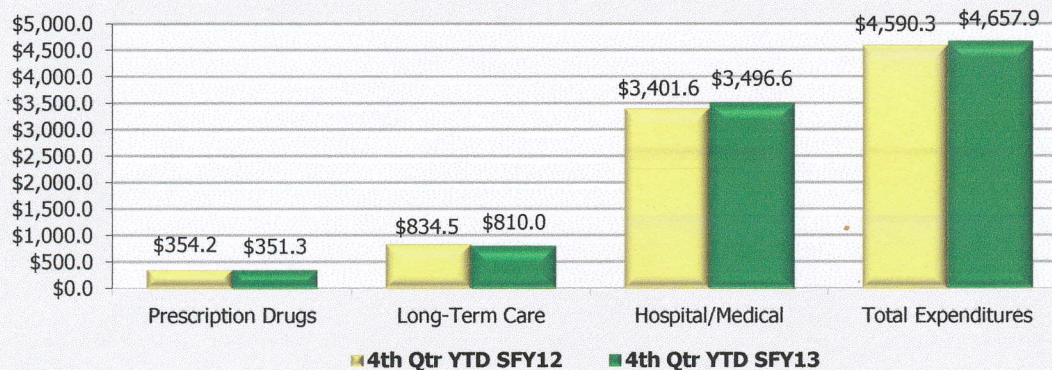
# MEDICAID QUARTERLY REPORT

## MEDICAID PROGRAM EXPENDITURE DATA - VENDOR PAYMENTS

### FOURTH QUARTER - SFY 2013

#### Expenditure Comparison by Appropriation

(Expressed in millions)

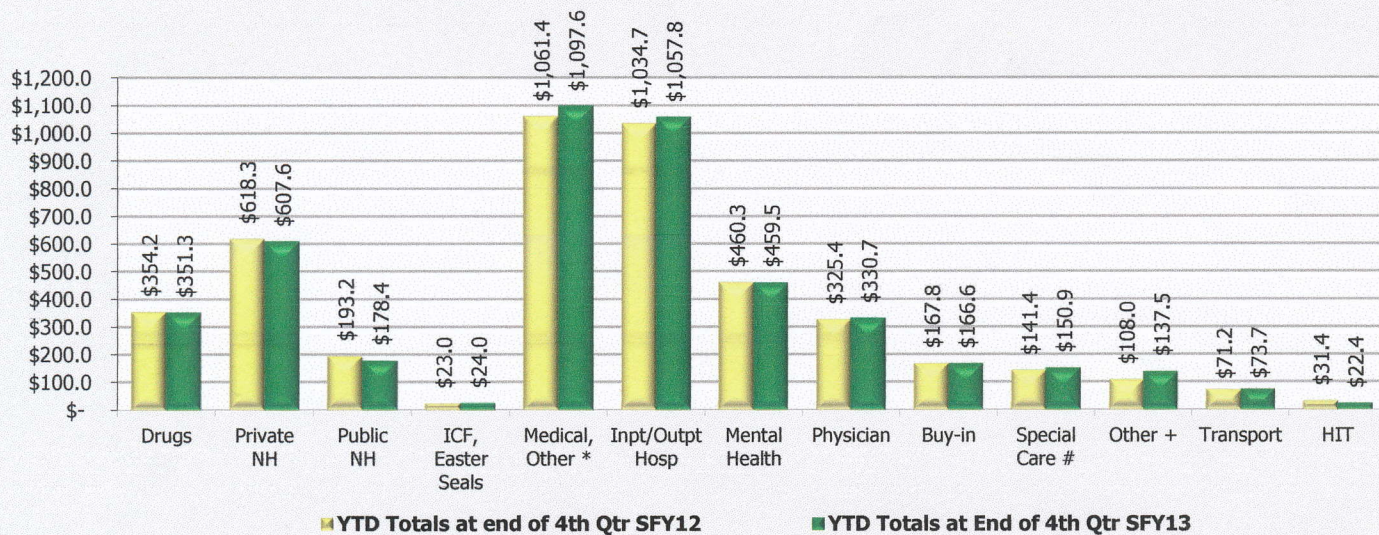


#### YTD Amounts

	Hospital/ Medical	Drugs	Long Term Care	ARKids First	Medical Expansion	TOTAL
% of Budget Spent	97.7%	99.5%	95.4%	93.7%	96.2%	97.3%
Growth Over SFY12	2.9%	-1.1%	-2.9%	-4.6%	10.4%	1.5%

#### Total Medicaid Expenditures by Category

(Expressed in millions)



Actual Trust Fund Usage SFY12:	\$127,124,974
Actual Trust Fund Usage this Quarter:	\$92,941,612
Actual Trust Fund Usage Year-to-Date SFY13:	\$243,941,612
SFY13 Projected Trust Fund Usage per 7/1 Operating Budget:	\$273,021,357
SFY13 Revised Projected Trust Fund Usage 1/1/13 Operating Budget:	\$271,692,266

\*Medical, Other includes - EPSDT Screening, Rural Health Clinics, FQHC, Dental Svcs, DME, Optometrist, ElderChoices, Assisted Living & Therapy Svcs  
 #Special Care includes - Home Health, Personal Care, Private Duty Nursing, Hospice Services  
 +Other includes - Case Management and Contracts

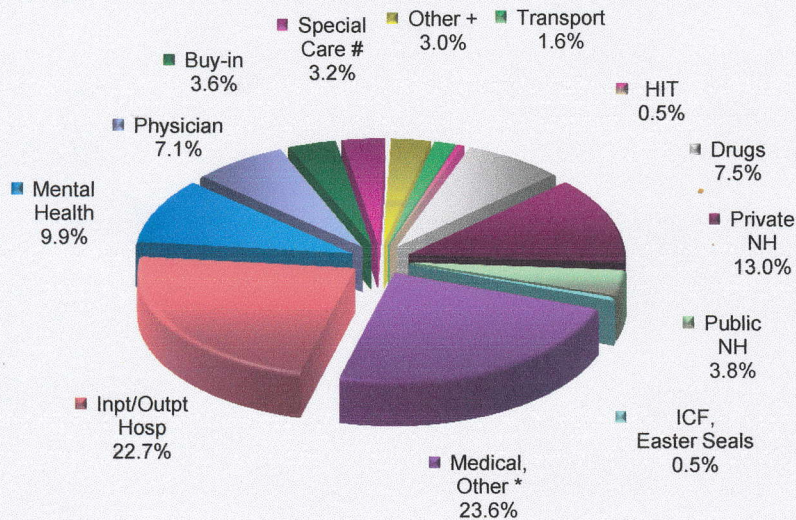


# MEDICAID QUARTERLY REPORT

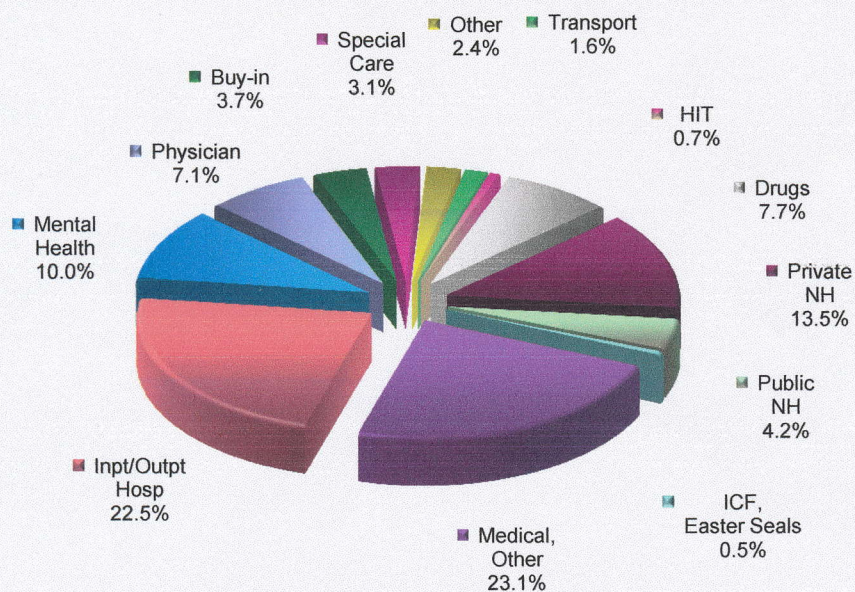
## MEDICAID PROGRAM EXPENDITURE DATA - VENDOR PAYMENTS

### FOURTH QUARTER - SFY 2013

**Total Medicaid Expenditures  
Q4 YTD SFY 2013**



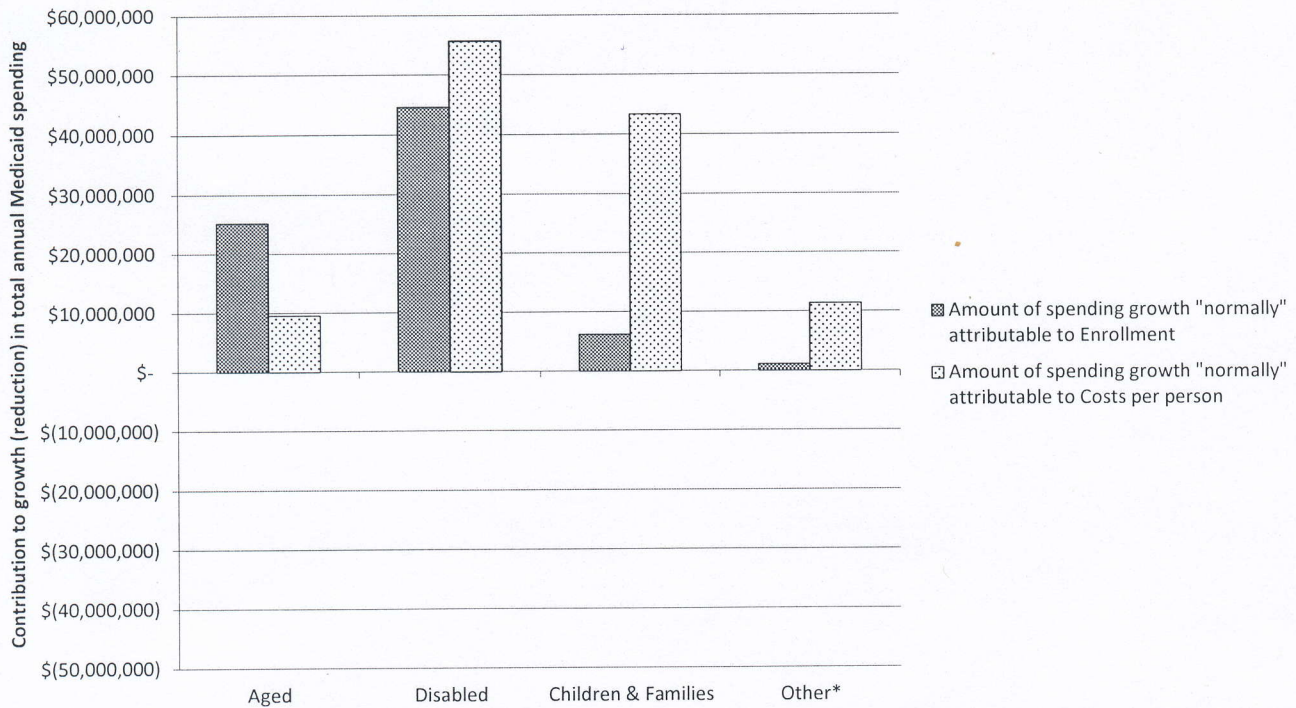
**Total Medicaid Expenditures  
SFY 2012**



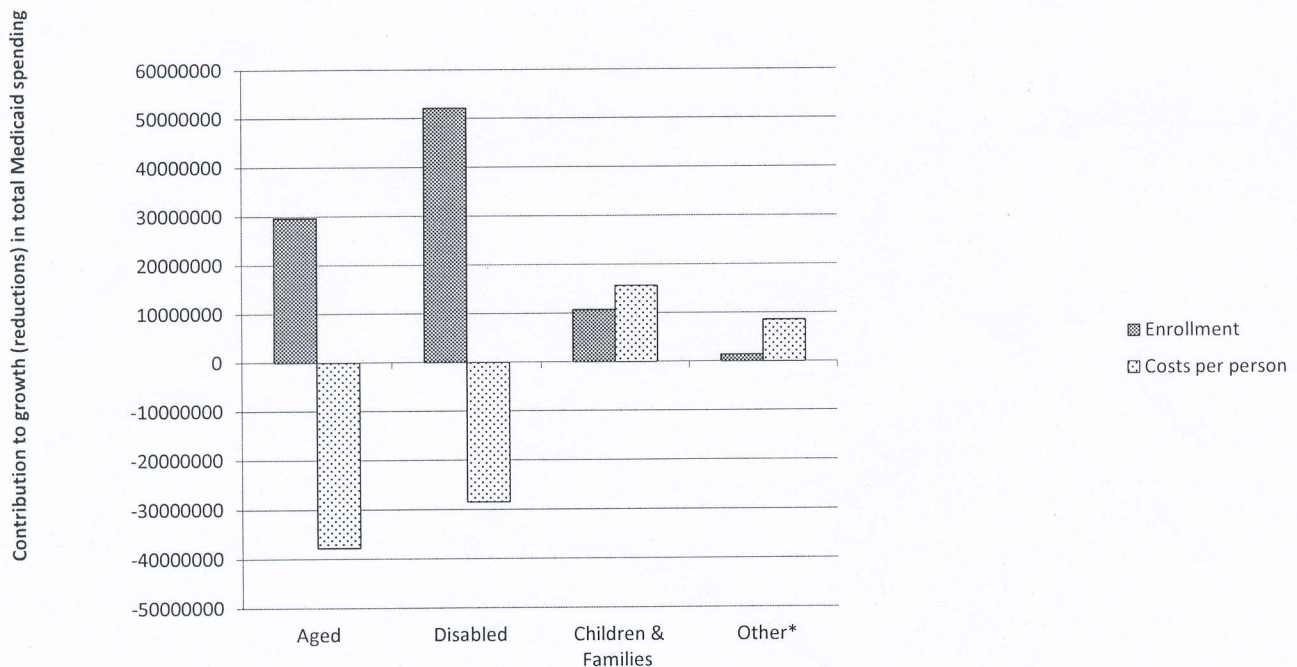


**MEDICAID QUARTERLY REPORT - ADDENDUM**  
**UNDERSTANDING CHANGES IN ARKANSAS MEDICAID SPENDING IN SFY 2013**  
**FOURTH QUARTER - SFY 2013**

**Typical Contributions to Annual Growth in Medicaid Spending  
Between SFY 2007 and SFY 2012**



**Actual Contributions to Growth in Medicaid Spending  
Between SFY 2012 and SFY 2013**



\*Other includes adoption, foster care and ARHealthnetworks

**MEDICAID ELIGIBILITY CHANGES**  
**2013**  
**April-June**

Effective Date	Description of Eligibility Change
04-01-13	MS 13-06, To update the 2013 Federal Poverty Level income guidelines.
04-05-13	MS 13-07, To update income and resource procedures for Family Medicaid categories.
04-05-13	MS 13-08, To update current policy and procedures for the Medically Needy categories.
04-05-13	MS 13-09, To update the procedures for Victims of Trafficking.

**MEDICAID POLICY CHANGES  
APRIL - JUNE 2013**

Effective Date

Description of Policy Change

No changes.