



**Division of Medical Services**  
Medicaid Director's Office

P.O. Box 1437, Slot S401 • Little Rock, AR 72203-1437  
501-682-8292 • Fax: 501-682-1197



September 12, 2014

The Honorable Bill Sample, Co-Chairman  
The Honorable John Charles Edwards, Co-Chairman  
Arkansas Legislative Council  
State Capitol Building, Room 315  
Little Rock, AR 72201

Dear Senator Sample and Representative Edwards:

Submitted herewith is the Medicaid Report for the 4th quarter of SFY 2014 as required by A.C.A. Section 20-77-111. This report presents Medicaid data for the quarter April 1, 2014, through June 30, 2014.

If you have any questions regarding utilization and expenditure data, please contact Christine Coutu, Business Operations Manager, at 537-2195, or Mark Story, Chief Fiscal Officer, at 320-8955.

Sincerely,

A handwritten signature in black ink, appearing to read "Dawn Stehle".

Dawn Stehle  
Director

DS/CC

Attachment

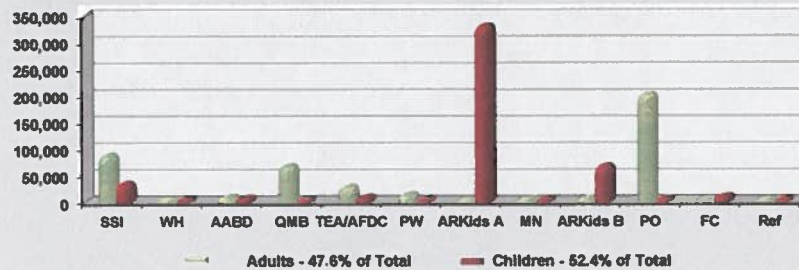
cc: Lilah Walls, Analyst, Bureau of Legislative Research  
Jessica Beel, Analyst, Bureau of Legislative Research  
Phil Price, Analyst, Bureau of Legislative Research  
Nell Smith, Analyst, Bureau of Legislative Research  
Haley Keenan-Gray, Office of the Governor

**MEDICAID QUARTERLY REPORT  
MEDICAID ELIGIBLES AND RECIPIENTS  
FOURTH QUARTER - SFY 2014**

**Eligibles and Recipients by Month**

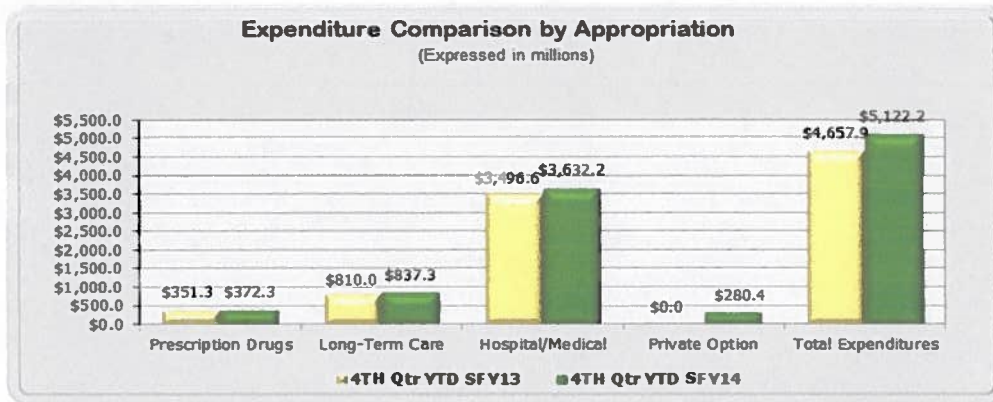
SFY14			Recipients as % of Eligibles	Recipients as		Recipients as % of Eligibles	SFY13			Recipients as % of Eligibles
	PO Eligibles	PO Recipients		Eligibles	Recipients			Eligibles	Recipients	
Apr	198,951	172,176	86.5%	656,692	441,989	67.3%	Apr	684,386	379,457	55.4%
May	201,360	186,894	92.8%	651,795	450,246	69.1%	May	683,578	422,375	61.8%
Jun	201,746	189,665	94.0%	654,383	391,858	59.9%	Jun	682,568	366,472	53.7%

**Average Number of Eligibles per Month  
by Aid Category, Adults and Children (including ARKIds First and CHIP)**

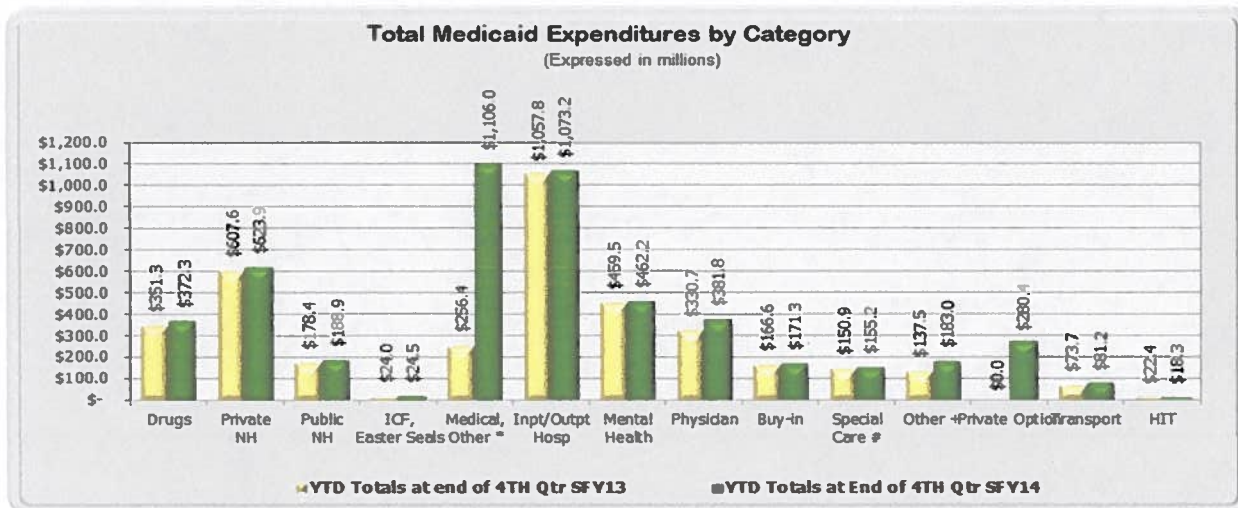


		(Average for April, May, June 2014)		
		Adults	Children	All
SSI	Supplemental Security Income	86,393	33,358	119,751
WH	Women's Health Waiver	36	1	37
AABD	Aid to the Aged, Blind and Disabled	7,059	4,544	27,944
QMB	Qualified Medicare Beneficiary	66,683	2	66,685
TEA/AFDC	Transitional Employment Assistance	27,637	6,444	34,081
PW	Pregnant Women	12,388	0	12,388
ARKIds A	Low-Income Children	0	329,531	329,531
MN	Medically Needy	1,601	26	1,626
ARKIds B	ARKIds First Waiver	4,217	66,338	70,555
PO	Private Option	200,631	55	200,686
FC	Foster Care	111	7,911	7,656
Ref	Refugee	9	1	10
<b>Total Average Eligibles - 4TH Qtr SFY 2014:</b>		<b>406,765</b>	<b>448,211</b>	<b>870,950</b>
<b>Total Average Eligibles - 4TH Qtr SFY 2013:</b>		<b>276,674</b>	<b>406,837</b>	<b>683,511</b>
<b>Percentage of Increase from SFY 2013 to SFY 2014:</b>		<b>47.0%</b>	<b>10.2%</b>	<b>27.4%</b>

# **MEDICAID QUARTERLY REPORT** **MEDICAID PROGRAM EXPENDITURE DATA - VENDOR PAYMENTS** **FOURTH QUARTER - SFY 2014**



YTD Amounts	Hospital/ Medical	Drugs	Long Term Care	ARKids First	Medical Expansion	TOTAL
% of Budget Spent	96.80%	103.80%	100.30%	89.4%	110.1%	97.8%
Growth Over SFY42	12.80%	7.00%	3.4%	-7.0%	-13.0%	10.0%



Actual Trust Fund Usage SFYWH:	\$243,941,612
Actual Trust Fund Usage this Quarter:	\$10,027,204
Actual Trust Fund Usage Year-to-Date SFY65:	\$104,439,813
SFY14 Projected Trust Fund Usage per 7/1 Operating Budget:	\$45,437,605
SFY14 Revised Projected Trust Fund Usage 1/1/14 Operating Budget:	9/17/2014
Trust Fund Balance June 30, 2014	\$2,170,200

\*Medical, Other includes - EPSDT Screening, Rural Health Clinics, FQHC, Dental Svcs, DME, Optometrist, ElderChoices, Assisted Living & Therapy Svcs

#Special Care includes - Home Health, Personal Care, Private Duty Nursing, Hospice Services

+Other includes - Case Management and Contracts

Source: DHS, DAS, Quarterly Payout Reports

Department of Human Services - Division of Medical Services

Reports and Analysis

9/17/2014

# **MEDICAID QUARTERLY REPORT** **MEDICAID PROGRAM EXPENDITURE DATA - VENDOR PAYMENTS** **FOURTH QUARTER - SFY 2014**

