



Civil Asset Forfeiture in Arkansas, 2010-2020

EXHIBIT C2

MITCH MITCHELL

Associate Professor of Economics,
University of Central Arkansas

ACRE Director,
Arkansas Center for Research in
Economics




**ARKANSAS CENTER FOR
RESEARCH IN ECONOMICS**
UNIVERSITY OF CENTRAL ARKANSAS

What is ACRE?

An Arkansas-focused, privately funded, research center in the College of Business at UCA. We were founded in 2014.

ACRE promotes solutions that respect the personal and economic freedoms of individuals because protecting and expanding these freedoms has a proven record of improving people's lives.

My views and opinions are my own and do not represent the University of Central Arkansas.



Interested in learning about what's really happening in Arkansas's economy?

The latest economic news can be confusing or misleading without a comparison to long-run trends. And news reports also often leave out a careful comparison with trends in our neighboring states and the nation as a whole. Plus, what do all those numbers really mean?

Our new book, [The Citizen's Guide to Understanding Arkansas Economic Data](#) can help citizens and policy makers to better understand all that data in the news — and what it can tell us about our state's strengths and weaknesses.

Released in early 2019, expert authors, [Dr. Jeremy Horpedahl](#), an ACRE scholar and assistant professor of economics at the University of Central Arkansas; Amy Fontinelle, author and editor of hundreds of public policy works; and Greg Kaza, Executive Director of the [Arkansas Policy Foundation](#) walk readers through the ups and downs of common economic measures.

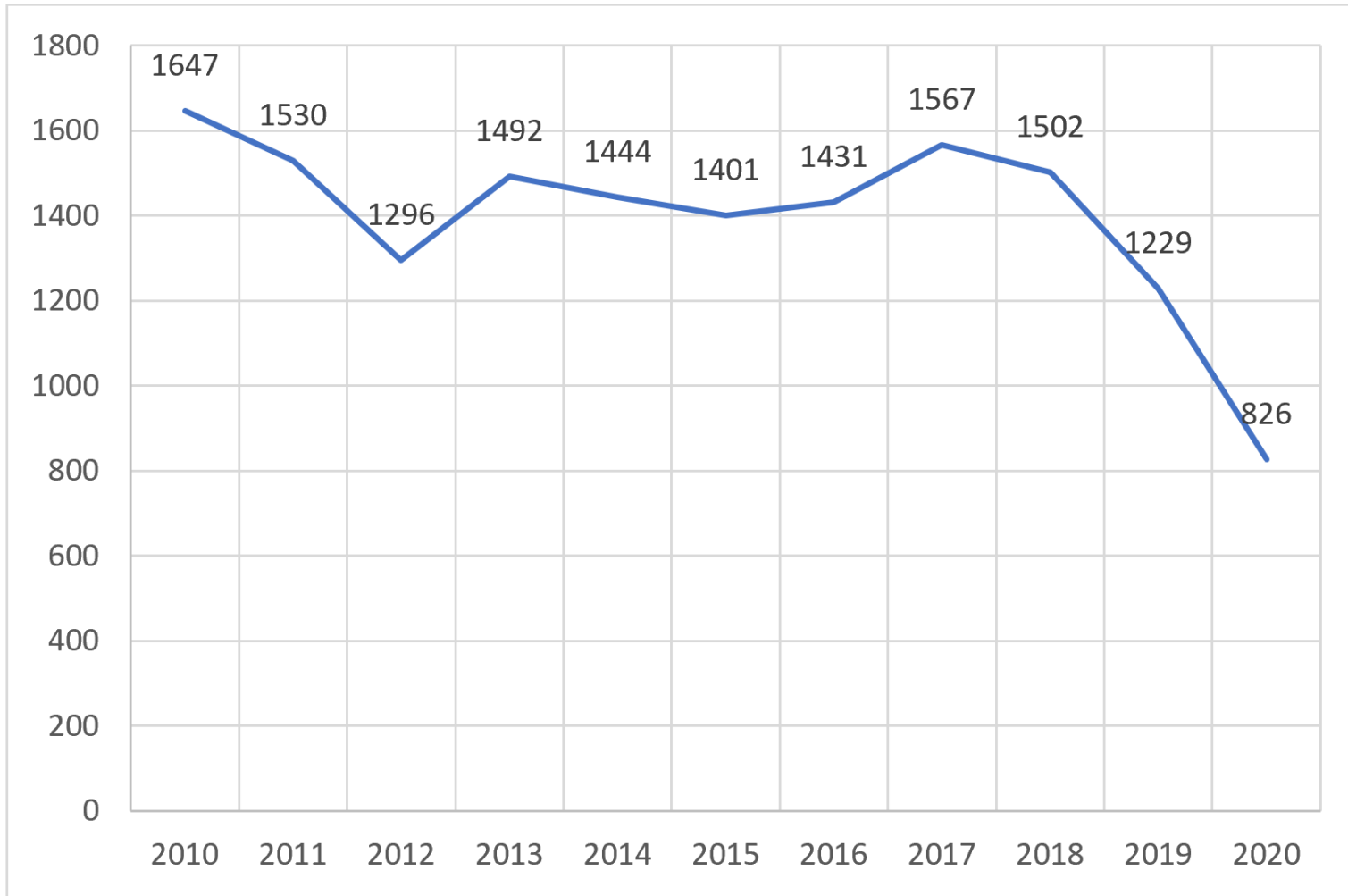
uca.edu/acre

What I'll be talking about today

- 1) Seizures per year
- 2) Size of currency seizures
- 3) Currency seizures
- 4) Non-currency seizures

Note: Data comes from Freedom of Information Act requests from the Asset Seizure Tracking System, Office of the Arkansas Drug Director. Example of the report at the end.

Seizures per year, total, Jan 2010 – August 2020

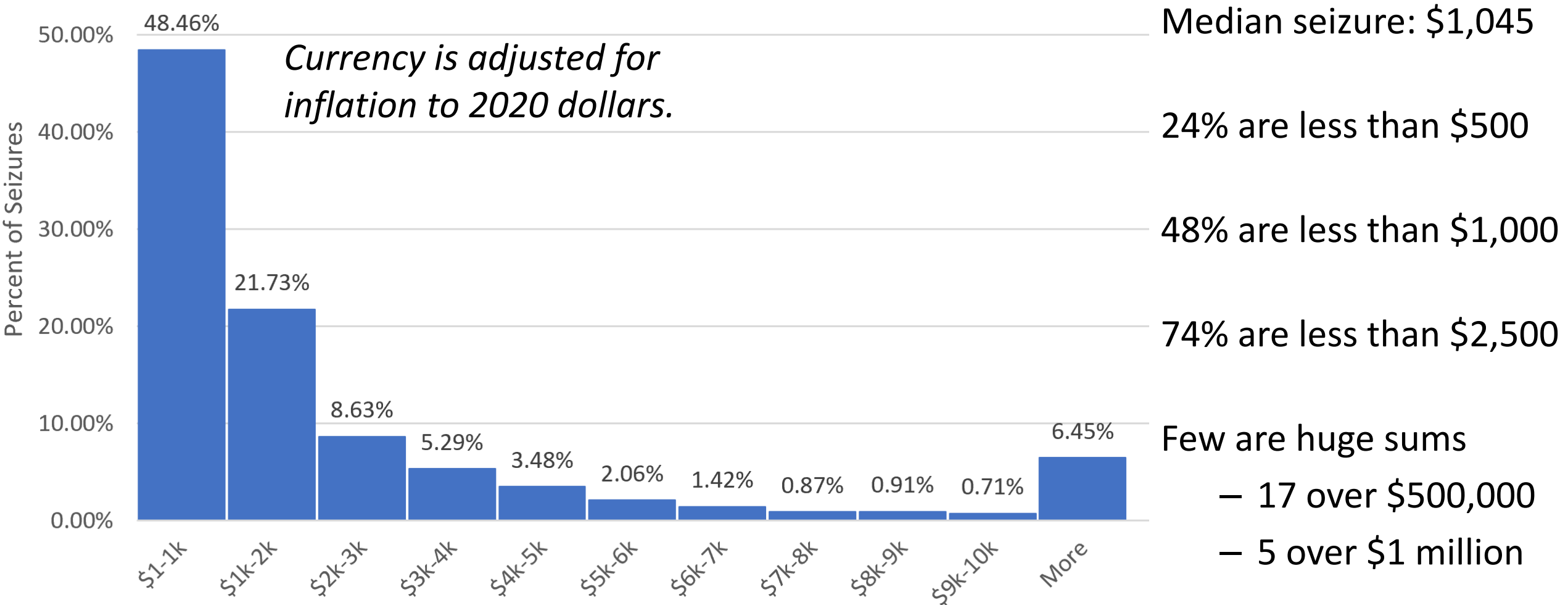


2020 data is incomplete but is similar to 2019 (additional slides for context are at the end, but 2020 is not unusually low).

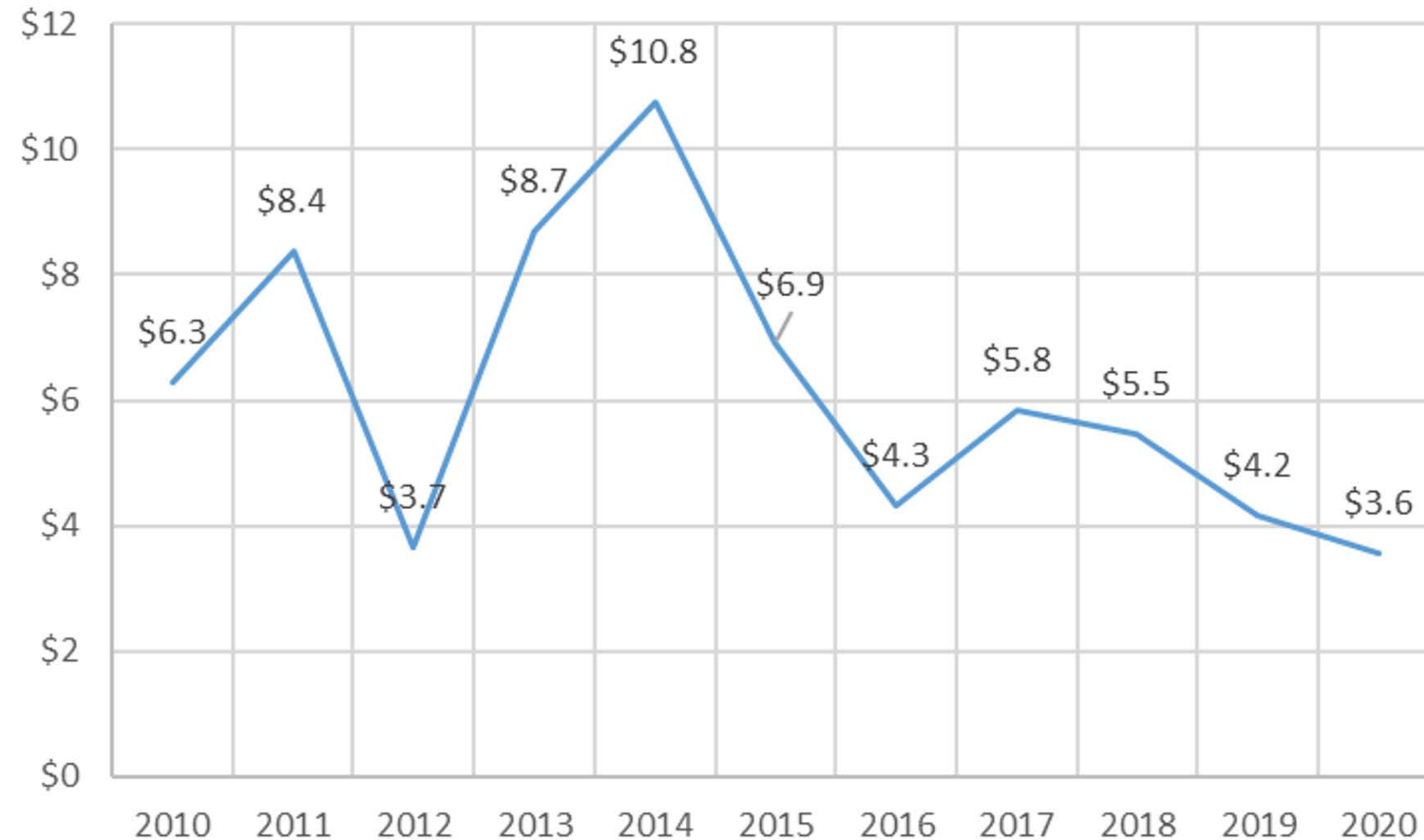
← 2020 is Incomplete

Arkansas has averaged about 1400 seizures per year since 2010. That's about 4 per day.

Size of currency seizures: Mostly small amounts



Currency seizures, total (in millions), Jan 2010 – Aug 2020

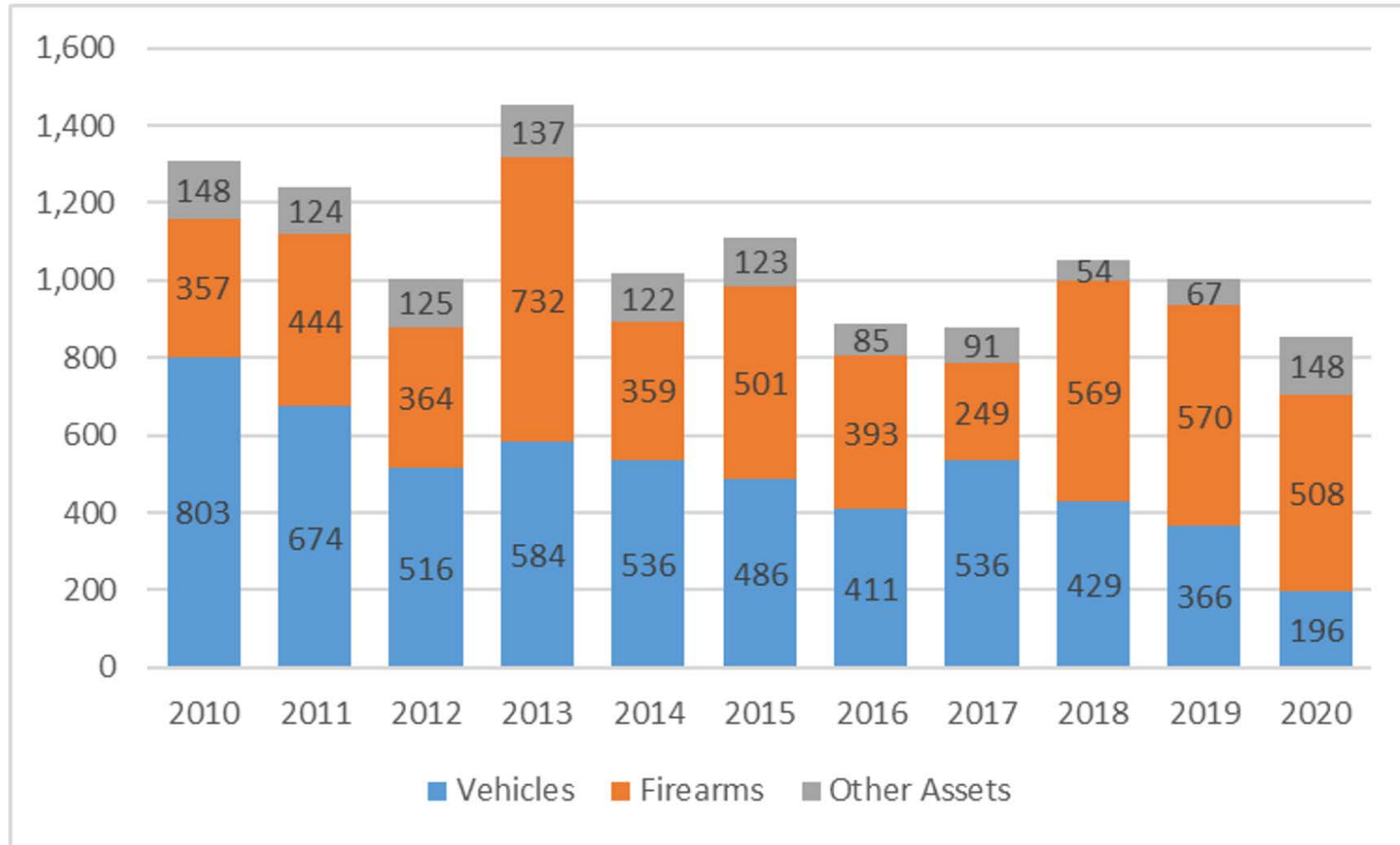


Over \$68 million since Jan 2010 (adjusted for inflation is \$75 million).

Average of \$6.5 million per year (adjusted for inflation is \$7 million)

- 2014 was the largest: \$10.8 million (\$11.8 million inflation adjusted)
- 2020 data is incomplete

Non-currency seizures, Jan 2010 – Aug 2020



About 503 vehicles
per year

About 437 firearms
per year

← 2020 is
Incomplete

Summary

1. Arkansas has averaged about 1,400 seizures per year since 2010. That's about 4 per day.
2. Over \$68 million in currency has been seized. That's about \$75 million if numbers are adjusted for inflation to 2020 dollars.
3. Cash seizures are less than \$1,000 almost half the time. It is less than \$2,500 about 75% of the time.
4. Non-cash assets are also regularly seized.

Contributors

Research on this project was begun in 2015 by UCA Honors graduate and ACRE Research Fellow Maleka Momand (*bottom right*).

Research on this project was continued and expanded by UCA graduate and ACRE Research Fellow Aaron Newell (*top right*). Aaron is a 2nd year law student at William H. Bowen School of Law at the University of Arkansas in Little Rock. He is currently working on a policy brief and law review article on civil asset forfeiture.

Both projects were supervised by UCA Assistant Professor of Economics and ACRE Scholar Dr. Jeremy Horpedahl (*left*).





Questions?

MITCH MITCHELL

Associate Professor of Economics,
University of Central Arkansas

ACRE Director,
Arkansas Center for Research in
Economics

dmitchell@uca.edu



**ARKANSAS CENTER FOR
RESEARCH IN ECONOMICS**
UNIVERSITY OF CENTRAL ARKANSAS

Example of report

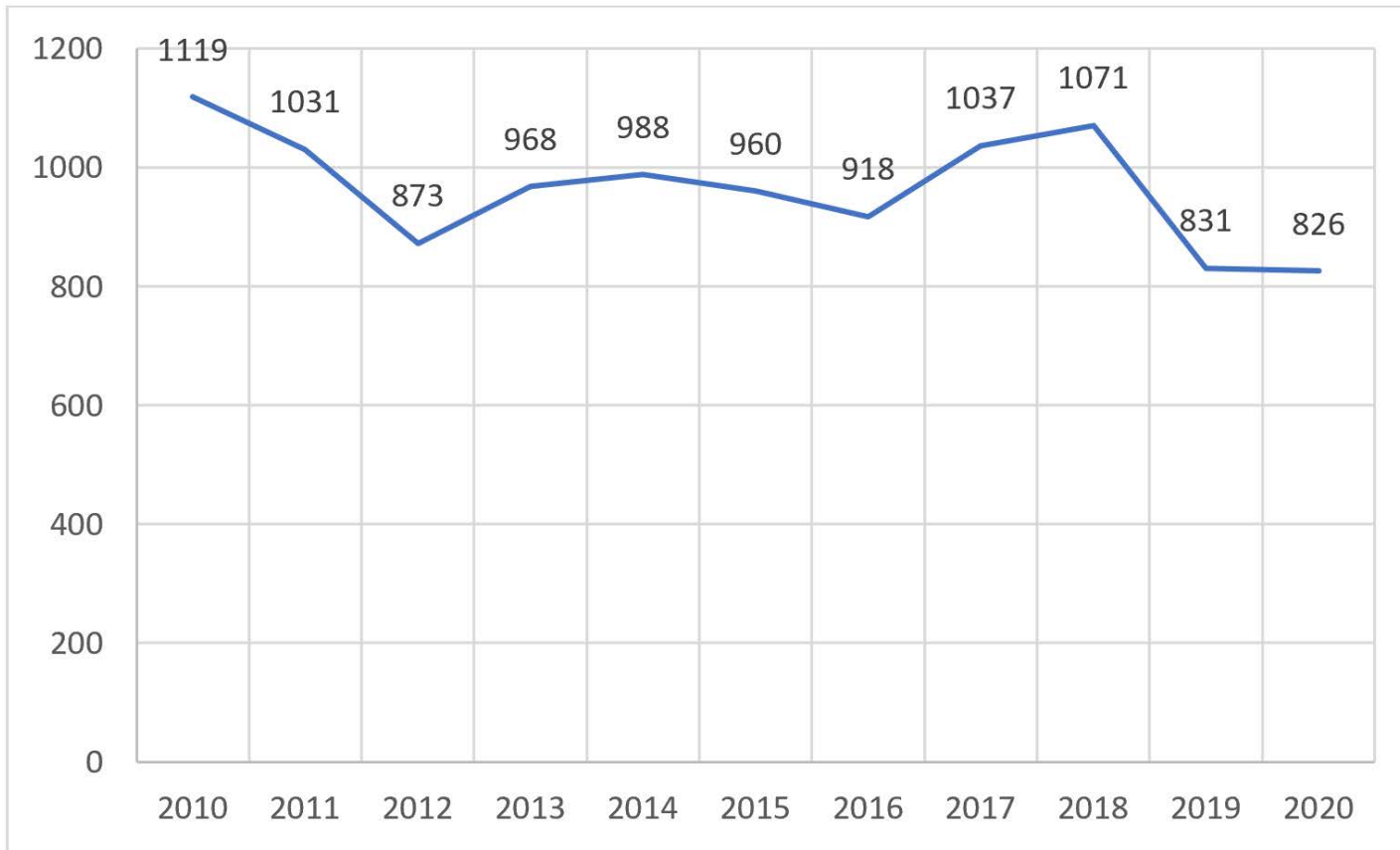
Year	Tracking Number	Receive Date	Agency	City/State/ Zip	STATE	Currency Seized	Personal Property Seized
2010	0271-10-2-249	2/22/2010	Marion PD	Albertville AL	AL	\$8,750.00	Charger, Necklace
2010	1578-10-22-113	12/6/2010	Benton PD	Alexander AR	AR	\$1,320.00	none
2010	1376-10-6-237	10/14/2010	Little Rock PD	Alexander AR	AR	\$485.00	none
2010	1611-10-6-79	12/21/2010	Pulaski SO	Alexander AR	AR	\$1,140.00	08 Dodge P/U
2010	0203-10-21-12	2/16/2010	21st DTF	Alma AR	AR	\$626.00	none
2010	1145-10-21-12	8/25/2010	21st DTF	Alma AR	AR	\$513.00	91 GMC P/U, 12 Misc. Items
2010	0201-10-21-12	2/16/2010	21st DTF	Alma AR	AR	\$400.00	4 Vehicles
2010	0278-10-12-178	3/1/2010	Fort Smith PD	Alma AR	AR	\$0.00	00 Honda Accord
2010	0318-10-12-85	3/4/2010	Sebastian SO	Alma AR	AR	\$0.00	71 Olds
2010	1140-10-21-326	8/24/2010	Van Buren PD	Alma AR	AR	\$140.00	none
2010	1529-10-12-12	11/23/2010	12th DTF	Altus AR	AR	\$21.00	01 Dodge Durango
2010	0976-10-9E-1	7/23/2010	Arkadelphia PD	Arkadelphia AR	AR	\$1,171.93	1999 Lincoln

Data comes from Freedom of Information Act requests from the Asset Seizure Tracking System, Office of the Arkansas Drug Director.

They have always been fast and helpful with our requests which we greatly appreciate.

Seizures per year, Jan – August, 2010 - 2020

Similar months comparison
(because of missing data from September-December 2020).



Seizures per month average, Jan 2010 – Aug 2020

3-month rolling average comparison
(because of missing data from September-December 2020).

