

SUMMARY OF  
2021 REGULAR SESSION  
*Fiscal Legislation Summary*

.....

93<sup>rd</sup> GENERAL ASSEMBLY  
OF THE STATE OF ARKANSAS

2021

January 11, 2021 – April 28, 2021

.....



Bureau of Legislative Research  
May 2021



# TABLE OF CONTENTS

## 2021 Regular Session – Fiscal Legislation

| <u>SUBJECT</u>   | <u>PAGE NO.</u> |
|--|-----------------|
| <b><u>General Revenue</u></b>  |                 |
| Estimated Revenue Impact of 21 Regular Session Acts, FY2021, 22 & 23.....                                | 1               |
| Estimated General Revenue Distribution Pie Chart, FY2022.....  | 3               |
| Where Your State Tax Dollar Goes, FY2022.....  | 4               |
| Revenue Stabilization Law Summary FY2022.....  | 5-6             |
| Revenue Stabilization Law Allocation Schedule FY2022.....  | 7-8             |
| Miscellaneous Agencies Allocation Schedule .....   | 9               |
| <b><u>Restricted Reserve/Long Term Reserve &amp; Development and Enhancement Fund Appropriations</u></b> |                 |
| Restricted Reserve Fund / Long Term Reserve Summary.....   | 10              |
| Development and Enhancement Fund Appropriations Summary .....  | 11-20           |
| <b><u>Governors Letters</u></b>  |                 |
| 2021 Governor Letters Submitted to the Joint Budget Committee Summary .....                              | 21-22           |
| <b><u>Personnel Legislation</u></b>  |                 |
| State Agency Uniform Classification & Compensation & Pay Plan Schedules .....                            | 23              |
| Institution of Higher Education Uniform Classification & Compensation & Pay Plan Schedules...            | 23              |
| Personnel Related Legislation Enacted.....   | 24-26           |

| <u>APPROPRIATION BILL SUMMARIES</u>   | <u>PAGE NO.</u> |
|---------------------------------------|-----------------|
| <b><u>Cabinet Departments</u></b>     |                 |
| <b>DEPARTMENT OF AGRICULTURE</b>      |                 |
| Secretary’s Office .....              | 27              |
| Natural Resources Commission.....     | 27              |
| <b>DEPARTMENT OF COMMERCE</b>         |                 |
| Economic Development Commission ..... | 27              |
| Aeronautics Division.....             | 28              |
| Bank Department .....                 | 28              |
| Development Finance Authority .....   | 28              |
| Insurance Department .....            | 28              |
| Rehabilitation Services .....         | 28              |
| Securities Department .....           | 29              |
| Waterways Commission .....            | 29              |
| Workforce Services Division .....     | 29              |
| <b>DEPARTMENT OF CORRECTIONS</b>      |                 |
| Correction Division .....             | 29              |
| Community Correction Division .....   | 29              |
| Parole Board.....                     | 30              |
| Sentencing Commission .....           | 30              |

**DEPARTMENT OF EDUCATION**

Elementary & Secondary Education Division ..... 30  
Educational Television Division (AETN) ..... 30  
Career and Technical Education Division ..... 30  
Higher Education Division ..... 31  
Martin Luther King, Jr. Commission..... 31  
Public School Academic Facilities and Transportation Division ..... 31  
Public School Fund (K-12 Funding) ..... 31-32  
Schools for the Blind and Deaf ..... 32  
State Library ..... 32

**DEPARTMENT OF ENERGY AND ENVIRONMENT**

Environmental Quality Division ..... 32  
Geological Survey..... 32  
Liquefied Petroleum Gas Board..... 33  
Oil and Gas Commission ..... 33

**DEPARTMENT OF FINANCE AND ADMINISTRATION**

Finance and Administration..... 33  
Assessment Coordination Division ..... 33  
Child Support Enforcement ..... 33  
Disbursing Officer ..... 33-34  
Regulatory Division ..... 34

**DEPARTMENT OF HEALTH**

Health Department (Secretary’s Office)..... 34  
Health Department – Tobacco Prevention and Cessation ..... 34  
Health Services Permit Agency ..... 34  
Licensing and Regulation Boards ..... 35-36  
Minority Health Commission ..... 37  
Minority Health Initiative..... 37  
Tobacco Settlement Commission ..... 37

**DEPARTMENT OF HUMAN SERVICES**

Secretary’s Office ..... 37  
Aging, Adult, and Behavioral Health Services Division ..... 37  
Child Care and Early Childhood Education Division ..... 38  
Children and Family Services Division ..... 38  
County Operations Division ..... 38  
Developmental Disabilities Services Division ..... 38  
Medical Services Division ..... 38  
Provider Services and Quality Assurance Division ..... 39  
Youth Services Division ..... 39

**DEPARTMENT OF INSPECTOR GENERAL**

Secretary’s Office ..... 39

**DEPARTMENT OF LABOR AND LICENSING**

Labor Division ..... 39  
Boards and Commissions..... 39-40  
Workers Compensation Commission ..... 41

**DEPARTMENT OF THE MILITARY**

Secretary’s Office ..... 41

**DEPARTMENT OF PARKS, HERITAGE, AND TOURISM**

Heritage Division ..... 41  
Capital Zoning District Commission ..... 41

|  |       |
|--|-------|
| Parks and Tourism Division.....                                  | 41    |
| <b>DEPARTMENT OF PUBLIC SAFETY</b>                               |       |
| Public Safety .....  | 42    |
| Crime Information Center.....                                    | 42    |
| Crime Laboratory .....   | 42    |
| Law Enforcement Standards & Training Commission .....            | 42    |
| State Police Division .....                                      | 42    |
| Emergency Management Division.....                               | 42    |
| <b>DEPARTMENT OF TRANSFORMATION AND SHARED SERVICES</b>          |       |
| Statewide Shared Services.....                                   | 43    |
| Building Authority Division .....                                | 43    |
| Geographic Information Systems Division .....                    | 43    |
| Information Systems Division .....                               | 43    |
| <b>DEPARTMENT OF VETERANS' AFFAIRS</b>                           |       |
| Secretary's Office .....   | 43    |
| <br>   |       |
| <b><u>INDEPENDENT AGENCIES</u></b>                               |       |
| Administrative Office of the Courts.....                         | 44    |
| Attorney General's Office .....                                  | 44    |
| Auditor of State.....  | 44-45 |
| Beef Council.....  | 45    |
| Catfish Promotion Board.....                                     | 45    |
| Claims Commission .....  | 45    |
| Corn and Grain Sorghum Promotion Board.....                      | 45    |
| Court of Appeals.....  | 45    |
| Disability Determination for Social Security Administration..... | 45-46 |
| Election Commissioners Board .....                               | 46    |
| Ethics Commission .....  | 46    |
| Game and Fish Commission.....                                    | 46    |
| Governor's Office .....  | 46    |
| Governor's Mansion Commission .....                              | 46    |
| House of Representatives .....                                   | 47    |
| Judicial Discipline and Disability Commission .....              | 47    |
| Land Commissioner.....   | 47    |
| Legislative Audit .....  | 47    |
| Legislative Research and the Legislative Council .....           | 47    |
| Legislative Research Disbursing Officer.....                     | 47    |
| Lieutenant Governor's Office .....                               | 47    |
| Prosecutor Coordinator's Office .....                            | 48    |
| Public Defender Commission.....                                  | 48    |
| Public Employees Retirement System.....                          | 48    |
| Public Service Commission .....                                  | 48    |
| Rice Research and Promotion Board.....                           | 48    |
| Secretary of State .....   | 48    |
| Senate.....  | 49    |
| Soybean Promotion Board.....                                     | 49    |
| Supreme Court .....  | 49    |
| Teacher Retirement System .....                                  | 49    |
| Transportation Department .....                                  | 49    |
| Treasurer of State.....  | 49-50 |

|   |    |
|---|----|
| Treasurer of State – County and Municipal Aid ..... | 51 |
| Wheat Promotion Board .....                         | 51 |

**INSTITUTIONS OF HIGHER EDUCATION**

|  |       |
|--|-------|
| Arkansas Northeastern College .....  | 52    |
| Arkansas State University-Beebe.....   | 52    |
| Arkansas State University-Jonesboro.....   | 52    |
| Arkansas State University-Mountain Home.....   | 52-53 |
| Arkansas State University-Newport.....   | 53    |
| Arkansas State University Mid-South.....   | 53    |
| Arkansas State University Three Rivers.....  | 53    |
| Arkansas Tech University .....   | 53    |
| Black River Technical College.....   | 54    |
| Cossatot Community College of the University of Arkansas .....   | 54    |
| East Arkansas Community College .....  | 54    |
| Henderson State University.....  | 54    |
| National Park College.....   | 55    |
| North Arkansas College.....  | 55    |
| Northwest Arkansas Community College .....   | 55    |
| Ozarka College.....  | 55    |
| Phillips Community College of the University of Arkansas.....  | 55-56 |
| South Arkansas Community College .....   | 56    |
| Southeast Arkansas College.....  | 56    |
| Southern Arkansas University.....  | 56    |
| Southern Arkansas University – Tech.....   | 56-57 |
| University of Arkansas.....  | 57    |
| University of Arkansas – Fort Smith .....  | 57    |
| University of Arkansas – Little Rock .....   | 58    |
| University of Arkansas – Monticello.....   | 58    |
| University of Arkansas – Pine Bluff.....   | 58    |
| University of Arkansas – Pulaski Technical College .....   | 58    |
| University of Arkansas Community College at Batesville .....   | 59    |
| University of Arkansas Community College at Hope-Texarkana.....  | 59    |
| University of Arkansas Community College at Morrilton.....   | 59    |
| University of Arkansas Community College at Rich Mountain.....   | 59    |
| University of Arkansas for Medical Sciences, Center on Aging, College of Public Health, Biosciences<br>Institute and Arkansas Health Education Center – Helena ..... | 59-60 |
| University of Central Arkansas .....   | 60    |

**State Revenue Impact of Acts from the 2021 Regular Session**  
**Includes General and Special Revenue impacts, no local impacts As of 05/12/21**

| 2021 Act #   | Sponsor      | Description   | Note | GR FY21        | GR FY22         | GR FY23         | Total Rev FY21 | Total Rev FY22   | Total Rev FY23   |
|--------------|--------------|---|------|----------------|-----------------|-----------------|----------------|------------------|------------------|
| ACT 248      | Eaves        | exempt certain forgiven small business loans; provide deduction for certain loan expenses   |      | (\$33,000,000) | (\$179,000,000) |                 | (\$33,000,000) | (\$179,000,000)  |                  |
| ACT 594      | Wardlaw      | create Arkansas Wood Energy Products and Forest Maintenance income tax credit   | 11   |                | (\$5,000,000)   | (\$5,000,000)   |                | (\$5,000,000)    | (\$5,000,000)    |
| ACT 1013     | Jett         | provide a reduced sales/use tax rate for certain used motor vehicles  |      |                | (\$4,966,125)   | (\$9,337,571)   |                | (\$6,500,000)    | (\$13,100,000)   |
| ACT 967      | Wardlaw      | income tax credit for railroad track maintenance expenses   | 8    |                | (\$4,900,000)   |                 |                | (\$4,900,000)    |                  |
| ACT 154      | Dismang      | exempt unemployment benefits from income tax for tax years 2020 and 2021  |      | (\$51,000,000) | (\$3,100,000)   | \$0             | (\$51,000,000) | (\$3,100,000)    | \$0              |
| ACT 914      | Hammer       | expand "instructional materials" for purposes of sales tax exemption  |      |                | (\$2,968,494)   | (\$2,585,436)   |                | (\$4,425,000)    | (\$4,535,000)    |
| ACT 880      | Jett         | sales tax exemptions for items sold for use in printing   |      |                | (\$1,744,200)   | (\$2,414,952)   |                | (\$2,600,000)    | (\$4,000,000)    |
| ACT 944      | T. Garner    | expand sales tax holiday to certain electronic devices  |      |                | (\$1,308,150)   | (\$1,106,826)   |                | (\$1,950,000)    | (\$1,950,000)    |
| ACT 970      | Christiansen | sales tax exemption for water used in poultry farming   |      |                | (\$1,207,523)   | (\$1,625,447)   |                | (\$1,800,000)    | (\$2,700,000)    |
| ACT 840      | Jett         | increase annual cap on Historic Rehabilitation Income Tax Credit  | 9    |                | (\$1,000,000)   | (\$2,000,000)   |                | (\$1,000,000)    | (\$2,000,000)    |
| ACT 1109     | M. Johnson   | sales tax exemption for coins, currency, and bullion  |      |                | (\$514,316)     | (\$692,320)     |                | (\$766,667)      | (\$1,150,000)    |
| ACT 915      | Sturch       | tax coal used by manufacturers at reduced sales tax rate  |      |                | (\$398,568)     | (\$551,728)     |                | (\$537,000)      | (\$826,000)      |
| ACT 875      | Hillman      | increase tax credits for water resource conservation/development projects   | 7    |                | (\$301,866)     | (\$603,732)     |                | (\$301,866)      | (\$603,732)      |
| ACT 971      | Tollett      | increase income tax deduction for teachers qualified classroom investment expense   |      |                | (\$237,000)     | (\$237,000)     |                | (\$237,000)      | (\$237,000)      |
| ACT 935      | Eaves        | income tax credit for a stillborn child   |      |                | (\$139,500)     |                 |                | (\$139,500)      | (\$139,500)      |
| ACT 873      | Lowery       | sales tax exemption on school fund-raising events and parent-teacher organization purchases   | 5    |                | (\$125,000)     | (\$188,000)     |                | (\$181,000)      | (\$272,000)      |
| ACT 972      | Beck         | to allow sales tax exemption for isolated sales to apply at special events  |      |                | (\$120,628)     | (\$162,377)     |                | (\$180,000)      | (\$270,000)      |
| ACT 807      | Collins      | extend sales tax exemption for charitable organizations from 3 annual events to 10  |      |                | (\$69,768)      | (\$93,915)      |                | (\$104,000)      | (\$156,000)      |
| ACT 966      | Brown        | amend Arkansas Tax-Deferred Tuition Savings Program   |      |                | (\$28,660)      | (\$28,660)      |                | (\$28,660)       | (\$28,660)       |
| ACT 882      | Mayberry     | amend law concerning contributions to an ABLE account   | 10   |                | (\$25,424)      | (\$25,424)      |                | (\$25,424)       | (\$25,424)       |
| ACT 895      | Wallace      | amend income tax credit for waste reduction, reuse, or recycling equipment  | 3    |                | \$0             | (\$6,500,000)   |                | \$0              | (\$6,500,000)    |
| ACT 904      | Dismang      | tax credit for contributions to organization under Philanthropic Investment in Ark. Kids Program  |      |                | \$0             | (\$2,000,000)   |                | \$0              | (\$2,000,000)    |
| ACT 841      | Eubanks      | create income tax credit for retired law enforcement officers working cold cases  |      |                | \$0             | (\$25,000)      |                | \$0              | (\$25,000)       |
| ACT 68       | Eads         | create an excursion train alcoholic beverage permit   |      |                | \$0             | \$0             |                | \$0              | \$0              |
| ACT 376      | B. Johnson   | reduce add'l \$100 registration fee on hybrid vehicles to \$50;   |      |                | \$0             | \$0             |                | (\$550,000)      | (\$1,100,000)    |
| ACT 328      | B. Johnson   | excludes special license plate registered vehicles from the hybrid/electric car registration fee  |      |                | \$0             | \$0             |                | (\$284,000)      | (\$284,000)      |
| ACT 1065     | Jett         | allow delinquent property taxes to be set off against state tax refunds   |      |                | \$0             | \$0             |                | (\$45,000)       | (\$45,000)       |
| ACT 1093     | Brown        | exempt certain electric/hybrid types of vehicles from the required additional registration fee  |      |                | \$0             | \$0             |                | (\$3,600)        | (\$3,600)        |
| ACT 911      | Wallace      | amend requirements for Consolidated Incentive Act of 2003 (projected annual impacts of up to \$5.2M, \$3.4M general revenue, for FY24-28) | 4    |                | \$0             | \$0             |                | \$0              | \$0              |
| ACT 362      | Jett         | create the Elective Pass-Through Entity Tax Act; impose a tax on pass-through entities  | 6    |                | \$2,120,000     | \$4,240,000     |                | \$2,120,000      | \$4,240,000      |
| ACT 437      | Dismang      | extend through FY23 deposit of 4.5 mills gas assessment to general revenue  | 1    |                | \$1,800,000     | \$1,800,000     |                | \$0              | \$0              |
| ACT 434      | Dismang      | extend sunset date to July 1, 2023 for medical marijuana tax act  | 2    |                | \$0             | \$0             |                | \$13,300,000     | \$13,300,000     |
| ACT 500      | Wardlaw      | amend authorized fee collected for victim impact panel  |      |                | \$0             | \$0             |                | \$272,280        | \$272,280        |
| ACT 626      | Lundstrum    | The Arkansas Save Adolescents From Experimentation Act  |      |                | negligible gain | negligible gain |                | negligible gain  | negligible gain  |
| ACT 541      | Irvin        | authorize issuance and renewal of special license plate to promote the Buffalo River  |      |                | \$0             | \$0             |                | unknown increase | unknown increase |
| <b>Total</b> |              |   |      | -\$84,000,000  | -\$203,235,222  | -\$29,138,388   | -\$84,000,000  | -\$197,966,437   | -\$29,138,636    |

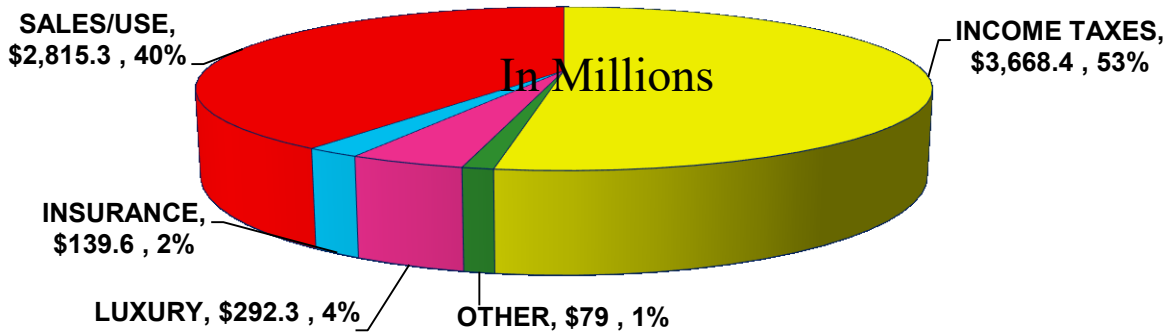
- 1) Not new source of revenue but extension of deposit of current collections to general revenue
- 2) Not new source of revenue but extension of current collections; after expense reimbursement
- 3) Annual impacts ranged from \$4M to \$6.5M per project , beginning FY23
- 4) projected annual impacts of up to \$5.2M (\$3.4M general revenue) for FY24-28
- 5) Annual impacts ranged from \$47,000 to \$188,000 (GR) and \$68,000 to \$272,000 (Total); 8 months affected in FY22.
- 6) Potential increase in general revenue of up to \$4.24 million, annually, beginning Tax Year 2022
- 7) FY24 impact and after -\$905,597
- 8) Potential decrease in general revenue of up to \$4.9M in FY2022 but the total of \$4.9M may be spread out over more than 1 year
- 9) Impact in FY2024 and after is \$3M
- 10) Annual impact ranges from \$7,650 to \$25,424
- 11) Potential annual impacts range up to \$5M per project , beginning FY22
- 12) Undetermined loss to property tax collections beginning CY2023



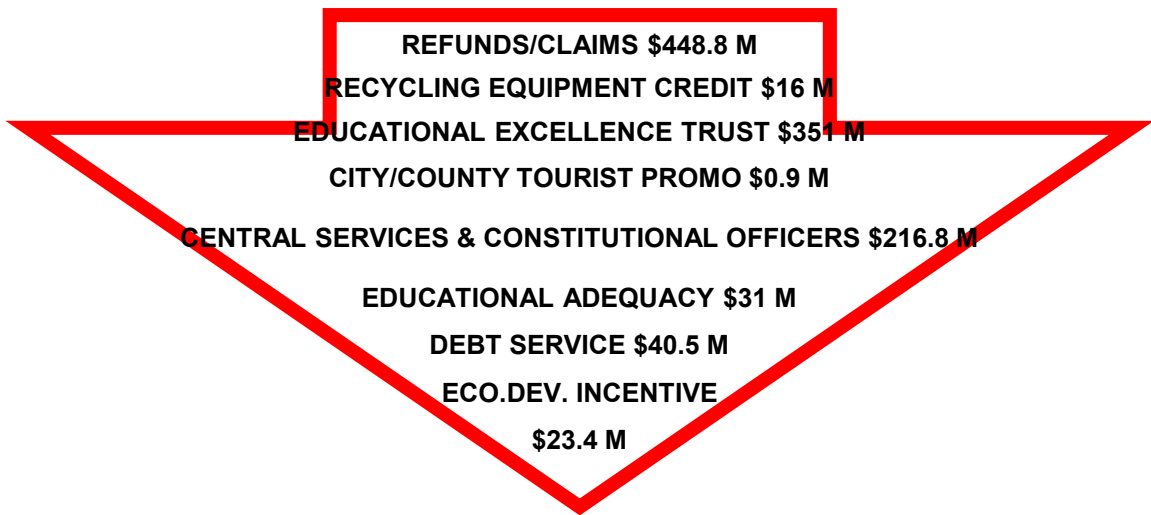


# FY2021-22 ESTIMATED GROSS GENERAL REVENUES

\$6,994.6 Million or \$6.99 Billion (05/19/2021)

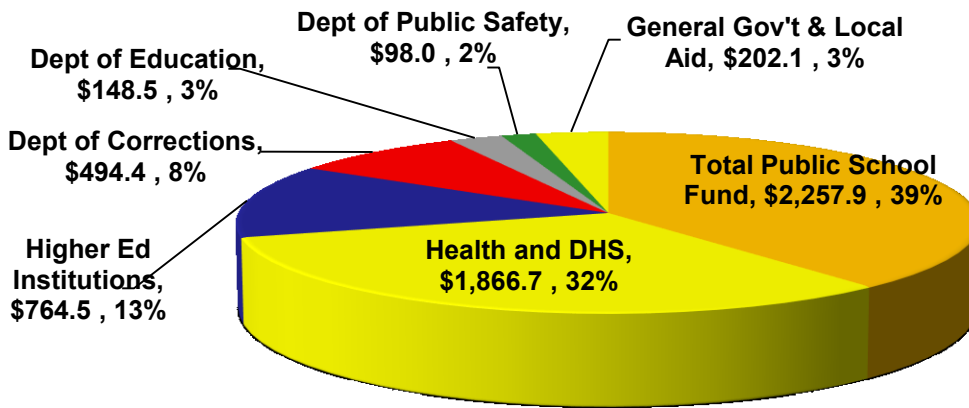


**LESS**



## DISTRIBUTION OF FY2022 "NET AVAILABLE" GENERAL REVENUES<sup>1</sup>

\$5,866.2 Million



Restricted Reserve Fund \$17.2 M  
+  
Surplus \$17 M

<sup>1</sup>Distribution to State Agencies and Institutions: \$5,832. Million RSA A+B+C+(D is \$17M Restricted Reserve)

## What your Arkansas Tax Dollar Pays For:



1¢  
Dept. of  
Public  
Safety

41¢  
Dept. of Ed &  
Public School  
Funding

8¢  
Dept. of  
Corrections

32¢  
Health &  
Human  
Services

13¢  
Institutions  
of Higher  
Education

4¢  
General  
Gov'n't  
& Local  
Aid

The Fiscal Year 2022 Revenue Stabilization Act total allocation of general revenue is \$5.85 billion dollars. The “Big Six” make up 96% of the total allocations as follows:

1. K-12 Education & Public School Fund is \$2.26 Billion
  - Department of Education is \$148.5 Million
2. Department of Human Services is \$1.78 Billion
  - More than  $\frac{3}{4}$  of that is for Medicaid
3. State Higher Education Institutions \$764.5 Million
4. Department of Corrections is \$494.4 Million
5. Department of Health is \$83.3 Million
6. Department of Public Safety is \$98 Million

Which leaves 4% or \$202.1 Million for all other purposes.

## **Revenue Stabilization Act (RSA)**

### **Act 1011 (SB702) and Act 1099 (HB1949) Identical Acts.**

- This Act allocates General Revenue funding for Fiscal Year 2022.
- The Revenue Stabilization Law allocates the amount of General Revenue to be distributed to State Agencies and Higher Education Institution. The legislature enacts an amendment to the Revenue Stabilization Law every year to prioritize and set the maximum amount of General Revenue to be distributed.
- For Fiscal Year 2022 the General Revenue Allocations total \$5.85 billion dollars and prioritize distributions with four Category listed as "A", "B", "C" and "D".
- Category "A" must be fully funded before general revenues are distributed in Category "B", once Category B is fully funded then C is funded and then D.
- The FY2022 RSA has an overall increase of 2.87% or \$161.9 million over FY2021 which is mostly made up of a \$31.4 million increase in Education - Public School Fund for kindergarten through -12th grade funding, a \$60 million increase for Medicaid, a \$50.3 million increase for Higher Education Institutions and \$17.3 million for the Restricted Reserve Fund.

**Category "A" provides base level funding of \$5.66 billion dollars for State Departments, Institutions and local aid.**

**Category "B" for \$73.7 million and "C" for \$99.7 million are as follows:**

- Allocations in Category "B" to restore funding from the previous years (FY21) allocations that were not funded are:

*Public School Fund - Career and Technical Education Adult Education (\$500,000) and County Jail Reimbursement (\$968,297) .*

- Allocations in Category "C" to restore funding from the previous years (FY21) allocations that were not funded are:

*State Library Grants – Public School Fund (\$282,096), Department of Education (\$817,321), Division of Academic Facilities & Transportation (\$131,198), Educational Television (\$77,231), State Library Division (\$180,840), Agriculture Department (\$886,174), Higher Education Division (\$579,272), Division of Environmental Quality (\$198,271), County Aid Fund (\$1,071,430), and Municipal Aid (\$1,468,605)*

- Education - Public School Fund (PSF) – Allocation "B" of \$29.7 million is for part of the Adequacy recommendation. The recommended by the Education Committee for adequacy was \$99 million, and the remaining \$70 million is to be paid out of fund balances. The Education Department has over a \$565 million fund balance in the Public School Fund. This amount includes teacher equalization pay. Category "C" for \$1.6 million provides funding for the Computer Science Initiative. In addition, funding for Riverside VTS was moved into to the Education - PSF (\$2.3 million in "A" & \$118,000 in "C") per Act 493.

- *Department of Labor and Licensing - "B"* (\$161,477) is to restore allocations not funded in FY21 and "C" (\$448,523) is an increase for overall operations.

- *School for the Blind - "B"* (\$223,024) is for extra duty pay, additional therapist and contract staffing for substitutes and "C" (\$362,406) to restore allocations not funded in FY21.

- *School for the Deaf - "B"* (\$193,500) is for extra duty pay, additional therapist and contract staffing for substitutes and "C" (\$526,636) to restore allocations not funded in FY21.

|  |
|--|
| <ul style="list-style-type: none"> <li>• <i>Riverside VTS</i> – total amounts were moved to Education - Public School Fund per Act 493 (“A” \$2.3 million &amp; “C” is \$118,000).</li> </ul>  |
| <ul style="list-style-type: none"> <li>• <i>DHS Grants (Medicaid)</i> – \$60 million in “C” for Medicaid increases.</li> </ul>   |
| <ul style="list-style-type: none"> <li>• <i>Higher Education Grants</i> - "B" \$600,000 for Act 743 which increases the Governors Scholarship program and "C" for \$2,000,873 to restore allocations not funded in FY21.</li> </ul>  |
| <ul style="list-style-type: none"> <li>• <i>Economic Development Commission (AEDC)</i> - \$60,000 in “A” was reduced from base level funding and moved to the Miscellaneous Agencies for funding District &amp; County Fairs per Act 700 and "C" (\$749,874) is to restore allocations not funded in FY21.</li> </ul>  |
| <ul style="list-style-type: none"> <li>• <i>Division of Correction and Community Correction</i> - "C" in Correction Division (\$4,812,607) and Community Correction Division (\$1,892,427) are to restore allocations not funded in FY21 and other increases for \$1,532,362 are to support operations.</li> </ul>   |
| <ul style="list-style-type: none"> <li>• <i>Miscellaneous Agencies Fund</i> -"A" has an increases over base level of \$25,000 for the Baby Sharon program, \$60,000 moved from Economic Development Commission for Fair Funding per Act 700, \$710,820 moved from UAMS Child Abuse/Rape/Domestic Violence, and \$696,881 moved from UAMS Child Safety Center due to Act 975 for Children’s Advocacy Centers (CAC) funding. "B" includes \$250,000 for the Meat Inspection Program, \$37,412 moved from UAMS Child Abuse /Rape /Domestic Violence and \$36,678 moved from UAMS Child Safety Center due to Act 975 for CAC funding.</li> </ul> |
| <ul style="list-style-type: none"> <li>• <i>State Police</i> – amount in "B" is for increases in retirement cost for \$530,000 and \$204,600 for the Cold Case Squad. "C" (\$3,282,440) is to restore allocations not funded in FY21.</li> </ul>   |
| <ul style="list-style-type: none"> <li>• <i>Higher Education Institutions</i> – "B" is to restore allocations not funded in FY21 and “C” is for Productivity Funding.</li> </ul>   |
| <ul style="list-style-type: none"> <li>• <i>UAMS Child Abuse/Rape/Domestic Violence</i> – all of "A" which was \$710,820 and "B" which was \$37,412 was moved to the Miscellaneous Agencies Fund due to Act 975 for Children's Advocacy Centers of Arkansas funding.</li> </ul>  |
| <ul style="list-style-type: none"> <li>• <i>UAMS Child Safety Center</i> – all of "A" which was \$696,881 and "B" which was \$36,678 was moved to the Miscellaneous Agencies Fund due to Act 975 for Children's Advocacy Centers of Arkansas funding.</li> </ul>   |
| <p><b>Category “D” consist solely of \$17,158,003 for the Restricted Reserve Fund.</b></p>   |

| FUND ACCOUNTS                                | 2020-21 FY<br>Forecast<br>Distribution | FISCAL YEAR 2022 (ACT 1099 OF 2021) |                      |                      |             | TOTAL<br>ALLOCATION     |
|--|--|-------------------------------------|----------------------|----------------------|-------------|-------------------------|
|  |  | "A"                                 | "B"                  | "C"                  | "D"         |                         |
| <b>PUBLIC SCHOOL FUND</b>                    |  |                                     |                      |                      |             |                         |
| Div. of Elementary and Secondary Education   | \$ 2,187,669,810                       | \$ 2,190,021,666                    | \$ 29,745,792        | \$ 1,617,932         | \$ -        | \$ 2,221,385,390        |
| State Library                                | 5,359,823                              | 5,359,823                           | 0                    | 282,096              | 0           | \$ 5,641,919            |
| Career and Technical Education               | 22,730,476                             | 22,730,476                          | 0                    | 0                    | 0           | \$ 22,730,476           |
| Career and Technical Ed - Adult Education    | 7,637,976                              | 7,637,976                           | 500,000              | 0                    | 0           | \$ 8,137,976            |
| <b>TOTAL - PUBLIC SCHOOL FUND</b>            | <b>\$ 2,223,398,085</b>                | <b>\$ 2,225,749,941</b>             | <b>\$ 30,245,792</b> | <b>\$ 1,900,028</b>  | <b>\$ -</b> | <b>\$ 2,257,895,761</b> |
| <b>GENERAL EDUCATION FUND</b>                |  |                                     |                      |                      |             |                         |
| Div. of Elementary and Secondary Education   | \$ 15,529,092                          | \$ 16,331,868                       | \$ -                 | \$ 817,321           | \$ -        | \$ 17,149,189           |
| DESE-Succeed Scholarship                     |  |                                     | 3,300,000            | 0                    | 0           | \$ 3,300,000            |
| Educ. Facilities Partnership                 | 41,828,951                             | 41,828,951                          | 0                    | 0                    | 0           | \$ 41,828,951           |
| Div. of Academic Facilities & Transportation | 2,491,050                              | 2,527,107                           | 0                    | 131,198              | 0           | \$ 2,658,305            |
| Educational Television                       | 5,202,689                              | 5,382,727                           | 0                    | 77,231               | 0           | \$ 5,459,958            |
| School for the Blind                         | 6,885,722                              | 7,118,142                           | 223,024              | 362,406              | 0           | \$ 7,703,572            |
| School for the Deaf                          | 10,006,090                             | 10,350,845                          | 193,500              | 526,636              | 0           | \$ 11,070,981           |
| State Library                                | 3,435,963                              | 3,514,904                           | 0                    | 180,840              | 0           | \$ 3,695,744            |
| Div. of Career and Technical Education       | 9,500                                  | 9,500                               | 0                    | 0                    | 0           | \$ 9,500                |
| Rehabilitation Services                      | 11,354,786                             | 11,596,466                          | 0                    | 0                    | 0           | \$ 11,596,466           |
| <b>Subtotal - General Education</b>          | <b>\$ 96,743,843</b>                   | <b>\$ 98,660,510</b>                | <b>\$ 3,716,524</b>  | <b>\$ 2,095,632</b>  | <b>\$ -</b> | <b>\$ 104,472,666</b>   |
| <b>Technical Institutes:</b>                 |  |                                     |                      |                      |             |                         |
| Northwest TI                                 | \$ 2,999,927                           | \$ 3,059,189                        | \$ -                 | \$ -                 | \$ -        | \$ 3,059,189            |
| Riverside VTS                                | 2,240,714                              | 0                                   | 0                    | 0                    | 0           | \$ -                    |
| <b>Subtotal - Technical Inst.'s</b>          | <b>\$ 5,240,641</b>                    | <b>\$ 3,059,189</b>                 | <b>\$ -</b>          | <b>\$ -</b>          | <b>\$ -</b> | <b>\$ 3,059,189</b>     |
| <b>TOTAL GENERAL ED. FUND</b>                | <b>\$ 101,984,484</b>                  | <b>\$ 101,719,699</b>               | <b>\$ 3,716,524</b>  | <b>\$ 2,095,632</b>  | <b>\$ -</b> | <b>\$ 107,531,855</b>   |
| <b>HUMAN SERVICES FUND</b>                   |  |                                     |                      |                      |             |                         |
| DHS-Administration                           | \$ 22,601,484                          | \$ 23,733,915                       | \$ -                 | \$ -                 | \$ -        | \$ 23,733,915           |
| Children & Family Services                   | 118,956,010                            | 119,946,575                         | 0                    | 0                    | 0           | \$ 119,946,575          |
| Child Care/Early Childhood Ed.               | 2,009,177                              | 2,167,125                           | 0                    | 0                    | 0           | \$ 2,167,125            |
| Youth Services                               | 48,799,561                             | 48,897,465                          | 0                    | 0                    | 0           | \$ 48,897,465           |
| Devel. Disab. Services                       | 63,650,743                             | 65,234,278                          | 0                    | 0                    | 0           | \$ 65,234,278           |
| Medical Services                             | 2,220,986                              | 2,325,764                           | 0                    | 0                    | 0           | \$ 2,325,764            |
| DHS-Grants                                   | 1,313,215,466                          | 1,313,215,466                       | 0                    | 60,000,000           | 0           | \$ 1,373,215,466        |
| Behavioral Health Services                   | 93,993,600                             | 95,165,518                          | 0                    | 0                    | 0           | \$ 95,165,518           |
| Provider Services & Quality Assurance        | 5,118,262                              | 5,312,733                           | 0                    | 0                    | 0           | \$ 5,312,733            |
| County Operations                            | 45,797,548                             | 47,383,974                          | 0                    | 0                    | 0           | \$ 47,383,974           |
| <b>TOTAL HUMAN SERVICES FUND</b>             | <b>\$ 1,716,362,837</b>                | <b>\$ 1,723,382,813</b>             | <b>\$ -</b>          | <b>\$ 60,000,000</b> | <b>\$ -</b> | <b>\$ 1,783,382,813</b> |
| <b>STATE GENERAL GOVT FUND</b>               |  |                                     |                      |                      |             |                         |
| Div. of Ark. Heritage                        | \$ 7,141,636                           | \$ 7,324,050                        | \$ -                 | \$ -                 | \$ -        | \$ 7,324,050            |
| Dept. of Agriculture                         | 16,837,301                             | 17,391,324                          | 0                    | 886,174              | 0           | \$ 18,277,498           |
| Dept. of Labor and Licensing                 | 3,068,060                              | 3,127,575                           | 161,477              | 488,523              | 0           | \$ 3,777,575            |
| Div. of Higher Education                     | 11,006,173                             | 11,064,808                          | 0                    | 579,272              | 0           | \$ 11,644,080           |
| Higher Education Grants                      | 38,016,592                             | 38,018,752                          | 600,000              | 2,000,873            | 0           | \$ 40,619,625           |
| Economic Development Commission              | 14,076,611                             | 14,492,810                          | 0                    | 740,874              | 0           | \$ 15,233,684           |
| Div. of Correction                           | 360,991,738                            | 369,401,401                         | 0                    | 5,657,595            | 0           | \$ 375,058,996          |
| Div. of Community Correction                 | 91,439,530                             | 94,320,088                          | 0                    | 2,579,801            | 0           | \$ 96,899,889           |
| Dept. of the Military                        | 6,385,424                              | 7,064,903                           | 336,075              | 344,943              | 0           | \$ 7,745,921            |
| Parks & Tourism                              | 19,748,929                             | 20,614,754                          | 0                    | 0                    | 0           | \$ 20,614,754           |
| Div. of Environmental Quality                | 3,767,151                              | 3,847,006                           | 0                    | 198,271              | 0           | \$ 4,045,277            |
| Miscellaneous Agencies                       | 61,582,393                             | 69,718,689                          | 324,090              | 2,817,916            | 0           | \$ 72,860,695           |
| <b>TOTAL STATE GENERAL GOVT</b>              | <b>\$ 634,061,538</b>                  | <b>\$ 656,386,160</b>               | <b>\$ 1,421,642</b>  | <b>\$ 16,294,242</b> | <b>\$ -</b> | <b>\$ 674,102,044</b>   |
| <b>OTHER FUNDS</b>                           |  |                                     |                      |                      |             |                         |
| County Aid                                   | \$ 20,357,186                          | \$ 20,357,186                       | \$ -                 | \$ 1,071,430         | \$ -        | \$ 21,428,616           |
| County Jail Reimbursement                    | 18,397,647                             | 18,397,647                          | 968,297              | 0                    | 0           | \$ 19,365,944           |
| Crime Information System                     | 3,571,614                              | 2,541,309                           | 0                    | 0                    | 0           | \$ 2,541,309            |
| Child Support Enforcement                    | 12,334,851                             | 12,619,632                          | 0                    | 0                    | 0           | \$ 12,619,632           |
| Health Department                            | 78,751,022                             | 80,387,021                          | 0                    | 0                    | 0           | \$ 80,387,021           |
| Performance Fund                             | 0                                      | 0                                   | 0                    | 0                    | 0           | \$ -                    |
| Motor Vehicle Acquisition                    | 0                                      | 0                                   | 0                    | 0                    | 0           | \$ -                    |
| Municipal Aid                                | 27,903,494                             | 27,903,494                          | 0                    | 1,468,605            | 0           | \$ 29,372,099           |
| Div. of Arkansas State Police                | 62,366,357                             | 66,537,701                          | 734,600              | 3,282,440            | 0           | \$ 70,554,741           |
| Div. of Workforce Services-TANF              | 3,671,598                              | 3,682,210                           | 0                    | 0                    | 0           | \$ 3,682,210            |
| Div. of Workforce Services - Adult Education | 899,680                                | 918,273                             | 0                    | 0                    | 0           | \$ 918,273              |
| Services for the Blind                       | 1,867,855                              | 1,897,471                           | 0                    | 0                    | 0           | \$ 1,897,471            |
| Skills Development Fund                      | 3,580,309                              | 3,585,793                           | 0                    | 0                    | 0           | \$ 3,585,793            |
| <b>TOTAL OTHER FUNDS</b>                     | <b>\$ 233,701,613</b>                  | <b>\$ 238,827,737</b>               | <b>\$ 1,702,897</b>  | <b>\$ 5,822,475</b>  | <b>\$ -</b> | <b>\$ 246,353,109</b>   |

| FUND ACCOUNTS                              | 2020-21 FY<br>Forecast<br>Distribution | FISCAL YEAR 2022 (ACT 1099 OF 2021) |                      |                      |                      | TOTAL<br>ALLOCATION     |
|--|--|-------------------------------------|----------------------|----------------------|----------------------|-------------------------|
|  |  | "A"                                 | "B"                  | "C"                  | "D"                  |                         |
| <b>INST'S OF HIGHER EDUCATION</b>          |  |                                     |                      |                      |                      |                         |
| Arkansas State University                  | \$ 56,712,052                          | \$ 56,712,052                       | \$ 2,984,845         | \$ 1,478,740         | \$ -                 | \$ 61,175,637           |
| Arkansas Tech University                   | 31,718,000                             | 31,718,000                          | 1,669,368            | 1,217,975            | 0                    | \$ 34,605,343           |
| Henderson State University                 | 18,079,415                             | 18,079,415                          | 951,548              | 291,938              | 0                    | \$ 19,322,901           |
| Southern Arkansas University               | 16,320,222                             | 15,437,518                          | 858,959              | 845,135              | 0                    | \$ 17,141,612           |
| UA-Fayetteville                            | 116,687,604                            | 116,687,604                         | 6,141,453            | 3,575,475            | 0                    | \$ 126,404,532          |
| UA - System                                | 3,305,500                              | 3,305,500                           | 173,974              | 0                    | 0                    | \$ 3,479,474            |
| UA - Archeological Survey                  | 2,250,810                              | 2,250,810                           | 118,464              | 0                    | 0                    | \$ 2,369,274            |
| UA - Agriculture                           | 62,510,131                             | 62,510,131                          | 3,290,007            | 0                    | 0                    | \$ 65,800,138           |
| UA - Clinton School                        | 2,220,051                              | 2,220,051                           | 116,845              | 0                    | 0                    | \$ 2,336,896            |
| UA - Criminal Justice Institute            | 2,145,702                              | 2,145,702                           | 112,932              | 0                    | 0                    | \$ 2,258,634            |
| UA - Math, Science and Arts School         | 1,076,396                              | 1,076,396                           | 56,652               | 0                    | 0                    | \$ 1,133,048            |
| U of A - Ft. Smith                         | 19,329,841                             | 19,329,841                          | 1,017,360            | 539,834              | 0                    | \$ 20,887,035           |
| UA-Little Rock                             | 57,494,393                             | 57,494,393                          | 3,026,021            | 175,929              | 0                    | \$ 60,696,343           |
| UA-Medical Sciences                        | 83,612,237                             | 83,612,237                          | 4,400,644            | 0                    | 0                    | \$ 88,012,881           |
| UAMS - Child Abuse/Rape/Domestic Violence  | 710,820                                | 0                                   | 0                    | 0                    | 0                    | \$ -                    |
| UAMS - Pediatrics/Psychiatric Research     | 1,885,845                              | 1,885,845                           | 99,255               | 0                    | 0                    | \$ 1,985,100            |
| UAMS - Child Safety Center                 | 696,881                                | 0                                   | 0                    | 0                    | 0                    | \$ -                    |
| UAMS - Indigent Care                       | 5,166,423                              | 5,166,423                           | 271,917              | 0                    | 0                    | \$ 5,438,340            |
| UA-Monticello                              | 15,174,764                             | 15,174,764                          | 798,672              | 351,046              | 0                    | \$ 16,324,482           |
| UA-Pine Bluff                              | 24,901,490                             | 24,901,490                          | 1,310,605            | 328,458              | 0                    | \$ 26,540,553           |
| University of Central Arkansas             | 52,490,524                             | 52,490,524                          | 2,762,659            | 931,708              | 0                    | \$ 56,184,891           |
| <b>Sub-Total Four Year</b>                 | <b>\$ 574,489,101</b>                  | <b>\$ 572,198,696</b>               | <b>\$ 30,162,180</b> | <b>\$ 9,736,238</b>  | <b>\$ -</b>          | <b>\$ 612,097,114</b>   |
| Arkansas Northeastern College              | 8,263,505                              | 8,226,185                           | 434,921              | 218,400              | 0                    | \$ 8,879,506            |
| Arkansas State University - Beebe          | 11,163,297                             | 11,163,297                          | 361,752              | 0                    | 0                    | \$ 11,525,049           |
| Arkansas State Univ.-Mountain Home         | 3,499,574                              | 3,499,574                           | 110,513              | 0                    | 0                    | \$ 3,610,087            |
| Arkansas State University - Newport        | 6,458,124                              | 5,925,957                           | 339,901              | 494,517              | 0                    | \$ 6,760,375            |
| Cossatot CC of UA                          | 3,302,237                              | 3,302,237                           | 173,802              | 115,007              | 0                    | \$ 3,591,046            |
| East Arkansas Cmty. College                | 7,832,089                              | 7,832,089                           | 412,215              | 247,894              | 0                    | \$ 8,492,198            |
| Arkansas State University - Mid-South      | 3,840,264                              | 3,822,290                           | 202,119              | 72,838               | 0                    | \$ 4,097,247            |
| Arkansas State University - Mid-South - AD | 1,450,650                              | 1,450,650                           | 76,350               | 0                    | 0                    | \$ 1,527,000            |
| National Park College                      | 8,380,599                              | 8,380,599                           | 441,084              | 173,959              | 0                    | \$ 8,995,642            |
| North Arkansas College                     | 7,416,724                              | 7,416,724                           | 234,212              | 0                    | 0                    | \$ 7,650,936            |
| NorthWest Arkansas Cmty. College           | 11,564,140                             | 10,385,422                          | 608,639              | 963,176              | 0                    | \$ 11,957,237           |
| Phillips Cmty. College of the UA           | 8,539,259                              | 8,539,259                           | 449,435              | 291,872              | 0                    | \$ 9,280,566            |
| U of A - Cmty. College at Rich Mountain    | 3,383,343                              | 3,064,504                           | 178,071              | 240,188              | 0                    | \$ 3,482,763            |
| Southern Ark. University - Tech            | 5,292,367                              | 5,292,367                           | 278,546              | 215,807              | 0                    | \$ 5,786,720            |
| SAU - Tech - Environmental Control Center  | 356,284                                | 356,284                             | 18,752               | 0                    | 0                    | \$ 375,036              |
| SAU - Tech - Fire Training Academy         | 1,596,896                              | 1,596,896                           | 84,047               | 0                    | 0                    | \$ 1,680,943            |
| South Arkansas Cmty. College               | 5,731,301                              | 5,731,301                           | 301,647              | 35,101               | 0                    | \$ 6,068,049            |
| U of A - Cmty. College at Batesville       | 3,923,626                              | 3,923,626                           | 206,507              | 62,142               | 0                    | \$ 4,192,275            |
| U of A - Cmty. College at Hope-Texarkana   | 4,739,641                              | 4,445,127                           | 249,455              | 322,912              | 0                    | \$ 5,017,494            |
| U of A - Cmty. College at Morrilton        | 5,099,641                              | 4,815,231                           | 268,402              | 264,946              | 0                    | \$ 5,348,579            |
| <b>Sub-Total Two Year</b>                  | <b>\$ 111,833,561</b>                  | <b>\$ 109,169,619</b>               | <b>\$ 5,430,370</b>  | <b>\$ 3,718,759</b>  | <b>\$ -</b>          | <b>\$ 118,318,748</b>   |
| <b>Technical Colleges:</b>                 |  |                                     |                      |                      |                      |                         |
| Black River                                | \$ 5,663,516                           | \$ 5,663,516                        | \$ 178,848           | \$ -                 | \$ -                 | \$ 5,842,364            |
| Arkansas State University Three Rivers     | 3,297,333                              | 3,297,333                           | 110,185              | 0                    | 0                    | \$ 3,407,518            |
| Ozarka College                             | 2,896,343                              | 2,896,343                           | 152,439              | 208,835              | 0                    | \$ 3,257,617            |
| U of A - Pulaski Tech                      | 14,023,209                             | 14,023,209                          | 442,839              | 0                    | 0                    | \$ 14,466,048           |
| Southeast Arkansas College                 | 5,221,887                              | 5,221,887                           | 164,902              | 0                    | 0                    | \$ 5,386,789            |
| <b>Sub-Total Technical Colleges</b>        | <b>\$ 31,102,288</b>                   | <b>\$ 31,102,288</b>                | <b>\$ 1,049,213</b>  | <b>\$ 208,835</b>    | <b>\$ -</b>          | <b>\$ 32,360,336</b>    |
| <b>TOTAL INST'S OF HIGHER ED.</b>          | <b>\$ 717,424,950</b>                  | <b>\$ 712,470,603</b>               | <b>\$ 36,641,763</b> | <b>\$ 13,663,832</b> | <b>\$ -</b>          | <b>\$ 762,776,198</b>   |
| <b>Rainy Day Funds</b>                     | <b>\$ -</b>                            | <b>\$ -</b>                         | <b>\$ -</b>          | <b>\$ -</b>          | <b>\$ -</b>          | <b>\$ -</b>             |
| <b>Medicaid Trust Fund</b>                 | <b>\$ -</b>                            | <b>\$ -</b>                         | <b>\$ -</b>          | <b>\$ -</b>          | <b>\$ -</b>          | <b>\$ -</b>             |
| <b>Restricted Reserve</b>                  | <b>\$ 60,368,593</b>                   | <b>\$ -</b>                         | <b>\$ -</b>          | <b>\$ -</b>          | <b>\$ 17,158,003</b> | <b>\$ 17,158,003</b>    |
| <b>GRAND TOTAL RSA DISTRIBUTIONS</b>       | <b>\$ 5,687,302,100</b>                | <b>\$ 5,658,536,953</b>             | <b>\$ 73,728,618</b> | <b>\$ 99,776,209</b> | <b>\$ 17,158,003</b> | <b>\$ 5,849,199,783</b> |



| Miscellaneous Agencies Fund<br>General Revenue Distributed to Departments/Divisions<br>through the Miscellaneous Agencies Fund Allocation in<br>Revenue Stabilization. | FY2019                 | FY2020                 | FY2021                           | Fiscal Year 2022 Allocations |                  |                    |            |                     |
|--|------------------------|------------------------|----------------------------------|------------------------------|------------------|--------------------|------------|---------------------|
|  | Actual<br>Distribution | Actual<br>Distribution | Funded April 2,<br>2020 Forecast | "A"                          | "B"              | "C"                | "D"        | TOTAL<br>ALLOCATION |
| <b>Available Under RSA</b>   | <b>\$58,760,822</b>    | <b>\$60,427,817</b>    | <b>\$61,582,393</b>              | <b>\$69,718,689</b>          | <b>\$324,090</b> | <b>\$2,817,916</b> | <b>\$0</b> | <b>\$72,860,695</b> |
| <b>LESS: DFA State's Contribution Obligations</b>  | <b>\$1,472,313</b>     | <b>1,522,313</b>       | <b>1,491,595</b>                 | <b>1,491,595</b>             | <b>0</b>         | <b>20,000</b>      | <b>0</b>   | <b>1,511,595</b>    |
| <b>Available Funding After Obligations</b>   | <b>\$57,288,509</b>    | <b>58,905,504</b>      | <b>60,136,194</b>                | <b>\$68,227,094</b>          | <b>\$324,090</b> | <b>\$2,797,916</b> | <b>\$0</b> | <b>\$71,349,100</b> |
| Dept. of Agriculture - Fair Related Expenses   | 0                      | 0                      | 0                                | 752,809                      | 0                | 36463              | 0          | 789,272             |
| Dept. of Agriculture - L & P - Show Premiums   | 729,272                | 729,272                | 692,809                          | 0                            | 0                | 0                  | 0          | 0                   |
| Dept. of Agriculture - Natural Resources Commission  | 6,440,948              | 6,443,409              | 6,122,232                        | 6,196,402                    | 0                | 322,223            | 0          | 6,518,625           |
| Dept. of Agriculture - State Meat Inspection Program   | 0                      | 0                      | 0                                | 0                            | 250,000          | 0                  | 0          | 250,000             |
| Dept. of Commerce - Waterways Commission   | 246,508                | 258,508                | 245,582                          | 254,535                      | 0                | 0                  | 0          | 254,535             |
| Dept. of Commerce - AEDC - DST Research Grants   | 1,543,678              | 0                      | 0                                | 0                            | 0                | 0                  | 0          | 0                   |
| Dept. of Commerce - AEDC - Rural Services Division   | 919,120                | 0                      | 0                                | 0                            | 0                | 0                  | 0          | 0                   |
| Dept. of Commerce - AEDC - Science & Technology Authority  | 1,254,184              | 0                      | 0                                | 0                            | 0                | 0                  | 0          | 0                   |
| Dept. of Commerce - Wine Prod Council  | 0                      | 0                      | 4,750                            | 4,750                        | 0                | 0                  | 0          | 4,750               |
| Dept. of Corrections   | 0                      | 0                      | 195,357                          | 201,260                      | 0                | 0                  | 0          | 201,260             |
| Dept. of Corrections - Parole Board  | 2,292,692              | 2,372,692              | 2,256,396                        | 2,294,327                    | 0                | 118,758            | 0          | 2,413,085           |
| Dept. of Corrections - Sentencing Commission   | 451,935                | 412,375                | 391,757                          | 395,744                      | 0                | 20,619             | 0          | 416,363             |
| Dept. of Education - Martin Luther King, Jr. Commission  | 233,167                | 264,442                | 264,959                          | 278,794                      | 0                | 18,700             | 0          | 297,494             |
| Dept. of Energy and Environment - Geological Survey  | 2,007,348              | 2,028,038              | 1,927,455                        | 2,004,587                    | 0                | 101,445            | 0          | 2,106,032           |
| Dept. of Energy and Environment - PC&E - Comm. Exps  | 3,936                  | 0                      | 0                                | 0                            | 0                | 0                  | 0          | 0                   |
| Dept. of Health - Health Services Agency   | 322,493                | 397,493                | 377,619                          | 392,581                      | 0                | 19,875             | 0          | 412,456             |
| Dept. of Health - Minority Health Commission   | 198,333                | 219,101                | 208,146                          | 226,628                      | 0                | 10,955             | 0          | 237,583             |
| Dept. of Health - Spinal Cord Commission   | 2,237,474              | 2,237,850              | 2,126,791                        | 2,187,868                    | 0                | 111,936            | 0          | 2,299,804           |
| Dept. of Inspector General - Office of Medicaid Inspector General  | 1,183,391              | 1,194,475              | 1,135,220                        | 1,180,616                    | 0                | 0                  | 0          | 1,180,616           |
| Dept. of Inspector General - Fair Housing Commission   | 271,565                | 271,565                | 257,986                          | 261,312                      | 0                | 0                  | 0          | 261,312             |
| Dept. of Military - Nat'l Guard Museum   | 81,558                 | 81,558                 | 77,480                           | 79,141                       | 0                | 60,311             | 0          | 139,452             |
| Dept. of Parks, Heritage, & Tourism - Capitol Zoning Commission  | 237,002                | 252,357                | 239,739                          | 254,672                      | 0                | 0                  | 0          | 254,672             |
| Dept. of Parks, Heritage, & Tourism - War Memorial Stadium Comm.   | 447,647                | 447,647                | 425,264                          | 425,264                      | 0                | 0                  | 0          | 425,264             |
| Dept. of Public Safety - Crime Laboratory  | 8,764,099              | 9,275,192              | 9,677,321                        | 11,147,532                   | 0                | 509,333            | 0          | 11,656,865          |
| Dept. of Public Safety - Emergency Management  | 1,883,196              | 1,914,924              | 8,810,723                        | 8,910,688                    | 0                | 491,219            | 0          | 9,401,907           |
| Dept. of Public Safety - Fire Prevention   | 0                      | 0                      | 28,500                           | 28,500                       | 0                | 1,500              | 0          | 30,000              |
| Dept. of Public Safety - Law Enf. Standards & Trng.  | 3,300,944              | 3,627,029              | 3,446,145                        | 3,565,959                    | 0                | 181,376            | 0          | 3,747,335           |
| Dept. of Public Safety - LESO  | 0                      | 0                      | 79,673                           | 75,984                       | 0                | 0                  | 0          | 75,984              |
| Dept. of Veterans' Affairs   | 2,316,647              | 2,318,985              | 2,203,848                        | 2,291,626                    | 0                | 621,134            | 0          | 2,912,760           |
| Dept. of Veterans' Affairs - Disabled Veterans Service Office  | 33,720                 | 39,277                 | 37,313                           | 38,709                       | 0                | 0                  | 0          | 38,709              |
| Dept. of Veterans' Affairs - Veterans Child Welfare Serv. Off.   | 158,883                | 154,747                | 147,009                          | 151,799                      | 0                | 0                  | 0          | 151,799             |
| DFA - Alcohol Beverage & Tobacco Control   | 0                      | 0                      | 0                                | 2,693,036                    | 0                | 0                  | 0          | 2,693,036           |
| DFA - Alcohol Beverage Control   | 2,413,463              | 2,984,416              | 2,810,228                        | 822,982                      | 0                | 0                  | 0          | 822,982             |
| DFA - Assessment Coordination  | 534,449                | 536,172                | 512,285                          | 529,220                      | 0                | 0                  | 0          | 529,220             |
| DFA - Child Advocacy Centers   | 0                      | 0                      | 0                                | 1,057,701                    | 74,090           | 0                  | 0          | 1,131,791           |
| DFA - Child Welfare Restructuring  | 273,485                | 273,485                | 259,810                          | 259,810                      | 0                | 0                  | 0          | 259,810             |
| DFA - Children's Hospital  | 3,497,594              | 3,497,594              | 3,322,715                        | 3,322,715                    | 0                | 0                  | 0          | 3,322,715           |
| DFA - Dept Justice Non-Victim Assistance   | 1,000,000              | 1,000,000              | 950,000                          | 950,000                      | 0                | 0                  | 0          | 950,000             |
| DFA - Developmental Disabilities Council   | 36,447                 | 36,447                 | 34,624                           | 34,984                       | 0                | 0                  | 0          | 34,984              |
| DFA - Racing Commission  | 1,507,635              | 1,843,071              | 1,751,968                        | 1,793,553                    | 0                | 0                  | 0          | 1,793,553           |
| DFA - Tobacco Control Board  | 804,770                | 678,889                | 645,062                          | 0                            | 0                | 0                  | 0          | 0                   |
| DFA - UAMS-Child Abuse/Violence  | 63,554                 | 63,554                 | 60,377                           | 60,377                       | 0                | 0                  | 0          | 60,377              |
| DFA - Various Grants & Expenses  | 1,304,045              | 1,254,045              | 1,038,406                        | 1,063,406                    | 0                | 0                  | 0          | 1,063,406           |
| DFA - Victims of Crime Justice Assistance  | 359,196                | 359,196                | 341,237                          | 341,237                      | 0                | 0                  | 0          | 341,237             |
| DTSS - Building Authority Division   | 2,123,838              | 2,115,187              | 2,010,550                        | 2,069,080                    | 0                | 105,818            | 0          | 2,174,898           |
| DTSS - Office of Geographic Information  | 1,147,869              | 1,272,869              | 1,209,225                        | 1,282,979                    | 0                | 0                  | 0          | 1,282,979           |
| Election Commissioners, State Board  | 602,859                | 4,709,404              | 590,070                          | 4,766,850                    | 0                | 0                  | 0          | 4,766,850           |
| Ethics Commission  | 705,745                | 973,345                | 924,794                          | 956,370                      | 0                | 0                  | 0          | 956,370             |
| Judicial Discipline & Disability Commission  | 678,392                | 691,467                | 657,711                          | 679,049                      | 0                | 0                  | 0          | 679,049             |
| Transportation Department  | 350,393                | 350,393                | 332,874                          | 332,874                      | 0                | 0                  | 0          | 332,874             |
| UAMS - AR Center for Health Improvement  | 500,000                | 500,000                | 475,000                          | 475,000                      | 0                | 25,000             | 0          | 500,000             |
| UAMS - Child Abuse/Rape/Domestic Violence  | 0                      | 0                      | 0                                | 350,000                      | 0                | 0                  | 0          | 350,000             |
| UAMS - Various Programs  | 825,035                | 825,035                | 783,784                          | 783,784                      | 0                | 41,251             | 0          | 825,035             |
| Unallocated  | 0                      | 0                      | 0                                | 0                            | 0                | 0                  | 0          | 0                   |
| <b>TOTAL FUNDING DEPARTMENTS &amp; AGENCIES</b>  | <b>\$56,288,509</b>    | <b>\$58,905,504</b>    | <b>\$60,090,798</b>              | <b>\$68,227,094</b>          | <b>\$324,090</b> | <b>\$2,797,916</b> | <b>\$0</b> | <b>\$71,349,100</b> |
| <b>GRAND TOTAL FUNDED</b>  | <b>\$ 57,760,822</b>   | <b>\$60,427,817</b>    | <b>\$61,582,393</b>              | <b>\$69,718,689</b>          | <b>\$324,090</b> | <b>\$2,817,916</b> | <b>\$0</b> | <b>\$72,860,695</b> |

# Estimated Available & Distributions of One-time or Surplus Funds

Act 1058 of 2021 (SB375) for the 2021-23 Biennium

## Available Surplus:

|  |  |
|--|--|
| Current Rainy Day - Set Aside for Quick Action Closing   | \$30,000,000 <sup>1</sup>                            |
| Current Rainy Day - Set Aside for Discretionary Releases.  | \$8,574,997 <sup>2</sup>                             |
| Current Rain Day - Set Aside for Dept. of Correction Lease Payments  | \$2,639,432  |
| Beginning Surplus (Previous Years Receipts over Obligations)   | \$241,380,902  |
| Restrict Reserve Fund Balance (Current Balance \$14.9M + RSA pending Deposits \$23.3M)   | \$65,207,148   |
| <b>LESS: Restricted Reserve Funds to be distributed to Department of Transportation per ACA \$19-5-202(b)(2)(B)(iii) to the State Highway and Transportation Department Fund</b> | <b>(\$35,000,000)</b>                                |
| Estimated FY21 Surplus and Recouped General Revenue  | See FY21 Estimates at <sup>3</sup><br>bottom of Page |
| <b>Total Current Surplus Funds</b>   | <b><u><u>\$312,802,479</u></u></b>                   |

## Distribution of Surplus:

|   |                                   |
|---|-----------------------------------|
| <b>Rainy Day Fund</b>   | \$10,000,000                      |
| PLUS: Carry Forward of unexpended Rainy Day Discretionary Funds | \$8,574,997 <sup>2</sup>          |
| <b>Total Rainy Day Fund</b>                                     | <b><u><u>\$18,574,997</u></u></b> |

*Rainy Day Fund to expire on 12-31-22 & any remaining balances are transferred to Long Term Reserve*

|   |                           |
|---|---------------------------|
| Quick Action Closing Fund Set-Aside. <i>(Carry Forward of unexpended balance from previous biennium. This Set-Aside requires reporting only for any distribution)</i> | \$30,000,000 <sup>1</sup> |
|---|---------------------------|

## **Restricted Reserve Fund**

Item A Requires a majority Approval Vote by ALC prior to release of funds

|  |              |
|--|--------------|
| A. General Discretionary Majority Vote Set-Aside | \$15,000,000 |
|--|--------------|

Items B & C Requiring 3/5 Approval Vote by ALC prior to release of funds

|                                    |               |
|------------------------------------|---------------|
| B. Executive/Legislative Set-Aside | \$133,500,000 |
| C. State Police Vehicles Set-Aside | \$3,000,000   |

Items D & E Do Not Require any General Assembly Vote - Releases are Reported

|  |              |
|--|--------------|
| D. Economic Stimulus Programs Set-Aside    | \$5,800,000  |
| E. Department of Correction Lease Payments | \$14,105,000 |

**Total Restricted Reserve Fund Set-Asides** **\$171,405,000**

*Any remaining balances at end of the 21-23 Biennium transferred to Long Term Reserve Fund*

## **Long Term Reserve Fund**

|  |                            |
|--|----------------------------|
| Remaining Current Surplus Balance (without FY21 Surplus)   | \$92,822,482               |
| Current Long Term Reserve Balance  | \$209,985,461              |
| FY21 Surplus - Estimated Collections above Forecast is \$550 million - Less \$101M not available to be recouped. | \$448,380,456 <sup>3</sup> |
| FY21 Estimated unobligated GR that can be recouped   | \$10,000,000 <sup>3</sup>  |

**Less: FY21 25% Transfer to Highway and Transportation Department Fund** **(\$50,000,000)<sup>3</sup>**

**10 Long Term Reserve Fund Estimated Total** **\$711,188,399**



**93rd General Assembly - Income by Source and Distribution of Surplus and Unobligated Funds**  
**For the 2021-2023 Biennium**  
**Act 1058 of 2021 (SB375) - As of July 1, 2021**

**INCOME - Source of Unobligated Funds:**

|   | Amount                |
|---|-----------------------|
| Beginning Surplus (Unobligated General Revenue Allotment Reserve Fund Balance)  | \$241,380,902         |
| FY21 Remaining Rainy Day Set-Aside for Quick Action Closing   | \$30,000,000          |
| FY21 Remaining Rainy Day Set-Aside for Discretionary Releases   | \$8,574,997           |
| FY21 Remaining Rainy Day Set-Aside for Dept. of Correction Lease Payments   | \$2,639,432           |
| Estimated FY21 Surplus and Recouped General Revenue   | \$458,380,456         |
| <b>LESS DISTRIBUTION: FY21 25% Transfer to Highway and Transportation Department Fund per ACA § 19-5-406 (1)(B)</b>   | <b>(\$50,000,000)</b> |
| Restricted Reserve Fund Balance   | \$65,207,148          |
| <b>LESS DISTRIBUTION: Restricted Reserve Funds to be distributed to Department of Transportation per ACA § 19-5-202(b)(2)(B)(iii) to the State Highway and Transportation Department Fund</b> | <b>(\$35,000,000)</b> |
| <b>Total Surplus Funds and Transfers In</b>   | <b>\$721,182,935</b>  |

**DISTRIBUTIONS - Act 1058 of 2021:**

| <b>Rainy Day Fund*</b>   | Allocated    | Distributed | Balance             |
|--|--------------|-------------|---------------------|
| \$10 million plus unexpended FY21 Rainy Day Fund - Discretionary Set-Aside | \$18,574,997 | \$0         | <b>\$18,574,997</b> |

\* Fund expires on 12-31-22 & any remaining balances transferred to Long Term Reserve

| <b>Restricted Reserve Fund Set-Asides ^</b>   | Allocated            | Distributed | Balance              |
|---|----------------------|-------------|----------------------|
| <b>A. General Discretionary Set-Aside</b> (requires majority approval by ALC for fund release)  | \$15,000,000         | \$0         | <b>\$15,000,000</b>  |
| <b>B. Executive/Legislative Set-Aside</b> (requires 3/5 approval by ALC for fund release)   | \$133,500,000        | \$0         | <b>\$133,500,000</b> |
| <b>C. State Police Vehicles Set-Aside</b> (requires 3/5 approval by ALC for fund release)   | \$3,000,000          | \$0         | <b>\$3,000,000</b>   |
| <b>D. Quick Action Closing Fund Set-Aside</b> (FY21 Unexpended Rainy Day Set-Aside for Quick Action Closing fund, requires reporting only for distribution) | \$30,000,000         | \$0         | <b>\$30,000,000</b>  |
| <b>E. Economic Stimulus Programs Set-Aside</b> (requires reporting only for distribution)   | \$5,800,000          | \$0         | <b>\$5,800,000</b>   |
| <b>F. Department of Correction Lease Payments</b> (requires reporting only for distribution)  | \$14,105,000         | \$0         | <b>\$14,105,000</b>  |
| <b>Total of All Restricted Reserve Fund Set-Asides</b>  | <b>\$201,405,000</b> | <b>\$0</b>  | <b>\$201,405,000</b> |

^ Any remaining balances at end of the 2021-2023 Biennium transferred to Long Term Reserve Fund

| <b>Long Term Reserve Fund</b>               | Balance              |
|---|----------------------|
| FY21 Long Term Reserve Fund Balance         | \$209,985,461        |
| 2021-23 Biennium Transfers In               | \$501,202,938        |
| <b>Total Long Term Reserve Fund Balance</b> | <b>\$711,188,399</b> |

| Act | Bill | Appropriation Purpose | Amount Authorized | Rainy Day Fund Release | Restrict Reserve Fund Release | Restricted Reserve Set-Aside Account Name (See Pg1) |
|-----|------|-----------------------|-------------------|------------------------|-------------------------------|---|
|-----|------|-----------------------|-------------------|------------------------|-------------------------------|---|

**Agriculture Department**

|     |       |  |              |     |     |  |
|-----|-------|--|--------------|-----|-----|--|
| 853 | SB368 | for construction, renovations, repairs and equipping of new office space, laboratories, and support facilities for the Department of Agriculture   | \$6,000,000  |     |     |  |
| 853 | SB368 | for IT software  | \$300,000    |     |     |  |
| 853 | SB368 | for various maintenance, renovation, equipping, professional services contracts for air tankers, construction, acquisition, improvements, upgrade, and repair of real property and facilities for the Arkansas Forestry Commission | \$1,000,000  |     |     |  |
| 853 | SB368 | for grants for various maintenance, renovation, equipping, construction, acquisition, improvements, upgrade, and repair of real property and facilities relating to County and District Fairs of the Department of Agriculture     | \$1,046,000  |     |     |  |
| 853 | SB368 | for purchase and replacement of aging and outdated laboratory equipment for the Agriculture Department Laboratory  | \$450,000    |     |     |  |
| 853 | SB368 | for grants or low interest loans to pay for debts associated with the Arkansas Boll Weevil Suppression Eradication   | \$13,800,000 |     |     |  |
| 853 | SB368 | for renovations and replacement furnishings for the Department of Agriculture  | \$350,000    |     |     |  |
| 892 | SB398 | for grants to county and district fairs for various maintenance, personal services, operating expenses, renovation, equipment, construction, improvement, upgrade and repair of real property and facilities                       | \$2,250,000  |     |     |  |
|     |       |  | \$25,196,000 | \$0 | \$0 |  |

**Agriculture - Natural Resources Commission**

|     |        |   |             |  |  |  |
|-----|--------|---|-------------|--|--|--|
| 861 | HB1538 | for expenses associated with a Navigational Feasibility Study for the Red River | \$1,000,000 |  |  |  |
|-----|--------|---|-------------|--|--|--|

**Arkansas Northeastern College**

|     |        |  |             |     |     |  |
|-----|--------|--|-------------|-----|-----|--|
| 865 | HB1534 | for costs of construction of a Center for Science and Technology | \$3,000,000 |     |     |  |
| 865 | HB1534 | for critical maintenance   | \$310,000   |     |     |  |
| 865 | HB1534 | for deferred maintenance   | \$410,000   |     |     |  |
| 865 | HB1534 | for repair or replacement of equipment and library holdings      | \$113,165   |     |     |  |
|     |        |  | \$3,833,165 | \$0 | \$0 |  |

**Arkansas State University - Beebe**

|     |        |  |             |     |     |  |
|-----|--------|--|-------------|-----|-----|--|
| 865 | HB1534 | for expansion of information technology infrastructure to support distance education | \$52,000    |     |     |  |
| 865 | HB1534 | for renovation of State Hall   | \$1,500,000 |     |     |  |
| 865 | HB1534 | for renovation of the Owen Center  | \$1,480,000 |     |     |  |
| 865 | HB1534 | for critical maintenance   | \$130,000   |     |     |  |
| 865 | HB1534 | for deferred maintenance   | \$1,110,000 |     |     |  |
| 865 | HB1534 | for repair or replacement of equipment and library holdings                          | \$346,925   |     |     |  |
|     |        |  | \$4,618,925 | \$0 | \$0 |  |

**Arkansas State University - Jonesboro**

|     |       |   |              |     |     |  |
|-----|-------|---|--------------|-----|-----|--|
| 847 | SB362 | for construction, renovation, maintenance, equipment, personal services and operating expenses of the various institutions and entities of the Arkansas State University System | \$15,000,000 |     |     |  |
| 847 | SB362 | for costs of construction of a College of Engineering building  | \$4,364,480  |     |     |  |
| 847 | SB362 | for College of Education and Communications restrooms renovation  | \$908,500    |     |     |  |
| 847 | SB362 | for Library HVAC system renovation and modernization  | \$3,227,020  |     |     |  |
| 847 | SB362 | for critical maintenance  | \$710,000    |     |     |  |
| 847 | SB362 | for deferred maintenance  | \$2,870,000  |     |     |  |
| 847 | SB362 | for the purchase, replacement, and renewal of equipment and library holdings  | \$2,989,855  |     |     |  |
| 847 | SB362 | for costs of implementing the ASU System Enterprise Resource Program  | \$1,250,000  |     |     |  |
|     |       |   | \$31,319,855 | \$0 | \$0 |  |

**Arkansas State University - Mid-South**

|     |        |   |             |     |     |  |
|-----|--------|---|-------------|-----|-----|--|
| 865 | HB1534 | for upgrades to classroom technology                        | \$825,000   |     |     |  |
| 865 | HB1534 | for upgrades to student laptops                             | \$250,000   |     |     |  |
| 865 | HB1534 | for upgrades to faculty hardware technology                 | \$125,000   |     |     |  |
| 865 | HB1534 | for upgrades to campus security system                      | \$150,000   |     |     |  |
| 865 | HB1534 | for upgrades to technology infrastructure                   | \$150,000   |     |     |  |
| 865 | HB1534 | for critical maintenance                                    | \$180,000   |     |     |  |
| 865 | HB1534 | for deferred maintenance                                    | \$500,000   |     |     |  |
| 865 | HB1534 | for repair or replacement of equipment and library holdings | \$101,530   |     |     |  |
|     |        |   | \$2,281,530 | \$0 | \$0 |  |

**Arkansas State University - Mountain Home**

|     |        |  |             |     |     |  |
|-----|--------|--|-------------|-----|-----|--|
| 865 | HB1534 | for upgrades to ERP software   | \$800,000   |     |     |  |
| 865 | HB1534 | for upgrades and replacement of IT infrastructure technology             | \$850,000   |     |     |  |
| 865 | HB1534 | for costs of renovation and purchase of an Occupational Technical Center | \$1,350,000 |     |     |  |
| 865 | HB1534 | for critical maintenance   | \$150,000   |     |     |  |
| 865 | HB1534 | for deferred maintenance   | \$270,000   |     |     |  |
| 865 | HB1534 | for repair or replacement of equipment and library holdings              | \$137,195   |     |     |  |
|     |        |  | \$3,557,195 | \$0 | \$0 |  |

**Arkansas State University - Newport**

|     |        |   |             |  |  |  |
|-----|--------|---|-------------|--|--|--|
| 865 | HB1534 | for costs of renovation and construction of Nursing and Allied Health Building - Newport Campus | \$1,050,000 |  |  |  |
| 865 | HB1534 | for renovation and remodel of the Main Building on the Jonesboro Campus                         | \$1,950,000 |  |  |  |

| Act | Bill   | Appropriation Purpose                                       | Amount Authorized | Rainy Day Fund Release | Restrict Reserve Fund Release | Restricted Reserve Set-Aside Account Name (See Pg1) |
|-----|--------|---|-------------------|------------------------|-------------------------------|---|
| 865 | HB1534 | for critical maintenance                                    | \$50,000          |                        |                               |   |
| 865 | HB1534 | for deferred maintenance                                    | \$370,000         |                        |                               |   |
| 865 | HB1534 | for repair or replacement of equipment and library holdings | \$264,815         |                        |                               |   |
|     |        |   | \$3,684,815       | \$0                    | \$0                           |   |

**Arkansas State University Three Rivers**

|     |        |   |             |     |     |  |
|-----|--------|---|-------------|-----|-----|--|
| 865 | HB1534 | for costs of construction of a Health/Science Technology Building | \$2,504,550 |     |     |  |
| 865 | HB1534 | for phone system upgrade and replacement                          | \$99,450    |     |     |  |
| 865 | HB1534 | for backup generator for Data Center                              | \$45,000    |     |     |  |
| 865 | HB1534 | for replacement of the Walkway Roof                               | \$162,000   |     |     |  |
| 865 | HB1534 | for upgrades to the Data Center hardware                          | \$94,500    |     |     |  |
| 865 | HB1534 | for classroom computer replacement                                | \$67,500    |     |     |  |
| 865 | HB1534 | for new classroom building doors and windows                      | \$27,000    |     |     |  |
| 865 | HB1534 | for deferred maintenance  | \$220,000   |     |     |  |
| 865 | HB1534 | for repair or replacement of equipment and library holdings       | \$90,540    |     |     |  |
|     |        |   | \$3,310,540 | \$0 | \$0 |  |

**Arkansas Tech University**

|     |       |  |              |     |     |  |
|-----|-------|--|--------------|-----|-----|--|
| 847 | SB362 | for McEver Science Building, Dean Hall, & Tucker Coliseum renovation         | \$4,765,200  |     |     |  |
| 847 | SB362 | for costs of construction of O Street closure and Campus Entrance            | \$2,330,000  |     |     |  |
| 847 | SB362 | for renovation for Brown building academic utilization                       | \$1,180,438  |     |     |  |
| 847 | SB362 | for technology infrastructure upgrades and improvements                      | \$224,362    |     |     |  |
| 847 | SB362 | for critical maintenance   | \$1,210,000  |     |     |  |
| 847 | SB362 | for deferred maintenance   | \$3,780,000  |     |     |  |
| 847 | SB362 | for the purchase, replacement, and renewal of equipment and library holdings | \$1,314,122  |     |     |  |
| 847 | SB362 | for reroofing the Allied Health Building on the Ozark Campus                 | \$142,212    |     |     |  |
| 847 | SB362 | for costs of construction of a Technology Trade Center on the Ozark Campus   | \$1,357,788  |     |     |  |
| 847 | SB362 | for critical maintenance for the Ozark Campus                                | \$20,000     |     |     |  |
| 847 | SB362 | for deferred maintenance for the Ozark Campus                                | \$210,000    |     |     |  |
|     |       |  | \$16,534,122 | \$0 | \$0 |  |

**Black River Technical College**

|     |        |  |             |     |     |  |
|-----|--------|--|-------------|-----|-----|--|
| 865 | HB1534 | for improvements to the Health Science Complex   | \$405,000   |     |     |  |
| 865 | HB1534 | for the renovation of the "A" and "B" Buildings  | \$157,500   |     |     |  |
| 865 | HB1534 | for AC/Library equipment replacement   | \$54,000    |     |     |  |
| 865 | HB1534 | for costs of construction of a storage building for grounds maintenance tractors and equipment | \$90,000    |     |     |  |
| 865 | HB1534 | for costs of construction of a Secondary Center in Paragould                                   | \$2,293,500 |     |     |  |
| 865 | HB1534 | for critical maintenance   | \$20,000    |     |     |  |
| 865 | HB1534 | for deferred maintenance   | \$420,000   |     |     |  |
| 865 | HB1534 | for repair or replacement of equipment and library holdings                                    | \$173,470   |     |     |  |
|     |        |  | \$3,613,470 | \$0 | \$0 |  |

**Building Authority - Department of Transformation and Shared Services**

|     |       |  |               |     |     |  |
|-----|-------|--|---------------|-----|-----|--|
| 855 | SB370 | for various maintenance, renovation, equipping, construction, acquisition, improvement, upgrade and repair for all state-owned real property and facilities  | \$139,614,587 |     |     |  |
| 855 | SB370 | major maintenance, renovation, repair or construction work to provide contingency appropriation for capital projects,  | \$50,000,000  |     |     |  |
| 855 | SB370 | for information technology enhancement, innovation, operation, equipping, consolidation, incentive, construction, repair, expansion, major maintenance, improvement, replacement, and/or upgrade to the state's existing technology, as well as the development and implementation of new projects | \$50,000,000  |     |     |  |
|     |       |  | \$239,614,587 | \$0 | \$0 |  |

**Corrections - Division of Correction**

|     |        |  |              |     |     |  |
|-----|--------|--|--------------|-----|-----|--|
| 999 | HB1532 | for lease payments associated with debt service of facilities at Malvern and Newport for additional prison beds, including the Special Needs Unit at Malvern | \$14,105,000 |     |     |  |
| 999 | HB1532 | for upgrades to the Tucker Water Treatment Plant   | \$320,450    |     |     |  |
| 999 | HB1532 | for construction, replacement, and maintenance of equipment for the East Arkansas Water Waste Project  | \$613,000    |     |     |  |
| 999 | HB1532 | for additional well to provide drinking water to Cummins & Varner Units  | \$370,000    |     |     |  |
| 999 | HB1532 | for construction, renovation and maintenance for the ORCU Waste Water Project  | \$200,000    |     |     |  |
| 999 | HB1532 | for construction, renovation and maintenance for the Varner Water Well   | \$600,000    |     |     |  |
| 999 | HB1532 | for construction, renovation and maintenance of facilities related to water treatment, water wells, and wastewater management for various units              | \$896,550    |     |     |  |
| 999 | HB1532 | for lethal fence upgrades at various units   | \$345,000    |     |     |  |
| 999 | HB1532 | for lethal fence upgrades at East Arkansas, Pine Bluff, RLW & MAX Units  | \$800,000    |     |     |  |
| 999 | HB1532 | for lethal fence upgrades at Cummins & Varner Units  | \$600,000    |     |     |  |
| 999 | HB1532 | for fence replacement at Delta, North Central, Wrightsville & Ester Units  | \$1,255,000  |     |     |  |
| 999 | HB1532 | for replacement, upgrades and additions to current camera security systems at all units  | \$3,000,000  |     |     |  |
| 999 | HB1532 | for construction, renovation and maintenance of facilities and Central Warehouse   | \$5,000,000  |     |     |  |
| 999 | HB1532 | for fire alarm upgrades at various units   | \$500,000    |     |     |  |
| 999 | HB1532 | for contingency payment in case of pandemic, natural or catastrophic disasters   | \$5,000,000  |     |     |  |
|     |        |  | \$33,605,000 | \$0 | \$0 |  |

| Act | Bill | Appropriation Purpose | Amount Authorized | Rainy Day Fund Release | Restrict Reserve Fund Release | Restricted Reserve Set-Aside Account Name (See Pg1) |
|-----|------|-----------------------|-------------------|------------------------|-------------------------------|---|
|-----|------|-----------------------|-------------------|------------------------|-------------------------------|---|

**Corrections - Division of Community Correction**

|     |        |  |             |     |     |  |
|-----|--------|--|-------------|-----|-----|--|
| 866 | HB1533 | for partial roof repair and replacement at East Central Arkansas Community Correction Center | \$378,000   |     |     |  |
| 866 | HB1533 | for construction, major maintenance and renovations of all facilities                        | \$5,000,000 |     |     |  |
|     |        |  | \$5,378,000 | \$0 | \$0 |  |

**Cossatot Community College of the University of Arkansas**

|     |        |  |             |     |     |  |
|-----|--------|--|-------------|-----|-----|--|
| 865 | HB1534 | for renovation and expansion of the Educational Resource Center/Center for Student Success | \$55,000    |     |     |  |
| 865 | HB1534 | for costs of construction of a Multipurpose/Convocation Center                             | \$2,270,000 |     |     |  |
| 865 | HB1534 | for technology upgrades and improvements of the network infrastructure                     | \$675,000   |     |     |  |
| 865 | HB1534 | for critical maintenance   | \$50,000    |     |     |  |
| 865 | HB1534 | for deferred maintenance   | \$310,000   |     |     |  |
| 865 | HB1534 | for repair or replacement of equipment and library holdings                                | \$112,970   |     |     |  |
|     |        |  | \$3,472,970 | \$0 | \$0 |  |

**Crime Information Center - Department of Public Safety**

|     |        |   |           |  |  |  |
|-----|--------|---|-----------|--|--|--|
| 867 | HB1531 | for upgrades to the Sex Offender Registry | \$758,480 |  |  |  |
|-----|--------|---|-----------|--|--|--|

**Crime Laboratory - Department of Public Safety**

|     |        |  |             |  |  |  |
|-----|--------|--|-------------|--|--|--|
| 867 | HB1531 | for division-wide maintenance, renovation, equipping, construction, acquisition, improvement, upgrade and repair of real property and facilities | \$3,500,000 |  |  |  |
|-----|--------|--|-------------|--|--|--|

**East Arkansas Community College**

|     |        |   |             |     |     |  |
|-----|--------|---|-------------|-----|-----|--|
| 865 | HB1534 | for demolition of the Technology Instruction Center         | \$616,000   |     |     |  |
| 865 | HB1534 | for expansion of the Transportation Technology Center       | \$816,000   |     |     |  |
| 865 | HB1534 | for renovation of technology infrastructure and systems     | \$550,000   |     |     |  |
| 865 | HB1534 | for renovation of Classroom Building 3                      | \$1,018,000 |     |     |  |
| 865 | HB1534 | for deferred maintenance                                    | \$460,000   |     |     |  |
| 865 | HB1534 | for repair or replacement of equipment and library holdings | \$100,185   |     |     |  |
|     |        |   | \$3,560,185 | \$0 | \$0 |  |

**Economic Development Commission - Department of Commerce**

|     |       |   |              |  |  |  |
|-----|-------|---|--------------|--|--|--|
| 848 | SB363 | for a transfer to the Economic Development Incentive Quick Action Closing Fund, for incentives to attract new business and economic development to the state  | \$75,000,000 |  |  |  |
| 848 | SB363 | for the purpose of providing grants and/or loans to state agencies, cities, counties, community-based non-profit organizations and other entities determined by the Department of Commerce - Arkansas Economic Development Commission to be eligible to: (1) undertake public works projects and/or job training efforts which support private sector job creation opportunities; (2) alleviate conditions which constitute a threat to public health and wellbeing; (3) partially defray the cost of providing access to publicly owned industrial parks, and/or technology parks; (4) provide for the expansion of the aircraft and aerospace industry; (5) provide for port, rail and waterway economic development projects; (6) provide for technology based economic development projects; (7) provide for industrial site development costs (including, but not limited to land acquisition, construction, renovation, and equipment acquisition); (8) provide for development of intermodal facilities (including, but not limited to port and/or waterway projects, rail spur construction and/or road and highway improvement); (9) pay the costs of environmental mitigation projects; (10) provide for construction and/or improvement of water and sewer systems | \$30,000,000 |  |  |  |
| 848 | SB363 | for funding for an investment in Arkansas's workforce through training incentives for companies located in Arkansas to upgrade skills of their existing workforce, or for a potential new workforce, and to build capacity within Arkansas to supply on-going training needs of Arkansas companies and to increase participation in the State's school-to-work initiatives  | \$3,000,000  |  |  |  |
| 848 | SB363 | for funding for grants and/or loans to state agencies, cities, counties, community-based non-profit organizations and other eligible entities to support economic stimulus activities throughout the state  | \$15,000,000 |  |  |  |
| 848 | SB363 | for community improvement grants for equipment, repair, maintenance, construction, renovation, improvement and upgrade of public buildings and facilities   | \$5,000,000  |  |  |  |
| 848 | SB363 | for Public Safety Grants to eligible entities for personal services, operating expenses, equipment, maintenance, repair and upgrade associated with the provision of fire protection, search and rescue, security enhancement, telecommunications, emergency medical service, and disaster relief and recovery  | \$10,000,000 |  |  |  |
| 848 | SB363 | for vital infrastructure needs, programs, grants, and/or loans for public buildings, water treatment systems, environmental concerns, energy needs, telecommunications, sewer systems, and cost-effective energy efficient improvements and technologies  | \$22,000,000 |  |  |  |

| Act | Bill  | Appropriation Purpose  | Amount Authorized | Rainy Day Fund Release | Restrict Reserve Fund Release | Restricted Reserve Set-Aside Account Name (See Pg1) |
|-----|-------|--|-------------------|------------------------|-------------------------------|---|
| 848 | SB363 | for grant matching funds and/or loans to state agencies, cities, counties, community-based non-profit organizations and other eligible entities applying for consideration with a grant funder that requires matching funds for projects, to maximize contributions, provide cash assistance, or match contributions to ensure grant funding or contract   | \$10,000,000      |                        |                               |   |
| 848 | SB363 | for grants and/or loans to state agencies, community-based non-profit organizations, fire departments, counties, municipalities or subdivisions thereof, or other eligible entities for operating, construction, improvements, equipment, renovation, and/or maintenance expenses associated with public buildings, public lands, community centers, memorials, parks, amphitheatres, museums, recreation centers, fire protection, law enforcement, libraries, senior centers, and cemeteries | \$30,000,000      |                        |                               |   |
| 848 | SB363 | for payments on bonds issued for economic development projects authorized under Amendment 82 to the Constitution of the State of Arkansas of 1874  | \$7,000,000       |                        |                               |   |
|     |       |  | \$207,000,000     | \$0                    | \$0                           |   |

**Finance and Administration Department**

|     |       |  |              |  |  |  |
|-----|-------|--|--------------|--|--|--|
| 846 | SB361 | for AASIS modernization implementation costs | \$32,200,000 |  |  |  |
|-----|-------|--|--------------|--|--|--|

**Finance and Administration - Disbursing Officer**

|     |       |  |              |     |     |  |
|-----|-------|--|--------------|-----|-----|--|
| 857 | SB372 | for major maintenance, renovation, repair or construction to provide contingency appropriation for capital projects  | \$500,000    |     |     |  |
| 857 | SB372 | for State Motor Vehicle Acquisition  | \$25,000,000 |     |     |  |
| 857 | SB372 | for information technology enhancement, innovation, operation, equipping, consolidation, incentive, construction, repair, expansion, major maintenance, improvement, replacement and upgrade to the states existing technology systems as well as the development and implementation of new projects | \$50,000,000 |     |     |  |
|     |       |  | \$75,500,000 | \$0 | \$0 |  |

**Education Department**

|     |       |   |             |  |  |  |
|-----|-------|---|-------------|--|--|--|
| 893 | SB403 | for a grant for academic training to enhance standardized testing achievement for poor and minority students in elementary and secondary schools as well as students in predominantly minority serving higher education institutions of the Department of Education | \$1,000,000 |  |  |  |
|-----|-------|---|-------------|--|--|--|

**Education - School for the Blind**

|     |       |   |             |     |     |  |
|-----|-------|---|-------------|-----|-----|--|
| 859 | SB374 | for various maintenance, renovation, equipping, construction, acquisition, improvement, upgrade, and repair of real property and facilities related to waterproofing buildings at the Arkansas School for the Blind campus                                  | \$801,800   |     |     |  |
| 859 | SB374 | for various maintenance, renovation, equipping, construction, acquisition, improvement, upgrade, and repair of real property and facilities related to plumbing and sewer line repair and upgrades  | \$800,175   |     |     |  |
| 859 | SB374 | for various maintenance, renovation, equipping, construction, acquisition, improvement, upgrade, and repair of real property and facilities relating to electrical upgrades   | \$474,000   |     |     |  |
| 859 | SB374 | for various maintenance, renovation, equipping, construction, acquisition, improvement, upgrade, and repair of real property and facilities to assist with bringing the Arkansas School for the Blind into ADA compliance                                   | \$2,000,001 |     |     |  |
| 859 | SB374 | for various maintenance, renovation, equipping, construction, acquisition, improvement, upgrade, and repair of real property and facilities related to campus security upgrades at the Arkansas School for the Blind  | \$427,700   |     |     |  |
| 859 | SB374 | for various maintenance, renovation, equipping, construction, acquisition, improvement, upgrade, and repair of real property and facilities for the renovation and update of the physical education building at the Arkansas School for the Blind           | \$295,550   |     |     |  |
| 859 | SB374 | for various maintenance, renovation, equipping, construction, acquisition, improvement, upgrade, and repair of real property and facilities for the upgrade and installation of sidewalks and covered sidewalks on the Arkansas School for the Blind campus | \$296,250   |     |     |  |
|     |       |   | \$5,095,476 | \$0 | \$0 |  |

**Education - School for the Deaf**

|     |       |  |               |     |     |  |
|-----|-------|--|---------------|-----|-----|--|
| 859 | SB374 | for various maintenance, renovation, equipping, construction, acquisition, improvement, upgrade, and repair of real property and facilities  | \$19,516,808  |     |     |  |
| 859 | SB374 | for various maintenance, renovation, equipping, construction, acquisition, improvement, upgrade, and repair of real property and facilities for the implementation of the ASD - Campus Master Plan Phases 1.1, 1.2 and 1.3 | \$52,378,265  |     |     |  |
| 859 | SB374 | for various maintenance, renovation, equipping, construction, acquisition, improvement, upgrade, and repair of real property and facilities for the implementation of the ASD - Campus Master Plan Phases 2.1, 2.2 and 2.3 | \$16,578,432  |     |     |  |
| 859 | SB374 | for various maintenance, renovation, equipping, construction, acquisition, improvement, upgrade, and repair of real property and facilities for the implementation of the ASD - Campus Master Plan Phases 3.1, 3.2 and 3.3 | \$16,636,758  |     |     |  |
| 859 | SB374 | for various maintenance, renovation, equipping, construction, acquisition, improvement, upgrade, and repair of real property and facilities for the ASD Athletic Complex   | \$8,306,500   |     |     |  |
|     |       |  | \$113,416,763 | \$0 | \$0 |  |

| Act   | Bill   | Appropriation Purpose   | Amount Authorized | Rainy Day Fund Release | Restrict Reserve Fund Release | Restricted Reserve Set-Aside Account Name (See Pg1) |
|---|--------|---|-------------------|------------------------|-------------------------------|---|
| <b>Education - Educational Television Division</b>  |        |   |                   |                        |                               |   |
| 860   | HB1539 | for maintenance of state-owned broadcast infrastructure and the network distribution system, and for operating expenses, maintenance and payment of federal and other matching grant requirements   | \$4,700,000       |                        |                               |   |
| 860   | HB1539 | for Next Gen TV Advanced Television Systems Committee - 3.0 Broadcast Standard Upgrade  | \$8,000,000       |                        |                               |   |
|   |        |   | \$12,700,000      | \$0                    | \$0                           |   |
| <b>Education - Division of Higher Education</b>   |        |   |                   |                        |                               |   |
| 845   | SB360  | for various maintenance, renovation, equipping, construction, acquisition, improvement, upgrade, and repair of real property and facilities for all public four-year institutions, two-year institutions, and technical colleges                | \$15,000,000      |                        |                               |   |
| 890   | SB393  | for grants for scholarships to Historically Black Colleges and Universities and for personal services and operating expenses as determined by the Division of Higher Education for outreach programs to promote awareness of those scholarships | \$4,000,000       |                        |                               |   |
|   |        |   | \$19,000,000      | \$0                    | \$0                           |   |
| <b>Energy and Environment - Division of Environmental Quality</b>                               |        |   |                   |                        |                               |   |
| 868   | HB1529 | for state investment for vital infrastructure for public buildings, water treatment systems, environmental concerns, energy needs, telecommunications, water and sewer systems  | \$10,000,000      |                        |                               |   |
| 868   | HB1529 | for construction, renovation, maintenance, equipment, grants, loans, personal services, and operating expenses for projects that protect, enhance, and/or restore the environment   | \$40,000,000      |                        |                               |   |
| 868   | HB1529 | for state investment for infrastructure for public buildings, water treatment systems, environmental concerns, energy needs, telecommunications, water and sewer systems  | \$5,000,000       |                        |                               |   |
|   |        |   | \$55,000,000      | \$0                    | \$0                           |   |
| <b>Energy and Environment - Geological Survey</b>   |        |   |                   |                        |                               |   |
| 849   | SB364  | for repairs and renovations to Education Center/Warehouse Building  | \$1,303,989       |                        |                               |   |
| 849   | SB364  | for repairs and renovations to Administration Building  | \$1,253,000       |                        |                               |   |
|   |        |   | \$2,556,989       | \$0                    | \$0                           |   |
| <b>Geographic Information Systems Office - Department of Transformation and Shared Services</b> |        |   |                   |                        |                               |   |
| 858   | SB373  | for Arkansas Digital Orthophotography Program 2022 update   | \$700,000         |                        |                               |   |
| <b>Health Department</b>  |        |   |                   |                        |                               |   |
| 850   | SB365  | for elevator modernization  | \$2,100,000       |                        |                               |   |
| 850   | SB365  | for roof renovations at the Main Campus   | \$1,759,900       |                        |                               |   |
| 850   | SB365  | for restroom renovations at the Main Campus   | \$880,940         |                        |                               |   |
| 850   | SB365  | for a fire alarm system upgrade at the Main Campus  | \$540,000         |                        |                               |   |
| 850   | SB365  | for replacement of the cooling tower at the Main Campus   | \$425,172         |                        |                               |   |
| 850   | SB365  | for conversion of the steam plant at the Main Campus  | \$867,000         |                        |                               |   |
| 850   | SB365  | for chilled water piping upgrades at the Main Campus  | \$734,952         |                        |                               |   |
| 850   | SB365  | for HVAC, domestic water riser renovations at the Main Campus   | \$1,025,000       |                        |                               |   |
| 850   | SB365  | for basement through 4th floor HVAC renovations at the Main Campus  | \$948,145         |                        |                               |   |
| 850   | SB365  | for surface parking repairs and renovation at the Main Campus   | \$900,000         |                        |                               |   |
| 850   | SB365  | for restructure of the office space for the Tobacco Prevention and Cessation Program  | \$69,001          |                        |                               |   |
|   |        |   | \$10,250,110      | \$0                    | \$0                           |   |
| <b>Henderson State University</b>   |        |   |                   |                        |                               |   |
| 847   | SB362  | for technology infrastructure upgrades  | \$1,500,000       |                        |                               |   |
| 847   | SB362  | for Reynolds Labs renovation  | \$850,000         |                        |                               |   |
| 847   | SB362  | for roof replacement for the Library and Womack building  | \$795,000         |                        |                               |   |
| 847   | SB362  | for renovation of the Russell Fine Arts Building  | \$4,355,000       |                        |                               |   |
| 847   | SB362  | for critical maintenance  | \$280,000         |                        |                               |   |
| 847   | SB362  | for deferred maintenance  | \$1,900,000       |                        |                               |   |
| 847   | SB362  | for the purchase, replacement, and renewal of equipment and library holdings  | \$597,420         |                        |                               |   |
|   |        |   | \$10,277,420      | \$0                    | \$0                           |   |
| <b>Information Systems - Department of Transformation and Shared Services</b>                   |        |   |                   |                        |                               |   |
| 852   | SB367  | for supplying critical equipment acquisition and upgrades   | \$30,000,000      |                        |                               |   |
| <b>Law Enforcement Standards and Training, Commission on - Department of Public Safety</b>      |        |   |                   |                        |                               |   |
| 867   | HB1531 | for division-wide maintenance, renovation, equipping, construction, acquisition, improvement, upgrade and repair of real property and facilities  | \$4,205,000       |                        |                               |   |
| <b>Military Department</b>  |        |   |                   |                        |                               |   |
| 854   | SB369  | for construction of a Readiness Center Joint Force Headquarters at Camp Joseph T. Robinson  | \$1,852,606       |                        |                               |   |

| Act   | Bill   | Appropriation Purpose  | Amount Authorized | Rainy Day Fund Release | Restrict Reserve Fund Release | Restricted Reserve Set-Aside Account Name (See Pg1) |
|---|--------|--|-------------------|------------------------|-------------------------------|---|
| <b>National Park College</b>  |        |  |                   |                        |                               |   |
| 865   | HB1534 | for renovation for Medical Professions facility consolidation  | \$1,604,600       |                        |                               |   |
| 865   | HB1534 | for renovation of the Technical Sciences Building  | \$955,000         |                        |                               |   |
| 865   | HB1534 | for renovation for the Welding Technology program  | \$380,400         |                        |                               |   |
| 865   | HB1534 | for phone system replacement   | \$60,000          |                        |                               |   |
| 865   | HB1534 | for critical maintenance   | \$110,000         |                        |                               |   |
| 865   | HB1534 | for deferred maintenance   | \$500,000         |                        |                               |   |
| 865   | HB1534 | for repair or replacement of equipment and library holdings  | \$250,635         |                        |                               |   |
|   |        |  | \$3,860,635       | \$0                    | \$0                           |   |
| <b>North Arkansas College</b>   |        |  |                   |                        |                               |   |
| 865   | HB1534 | for costs of construction of the Advanced Manufacturing Center of Excellence   | \$2,765,000       |                        |                               |   |
| 865   | HB1534 | for renovation of tiered classrooms to comply with the Americans with Disabilities Act   | \$75,000          |                        |                               |   |
| 865   | HB1534 | for public address system technology   | \$60,000          |                        |                               |   |
| 865   | HB1534 | for renovation and replacement of sliding glass doors  | \$100,000         |                        |                               |   |
| 865   | HB1534 | for critical maintenance   | \$100,000         |                        |                               |   |
| 865   | HB1534 | for deferred maintenance   | \$490,000         |                        |                               |   |
| 865   | HB1534 | for repair or replacement of equipment and library holdings  | \$178,575         |                        |                               |   |
|   |        |  | \$3,768,575       | \$0                    | \$0                           |   |
| <b>Northwest Arkansas Community College</b>                                     |        |  |                   |                        |                               |   |
| 865   | HB1534 | for costs of construction of a Physical Plant Facility   | \$500,000         |                        |                               |   |
| 865   | HB1534 | for upgrades to the Main Campus HVAC controls  | \$600,000         |                        |                               |   |
| 865   | HB1534 | for remodel of the two remaining bathrooms in Burns Hall   | \$64,000          |                        |                               |   |
| 865   | HB1534 | for deferred maintenance   | \$560,000         |                        |                               |   |
| 865   | HB1534 | for repair or replacement of equipment and library holdings  | \$703,985         |                        |                               |   |
|   |        |  | \$2,427,985       | \$0                    | \$0                           |   |
| <b>Northwest Technical Institute - Education - Division of Higher Education</b> |        |  |                   |                        |                               |   |
| 845   | SB360  | for construction, renovation, major maintenance, purchase of equipment, improvements, repairs, and operations of an Allied Health Facility   | \$10,656,000      |                        |                               |   |
| 845   | SB360  | for construction, acquisition, repair, improvements and major maintenance of a new CDL Training Facility and Driving Pad   | \$2,004,066       |                        |                               |   |
| 845   | SB360  | for purchase of equipment, upgrades, repairs, software licenses, and security for network infrastructure upgrades, a new phone system, a unified security system and other improvements for the overall improvement of the Northwest Technical Institute's Technology Infrastructure   | \$1,801,200       |                        |                               |   |
| 845   | SB360  | for major maintenance projects including the replacement of two roofs on campus, HVAC replacement and repair, parking lot maintenance and repair, and other maintenance and repair projects on campus  | \$636,000         |                        |                               |   |
| 845   | SB360  | for transfers of or refund to expenditures for capital balances for construction, renovation, major maintenance, and purchase of equipment for various capital projects or facility improvements   | \$1,000,000       |                        |                               |   |
|   |        |  | \$16,097,266      | \$0                    | \$0                           |   |
| <b>Ozarka College</b>   |        |  |                   |                        |                               |   |
| 865   | HB1534 | for renovation of the Workforce Training Center  | \$1,350,000       |                        |                               |   |
| 865   | HB1534 | for costs of construction of the Agriculture Center  | \$1,350,000       |                        |                               |   |
| 865   | HB1534 | for deferred maintenance   | \$260,000         |                        |                               |   |
| 865   | HB1534 | for repair or replacement of equipment and library holdings  | \$107,855         |                        |                               |   |
|   |        |  | \$3,067,855       | \$0                    | \$0                           |   |
| <b>Parks, Heritage, and Tourism - Heritage Division</b>                         |        |  |                   |                        |                               |   |
| 864   | HB1535 | for funding for grants and/or loans to state agencies, cities, counties, community-based non-profit organizations and other eligible entities for projects that preserve and promote Arkansas's natural cultural heritage, advance the arts, establish or maintain a natural area, chronicle the social, political, and creative history of the state, and/or chronicle the life and times of the people, traditions, music and art of the state | \$30,000,000      |                        |                               |   |
| <b>Parks, Heritage, and Tourism - Parks and Tourism Division</b>                |        |  |                   |                        |                               |   |
| 862   | HB1537 | for the Delta Heritage Trail State Park - Phase VIII Trail Development Mellwood to Snow Lake section   | \$5,222,675       |                        |                               |   |
| <b>Phillips Community College of the University of Arkansas</b>                 |        |  |                   |                        |                               |   |
| 865   | HB1534 | for upgrades to technology infrastructure and equipment  | \$130,000         |                        |                               |   |
| 865   | HB1534 | for campus security upgrades   | \$100,000         |                        |                               |   |
| 865   | HB1534 | for renovation and repair of the Pillow-Thompson House   | \$325,000         |                        |                               |   |
| 865   | HB1534 | for ADA improvements to various buildings on the Helena-West Helena Campus   | \$280,000         |                        |                               |   |
| 865   | HB1534 | for roof repair and replacement for four buildings on the Helena West Helena Campus and the Training Center - Dewitt Campus  | \$600,000         |                        |                               |   |
| 865   | HB1534 | for renovation of the gymnasium on the Helena-West Helena Campus   | \$250,000         |                        |                               |   |
| 865   | HB1534 | for critical maintenance   | \$150,000         |                        |                               |   |
| 865   | HB1534 | for deferred maintenance   | \$950,000         |                        |                               |   |

| Act | Bill   | Appropriation Purpose                                       | Amount Authorized | Rainy Day Fund Release | Restrict Reserve Fund Release | Restricted Reserve Set-Aside Account Name (See Pg1) |
|-----|--------|---|-------------------|------------------------|-------------------------------|---|
| 865 | HB1534 | for repair or replacement of equipment and library holdings | \$112,245         |                        |                               |   |
|     |        |   | \$2,897,245       | \$0                    | \$0                           |   |

**Public Defender Commission**

|     |       |  |             |  |  |  |
|-----|-------|--|-------------|--|--|--|
| 844 | SB359 | for expenses related to the resentencing of juveniles sentenced to mandatory life without parole | \$2,000,000 |  |  |  |
|-----|-------|--|-------------|--|--|--|

**Riverside Vocational Technical School - Corrections - Division of Correction**

|     |        |   |             |  |  |  |
|-----|--------|---|-------------|--|--|--|
| 999 | HB1532 | for capital improvements at Riverside Vocational Technical School | \$1,000,000 |  |  |  |
|-----|--------|---|-------------|--|--|--|

**SAU - Tech**

|     |        |  |             |     |     |  |
|-----|--------|--|-------------|-----|-----|--|
| 865 | HB1534 | for upgrade and replacement of campus HVAC units                     | \$450,000   |     |     |  |
| 865 | HB1534 | for technology infrastructure upgrade of Jenzabar PX to EX           | \$1,250,000 |     |     |  |
| 865 | HB1534 | for renovation of the Administration and Business Buildings          | \$709,000   |     |     |  |
| 865 | HB1534 | for costs of construction of a Career & Workforce Development Center | \$591,000   |     |     |  |
| 865 | HB1534 | for critical maintenance   | \$290,000   |     |     |  |
| 865 | HB1534 | for deferred maintenance   | \$1,000,000 |     |     |  |
| 865 | HB1534 | for repair or replacement of equipment and library holdings          | \$125,750   |     |     |  |
|     |        |  | \$4,415,750 | \$0 | \$0 |  |

**SAU - Tech - Environmental Training Academy**

|     |        |                             |          |     |     |  |
|-----|--------|-----------------------------|----------|-----|-----|--|
| 865 | HB1534 | for instructional equipment | \$25,000 |     |     |  |
| 865 | HB1534 | for deferred maintenance    | \$10,000 |     |     |  |
|     |        |                             | \$35,000 | \$0 | \$0 |  |

**SAU - Tech - Fire Training Academy**

|     |        |   |             |     |     |  |
|-----|--------|---|-------------|-----|-----|--|
| 865 | HB1534 | for costs of construction of a driving course | \$1,750,000 |     |     |  |
| 865 | HB1534 | for deferred maintenance                      | \$60,000    |     |     |  |
|     |        |   | \$1,810,000 | \$0 | \$0 |  |

**Southern Arkansas University**

|     |       |   |              |     |     |  |
|-----|-------|---|--------------|-----|-----|--|
| 847 | SB362 | for costs of HVAC replacement and upgrades  | \$3,783,000  |     |     |  |
| 847 | SB362 | for technology infrastructure improvements and upgrades   | \$2,500,000  |     |     |  |
| 847 | SB362 | for renovation of Childs Hall and ADA upgrades to create the Science, Technology, Engineering and Mathematics Training Center | \$1,217,000  |     |     |  |
| 847 | SB362 | for critical maintenance  | \$520,000    |     |     |  |
| 847 | SB362 | for deferred maintenance  | \$1,910,000  |     |     |  |
| 847 | SB362 | for the purchase, replacement, and renewal of equipment and library holdings  | \$712,642    |     |     |  |
|     |       |   | \$10,642,642 | \$0 | \$0 |  |

**Secretary of State**

|     |       |  |              |     |     |  |
|-----|-------|--|--------------|-----|-----|--|
| 851 | SB366 | for replacement of voting machine equipment - statewide  | \$15,000,000 |     |     |  |
| 851 | SB366 | for HVAC upgrade to North End of State Capitol building  | \$6,500,000  |     |     |  |
| 851 | SB366 | for roof and window repair of the State Capitol building   | \$2,500,000  |     |     |  |
| 851 | SB366 | for asphalt resurfacing, replacement of damaged sidewalks and curbs, addition of lighting to unlit or dark areas, an upgrade of the irrigation system, and landscaping and plantings for the North Entry Promenade I & II of the State Capitol Grounds   | \$538,112    |     |     |  |
| 851 | SB366 | for drains and storm water system renovations of the State Capitol Grounds   | \$483,000    |     |     |  |
| 851 | SB366 | for interior plumbing and sump pump replacement for the State Capitol building   | \$108,393    |     |     |  |
| 851 | SB366 | for electrical panel replacement in the State Capitol building   | \$212,980    |     |     |  |
| 851 | SB366 | for expenses for State Capitol as-built drawings   | \$250,000    |     |     |  |
| 851 | SB366 | for "Green" Initiatives for the State Capitol building, facilities and grounds including ventilation system cleaning, energy efficiency improvements and assessment, analysis and consulting services, recycling programs and/or related construction, renovation and equipping of and/or conversion to or purchase of Compressed Natural Gas vehicles and equipment including installation of a refueling station | \$1,500,000  |     |     |  |
| 851 | SB366 | for stone restoration, cleaning and repointing on the East Side of the State Capitol building  | \$3,500,000  |     |     |  |
| 851 | SB366 | for Business and Commercial Services System Update   | \$4,000,000  |     |     |  |
|     |       |  | \$34,592,485 | \$0 | \$0 |  |

**State Police - Department of Public Safety**

|     |        |  |              |     |     |  |
|-----|--------|--|--------------|-----|-----|--|
| 867 | HB1531 | for construction of a driving track at Camp Robinson   | \$4,000,000  |     |     |  |
| 867 | HB1531 | for development and implementation of an online reporting system for Crimes Against Children Division mandated reporters | \$750,000    |     |     |  |
| 867 | HB1531 | for maintenance, upgrades, and repairs of ASP facilities and equipment   | \$1,500,000  |     |     |  |
| 867 | HB1531 | for addition of a twin engine helicopter to the ASP aircraft fleet   | \$14,000,000 |     |     |  |
|     |        |  | \$20,250,000 | \$0 | \$0 |  |

**South Arkansas Community College**

|     |        |  |             |  |  |  |
|-----|--------|--|-------------|--|--|--|
| 865 | HB1534 | for renovation of the Computer Technology Building                     | \$989,858   |  |  |  |
| 865 | HB1534 | for upgrades for technology infrastructure, safety, and ADA compliance | \$425,000   |  |  |  |
| 865 | HB1534 | for an addition to the Health Science Center                           | \$1,585,142 |  |  |  |
| 865 | HB1534 | for critical maintenance   | \$60,000    |  |  |  |



| Act | Bill   | Appropriation Purpose                                       | Amount Authorized | Rainy Day Fund Release | Restrict Reserve Fund Release | Restricted Reserve Set-Aside Account Name (See Pg1) |
|-----|--------|---|-------------------|------------------------|-------------------------------|---|
| 865 | HB1534 | for deferred maintenance                                    | \$480,000         |                        |                               |   |
| 865 | HB1534 | for repair or replacement of equipment and library holdings | \$143,250         |                        |                               |   |
|     |        |   | \$3,683,250       | \$0                    | \$0                           |   |

**Southeast Arkansas College**

|     |        |   |             |     |     |  |
|-----|--------|---|-------------|-----|-----|--|
| 865 | HB1534 | for chiller replacement in the Technology Building                            | \$100,000   |     |     |  |
| 865 | HB1534 | for boiler replacement in McGeorge Hall                                       | \$80,000    |     |     |  |
| 865 | HB1534 | for upgrades to campus-wide security cameras                                  | \$200,000   |     |     |  |
| 865 | HB1534 | for campus-wide upgrade to LED lighting                                       | \$800,000   |     |     |  |
| 865 | HB1534 | for upgrade and replacement of HVAC controls                                  | \$300,000   |     |     |  |
| 865 | HB1534 | for purchase of the Wellness Center   | \$1,155,187 |     |     |  |
| 865 | HB1534 | for abatement and demolition of General Studies South & General Studies North | \$364,813   |     |     |  |
| 865 | HB1534 | for critical maintenance  | \$90,000    |     |     |  |
| 865 | HB1534 | for deferred maintenance  | \$360,000   |     |     |  |
| 865 | HB1534 | for repair or replacement of equipment and library holdings                   | \$118,350   |     |     |  |
|     |        |   | \$3,568,350 | \$0 | \$0 |  |

**University of Arkansas**

|     |       |  |              |     |     |  |
|-----|-------|--|--------------|-----|-----|--|
| 847 | SB362 | for construction, renovation, maintenance, equipment, personal services and operating expenses of the various institutions and entities of the University of Arkansas System | \$15,000,000 |     |     |  |
| 847 | SB362 | for costs of construction of the Institute for Integrative and Innovative Research   | \$3,500,000  |     |     |  |
| 847 | SB362 | for renovation and restoration of the Agriculture Building   | \$2,000,000  |     |     |  |
| 847 | SB362 | for renovation and restoration of the John A. White, Jr. Engineering Hall  | \$2,000,000  |     |     |  |
| 847 | SB362 | for renovation of the Business Building  | \$2,000,000  |     |     |  |
| 847 | SB362 | for critical maintenance for the U of A - Fayetteville   | \$5,630,000  |     |     |  |
| 847 | SB362 | for deferred maintenance for the U of A - Fayetteville   | \$9,730,000  |     |     |  |
| 847 | SB362 | for the purchase, replacement, and renewal of equipment and library holdings for the U of A - Fayetteville   | \$5,108,729  |     |     |  |
| 847 | SB362 | for construction costs for the expansion of office and storage space at the U of A - System Office   | \$1,250,000  |     |     |  |
| 847 | SB362 | for critical maintenance for the U of A - System   | \$10,000     |     |     |  |
| 847 | SB362 | for deferred maintenance for the U of A - System   | \$50,000     |     |     |  |
| 847 | SB362 | for upgrades and renovations to the Agricultural Research and Extension Centers and Stations of the Division of Agriculture  | \$3,500,000  |     |     |  |
| 847 | SB362 | for costs of construction of the Northeast Rice Research & Extension Center  | \$1,000,000  |     |     |  |
| 847 | SB362 | for critical maintenance of the U of A - Division of Agriculture   | \$70,000     |     |     |  |
| 847 | SB362 | for deferred maintenance for the U of A - Division of Agriculture  | \$1,650,000  |     |     |  |
| 847 | SB362 | for AREON technology infrastructure upgrades for the National Center for Toxicology Research   | \$500,000    |     |     |  |
| 847 | SB362 | for technology infrastructure upgrades for Western Arkansas rural fiber development  | \$500,000    |     |     |  |
| 847 | SB362 | for technology infrastructure upgrades for Eastern Arkansas rural fiber development  | \$250,000    |     |     |  |
| 847 | SB362 | for renovation of the Visual Arts and Design Building of the Arkansas School for Mathematics, Sciences, and the Arts (ASMSA)   | \$500,000    |     |     |  |
| 847 | SB362 | for costs of campus ADA accessibility improvements for the ASMSA   | \$250,000    |     |     |  |
| 847 | SB362 | for STEM Research Lab upgrades of the ASMSA  | \$220,000    |     |     |  |
| 847 | SB362 | for costs of construction of a Multi-Purpose Building (Wellness Center) for the ASMSA  | \$280,000    |     |     |  |
|     |       |  | \$54,998,729 | \$0 | \$0 |  |

**University of Arkansas Community College at Batesville**

|     |        |   |             |     |     |  |
|-----|--------|---|-------------|-----|-----|--|
| 865 | HB1534 | for renovation of the Main Classroom Building                                       | \$1,000,000 |     |     |  |
| 865 | HB1534 | for renovation of the Annex Building  | \$1,000,000 |     |     |  |
| 865 | HB1534 | for maintenance and stabilization of the vehicular bridge near the center of campus | \$500,000   |     |     |  |
| 865 | HB1534 | for renovation of underground utilities   | \$500,000   |     |     |  |
| 865 | HB1534 | for critical maintenance  | \$40,000    |     |     |  |
| 865 | HB1534 | for deferred maintenance  | \$190,000   |     |     |  |
| 865 | HB1534 | for repair or replacement of equipment and library holdings                         | \$132,960   |     |     |  |
|     |        |   | \$3,362,960 | \$0 | \$0 |  |

**University of Arkansas Community College at Morrilton**

|     |        |   |             |     |     |  |
|-----|--------|---|-------------|-----|-----|--|
| 865 | HB1534 | for costs of construction of the Allied Health/Health Sciences Building | \$1,500,000 |     |     |  |
| 865 | HB1534 | for costs of renovation and construction of the Technology I Building   | \$1,000,000 |     |     |  |
| 865 | HB1534 | for costs of renovation and construction of the Technology II Building  | \$500,000   |     |     |  |
| 865 | HB1534 | for critical maintenance  | \$10,000    |     |     |  |
| 865 | HB1534 | for deferred maintenance  | \$420,000   |     |     |  |
| 865 | HB1534 | for repair or replacement of equipment and library holdings             | \$211,705   |     |     |  |
|     |        |   | \$3,641,705 | \$0 | \$0 |  |

**University of Arkansas Community College at Rich Mountain**

|     |        |  |             |  |  |  |
|-----|--------|--|-------------|--|--|--|
| 865 | HB1534 | for technology upgrade of Lecture Hall                                     | \$590,500   |  |  |  |
| 865 | HB1534 | for costs of construction of the Allied Health Services Classroom Building | \$2,209,000 |  |  |  |
| 865 | HB1534 | for the purchase of Allied Health equipment                                | \$200,500   |  |  |  |
| 865 | HB1534 | for critical maintenance   | \$50,000    |  |  |  |

| Act | Bill   | Appropriation Purpose                                       | Amount Authorized | Rainy Day Fund Release | Restrict Reserve Fund Release | Restricted Reserve Set-Aside Account Name (See Pg1) |
|-----|--------|---|-------------------|------------------------|-------------------------------|---|
| 865 | HB1534 | for deferred maintenance                                    | \$100,000         |                        |                               |   |
| 865 | HB1534 | for repair or replacement of equipment and library holdings | \$67,950          |                        |                               |   |
|     |        |   | \$3,217,950       | \$0                    | \$0                           |   |

**University of Arkansas - Fort Smith**

|     |       |  |             |     |     |  |
|-----|-------|--|-------------|-----|-----|--|
| 847 | SB362 | for costs of construction and renovation for the UAFS Center for Workforce Development | \$6,522,500 |     |     |  |
| 847 | SB362 | for critical maintenance   | \$550,000   |     |     |  |
| 847 | SB362 | for deferred maintenance   | \$1,640,000 |     |     |  |
| 847 | SB362 | for the purchase, replacement, and renewal of equipment and library holdings           | \$704,055   |     |     |  |
|     |       |  | \$9,416,555 | \$0 | \$0 |  |

**University of Arkansas at Little Rock**

|     |       |  |              |     |     |  |
|-----|-------|--|--------------|-----|-----|--|
| 847 | SB362 | for improvements to technology infrastructure                                | \$4,000,000  |     |     |  |
| 847 | SB362 | for classroom technology improvements  | \$264,527    |     |     |  |
| 847 | SB362 | for construction costs to complete the Nanotechnology Center                 | \$2,000,000  |     |     |  |
| 847 | SB362 | for building infrastructure/critical maintenance                             | \$2,735,473  |     |     |  |
| 847 | SB362 | for critical maintenance   | \$6,470,000  |     |     |  |
| 847 | SB362 | for deferred maintenance   | \$5,580,000  |     |     |  |
| 847 | SB362 | for the purchase, replacement, and renewal of equipment and library holdings | \$1,766,974  |     |     |  |
|     |       |  | \$22,816,974 | \$0 | \$0 |  |

**University of Arkansas for Medical Sciences**

|     |       |  |              |     |     |  |
|-----|-------|--|--------------|-----|-----|--|
| 847 | SB362 | for renovation of the Barton Building  | \$2,500,000  |     |     |  |
| 847 | SB362 | for renovation of the EDII 6th Floor for the College of Pharmacy             | \$2,000,000  |     |     |  |
| 847 | SB362 | for renovation of the Monroe Building  | \$2,000,000  |     |     |  |
| 847 | SB362 | for renovation of the Central Building - Floors 2-8                          | \$2,000,000  |     |     |  |
| 847 | SB362 | for critical maintenance   | \$7,080,000  |     |     |  |
| 847 | SB362 | for deferred maintenance   | \$11,420,000 |     |     |  |
| 847 | SB362 | for the purchase, replacement, and renewal of equipment and library holdings | \$1,918,925  |     |     |  |
|     |       |  | \$28,918,925 | \$0 | \$0 |  |

**University of Arkansas - Monticello**

|     |       |   |              |     |     |  |
|-----|-------|---|--------------|-----|-----|--|
| 847 | SB362 | for costs of construction of a Math and Science Center                              | \$4,750,000  |     |     |  |
| 847 | SB362 | for renovation of the Fine Arts Center  | \$1,000,000  |     |     |  |
| 847 | SB362 | for renovation of the Music Building  | \$750,000    |     |     |  |
| 847 | SB362 | for costs of construction of the Workforce/Collegiate Center on the Crossett campus | \$1,500,000  |     |     |  |
| 847 | SB362 | for costs of construction of a General Education Building on the McGehee campus     | \$1,500,000  |     |     |  |
| 847 | SB362 | for deferred maintenance  | \$2,390,000  |     |     |  |
| 847 | SB362 | for deferred maintenance at the Crossett campus                                     | \$120,000    |     |     |  |
| 847 | SB362 | for deferred maintenance at the McGehee campus                                      | \$150,000    |     |     |  |
| 847 | SB362 | for the purchase, replacement, and renewal of equipment and library holdings        | \$445,592    |     |     |  |
|     |       |   | \$12,605,592 | \$0 | \$0 |  |

**University of Arkansas - Pine Bluff**

|     |       |  |             |     |     |  |
|-----|-------|--|-------------|-----|-----|--|
| 847 | SB362 | for costs of construction of a Student Center                                | \$3,000,000 |     |     |  |
| 847 | SB362 | for costs of campus renovations and repair                                   | \$2,895,000 |     |     |  |
| 847 | SB362 | for technology infrastructure upgrades                                       | \$605,000   |     |     |  |
| 847 | SB362 | for critical maintenance   | \$490,000   |     |     |  |
| 847 | SB362 | for deferred maintenance   | \$1,600,000 |     |     |  |
| 847 | SB362 | for the purchase, replacement, and renewal of equipment and library holdings | \$383,776   |     |     |  |
|     |       |  | \$8,973,776 | \$0 | \$0 |  |

**University of Arkansas - Pulaski Technical College**

|     |        |  |             |     |     |  |
|-----|--------|--|-------------|-----|-----|--|
| 865 | HB1534 | for the sealing of windows and brick for the CCB, IT/BTC and Science Library Buildings | \$330,000   |     |     |  |
| 865 | HB1534 | for roof replacement and repair for the Administration Building                        | \$250,000   |     |     |  |
| 865 | HB1534 | for campus boiler replacement  | \$900,000   |     |     |  |
| 865 | HB1534 | for critical maintenance   | \$70,000    |     |     |  |
| 865 | HB1534 | for deferred maintenance   | \$580,000   |     |     |  |
| 865 | HB1534 | for repair or replacement of equipment and library holdings                            | \$534,905   |     |     |  |
|     |        |  | \$2,664,905 | \$0 | \$0 |  |

**University of Central Arkansas**

|     |       |   |              |     |     |  |
|-----|-------|---|--------------|-----|-----|--|
| 847 | SB362 | for costs of construction for an addition to, renovation of, and equipment for the Lewis Science Center | \$3,000,000  |     |     |  |
| 847 | SB362 | for renovation of Mashburn Hall   | \$3,000,000  |     |     |  |
| 847 | SB362 | for renovation of Old Main  | \$2,500,000  |     |     |  |
| 847 | SB362 | for critical maintenance  | \$1,060,000  |     |     |  |
| 847 | SB362 | for deferred maintenance  | \$3,820,000  |     |     |  |
| 847 | SB362 | for the purchase, replacement, and renewal of equipment and library holdings                            | \$1,948,849  |     |     |  |
|     |       |   | \$15,328,849 | \$0 | \$0 |  |

**Veterans' Affairs**

|     |        |  |           |  |  |  |
|-----|--------|--|-----------|--|--|--|
| 863 | HB1536 | for construction of a maintenance/storage facility and parking lot at the North Little Rock State Veterans' Home | \$387,610 |  |  |  |
|-----|--------|--|-----------|--|--|--|

## Governors Letters - 2021 Regular Session

| No. | Act                | Bill   | Agency/Institution   | Purpose  | Type of Act                             |
|-----|--------------------|--|--|--|---|
| GL1 | 24                 | SB133  | Office of the Governor   | Provides Legislative Liaisons for 2021 Regular Session. Authorizes 10 Legislative Liaisons and payment for those positions.  | Supplemental Appropriation for FY2021   |
| GL2 | Various            | SB359 to 374, HB1528, HB1529, HB1531 to 1539               | Various Agencies & Institutions                                | Development and Enhancement Fund and other fund sources for Capital Improvement projects for the 2021-2023 Biennium.   | Capital Project Appropriations for FY22 |
| GL3 | Various            | SB266 to 280, SB285, SB286, HB1392 to 1401, HB1410 to 1415 | Various Agencies & Institutions                                | Reappropriations to provide spending authority to continue existing projects.  | Reappropriations for FY22               |
| GL4 | Various            | Various  | Various Institutions   | Supplemental appropriations for Fiscal Year 2020 for Institutions of Higher Education for spending authority of carry forward general revenue from previous fiscal year.   | Supplemental Appropriations for FY2021  |
| GL5 | 457                | HB1086   | DHS - Secretary's Office                                       | Transfers 5 positions to the Developmental Disabilities. Eliminates the Client Specific Emergency Services cash appropriation that was no longer utilized. Transfers the Community Services and Nonprofit Support cash appropriation to Education Department due to Transformation enacted in 2019.                  | Agency Operations Appropriation         |
|     | 524                | SB38   | DHS - Division Of Aging, Adult, And Behavioral Health Services | Transfer 9 positions from the Division of Developmental Disabilities Services.   | Agency Operations Appropriation         |
|     | 527                | SB56   | DHS - Division Of Child Care And Early Childhood Education     | Transfer 5 positions from the Division of Developmental Disabilities Services.   | Agency Operations Appropriation         |
|     | 600                | HB1098   | DHS - Division Of Provider Services And Quality Assurance      | Transfer 4 positions from the Division of Developmental Disabilities Services.   | Agency Operations Appropriation         |
|     | 525                | SB41   | DHS - Division Of Youth Services                               | Transfer 4 positions from the Division of Developmental Disabilities Services.   | Agency Operations Appropriation         |
|     | 528                | SB57   | DHS - Division Of Developmental Disabilities Services          | Transfer 27 positions to the Division of Developmental Disabilities Services.  | Agency Operations Appropriation         |
| GL6 | 918                | SB164  | Agriculture Department   | Adds 8 positions and an appropriation for \$750,000 for the Meat Inspection Program created by Act 418 of 2021. Amends Plant Board for increased overtime for peanut inspections by \$150,000 for a total of \$200,000. Amends Forestry Commission by adding \$50,000 general revenue for fire protection districts. | Agency Operations Appropriation         |
| GL7 | <i>Not Enacted</i> | <i>HB1565</i>  | <i>DFA - Disbursing</i>  | <i>Added \$500,000 in miscellaneous federal grant appropriation for Fiscal Year 2021.</i>  | <i>Not Enacted</i>                      |
| GL8 | 842                | SB111  | Education Department   | Provides \$594 million in additional federal appropriation, for a total of \$1.28 billion, for additional funding from the Coronavirus Response and Relief funding.  | Agency Operations Appropriation         |

## Governors Letters - 2021 Regular Session

| No.   | Act  | Bill   | Agency/Institution   | Purpose   | Type of Act                     |
|-------|------|--------|--|---|---------------------------------|
| GL9   | 1000 | HB1207 | Environmental Quality  | Reduced 14 unfilled positions   | Operations                      |
|       | 526  | SB45   | Geological Survey  | Reduced 2 unfilled positions  | Operations                      |
|       | 836  | HB1071 | Transf. & Shared Svcs  | Reduced 15 unfilled positions   | Operations                      |
|       | 529  | SB97   | Inspector General  | Reduced 2 unfilled positions  | Operations                      |
| GL10  | 995  | HB1208 | Public Safety - Division of State Police                               | Provides and additional \$204,600 in general revenue appropriation for the State Police Cold Case Squad.  | Agency Operations Appropriation |
| GL11  | 456  | HB1083 | Disability Determination   | Amends Operations appropriation to provide an additional 20 positions, \$5.5 million federal appropriation for salaries and operations, and special language that provides a pool of 250 positions requiring ALC or JBC approval for expanded federal funded programs | Agency Operations Appropriation |
| GL12  | 770  | SB67   | Commerce - Division of Workforce Services                              | Amends Unemployment Benefits appropriation to add \$2 billion \$545 million in appropriation authority.   | Agency Operations Appropriation |
| GL13  | 699  | SB110  | Department of Education-Division of Higher Education                   | Completes the transfer of appropriation from DHS Secretary's Office   | Agency Operations Appropriation |
| GL-14 | 833  | HB1219 | Department of Labor & Licensing-Boards & Commissions                   | HVAC Licensing Board  | Agency Operations Appropriation |
| GL-15 | 771  | SB51   | Department of Veterans Affairs   | Upgrade 2 Cemetery Manager positions  | Agency Operations Appropriation |
| GL-16 | 750  | HB1181 | Department of Health   | Upgrade 10 Plumbing Inspector positions   | Agency Operations Appropriation |
| GL-17 | 1006 | SB158  | Department of Education-Elementary & Secondary Ed – Public School Fund | Increase Department of Correction line item by \$2,247,901 to support Riverside Vo Tech program   | Agency Operations Appropriation |
| GL-18 | 870  | HB1206 | Department of Corrections-Division of Correction                       | Reorganizes Riverside Vo Tech School into the Corrections School System   | Agency Operations Appropriation |
| GL-19 | 1001 | HB1146 | Department of Corrections-Division of Community Correction             | Standardize DOC Holiday Compensation language   | Agency Operations Appropriation |
| GL-20 | 997  | HB1106 | Department of Finance & Administration-Disbursing Officer              | Disaster Assistance Grants  | DFA - Disbursing Appropriation  |

## Personnel Related Legislation Enacted - 2021 Regular Session

### Pay Grades for State Departments and Agencies

| General Salary Pay Grid (GS) |              |               |               |
|------------------------------|--------------|---------------|---------------|
| Grade                        | Min          | Mid           | Max           |
| GS1                          | \$ 22,880.00 | \$ 26,950.00  | \$ 31,900.00  |
| GS2                          | \$ 23,335.00 | \$ 28,585.00  | \$ 33,835.00  |
| GS3                          | \$ 26,034.00 | \$ 31,892.00  | \$ 37,749.00  |
| GS4                          | \$ 29,046.00 | \$ 35,581.00  | \$ 42,116.00  |
| GS5                          | \$ 32,405.00 | \$ 39,696.00  | \$ 46,987.00  |
| GS6                          | \$ 36,155.00 | \$ 44,290.00  | \$ 52,424.00  |
| GS7                          | \$ 40,340.00 | \$ 49,417.00  | \$ 58,493.00  |
| GS8                          | \$ 45,010.00 | \$ 55,137.00  | \$ 65,264.00  |
| GS9                          | \$ 50,222.00 | \$ 61,522.00  | \$ 72,821.00  |
| GS10                         | \$ 56,039.00 | \$ 68,648.00  | \$ 81,256.00  |
| GS11                         | \$ 62,531.00 | \$ 76,600.00  | \$ 90,669.00  |
| GS12                         | \$ 69,776.00 | \$ 85,476.00  | \$ 101,175.00 |
| GS13                         | \$ 77,862.00 | \$ 95,381.00  | \$ 112,899.00 |
| GS14                         | \$ 86,887.00 | \$ 106,437.00 | \$ 125,986.00 |
| GS15                         | \$ 96,960.00 | \$ 118,776.00 | \$ 140,592.00 |

Jobs with College Degrees Start at GS6

| Senior Executive Pay Grid (SE) |               |               |
|--------------------------------|---------------|---------------|
| Grade                          | Min           | Max           |
| SE1                            | \$ 108,110.00 | \$ 147,200.00 |
| SE2                            | \$ 120,543.00 | \$ 157,100.00 |
| SE3                            | \$ 134,406.00 | \$ 167,000.00 |
| SE4                            | \$ 149,862.00 | \$ 181,500.00 |
| SE5                            | \$ 167,096.00 | \$ 201,700.00 |

Pay can be affixed anywhere within range.  
Governor can approved up to 50% over Maximum.

| Information Technology Pay Grid (IT) |               |               |               |
|--------------------------------------|---------------|---------------|---------------|
| Grade                                | Min           | Mid           | Max           |
| IT1                                  | \$ 33,403.00  | \$ 40,918.00  | \$ 48,434.00  |
| IT2                                  | \$ 37,266.00  | \$ 45,650.00  | \$ 54,035.00  |
| IT3                                  | \$ 41,578.00  | \$ 50,933.00  | \$ 60,288.00  |
| IT4                                  | \$ 46,391.00  | \$ 56,829.00  | \$ 67,266.00  |
| IT5                                  | \$ 51,762.00  | \$ 63,408.00  | \$ 75,054.00  |
| IT6                                  | \$ 57,755.00  | \$ 70,750.00  | \$ 83,745.00  |
| IT7                                  | \$ 64,445.00  | \$ 78,945.00  | \$ 93,445.00  |
| IT8                                  | \$ 71,704.00  | \$ 87,837.00  | \$ 103,970.00 |
| IT9                                  | \$ 80,242.00  | \$ 98,297.00  | \$ 116,351.00 |
| IT10                                 | \$ 89,541.00  | \$ 109,688.00 | \$ 129,834.00 |
| IT11                                 | \$ 99,920.00  | \$ 122,402.00 | \$ 144,884.00 |
| IT12                                 | \$ 111,504.00 | \$ 136,592.00 | \$ 161,680.00 |

Information Technology Specific Positions Only

| MEDICAL PROFESSIONAL (MP) |           |           |           |
|---------------------------|-----------|-----------|-----------|
| Grade                     | Min       | Mid       | Max       |
| MP1                       | \$63,830  | \$75,958  | \$88,058  |
| MP2                       | \$71,403  | \$85,683  | \$99,964  |
| MP3                       | \$79,879  | \$96,654  | \$113,428 |
| MP4                       | \$89,368  | \$109,029 | \$128,690 |
| MP5                       | \$99,991  | \$122,989 | \$145,987 |
| MP6                       | \$111,884 | \$138,736 | \$165,588 |
| MP7                       | \$125,200 | \$156,500 | \$187,800 |
| MP8                       | \$140,109 | \$176,537 | \$212,966 |
| MP9                       | \$156,804 | \$199,140 | \$241,478 |
| MP10                      | \$175,620 | \$224,033 | \$270,455 |

Nurses, Physicians, Pharmacists, Dentist, Medical Specialist

### Pay Grades for Institutions of Higher Education

| Pay Grade | Minimum  | 15%      | Midpoint | 30%      | Maximum   |
|-----------|----------|----------|----------|----------|-----------|
| C101      | \$22,880 | \$26,312 | \$27,882 | \$29,744 | \$32,885  |
| C102      | \$23,138 | \$26,609 | \$28,669 | \$30,079 | \$34,200  |
| C103      | \$23,168 | \$26,643 | \$29,368 | \$30,118 | \$35,568  |
| C104      | \$23,198 | \$26,678 | \$30,095 | \$30,157 | \$36,991  |
| C105      | \$23,227 | \$26,711 | \$30,849 | \$30,195 | \$38,471  |
| C106      | \$23,257 | \$26,746 | \$31,633 | \$30,234 | \$40,009  |
| C107      | \$23,287 | \$26,780 | \$32,448 | \$30,273 | \$41,610  |
| C108      | \$23,548 | \$27,080 | \$33,411 | \$30,612 | \$43,274  |
| C109      | \$23,880 | \$27,462 | \$34,443 | \$31,044 | \$45,005  |
| C110      | \$24,214 | \$27,846 | \$35,509 | \$31,478 | \$46,805  |
| C111      | \$24,546 | \$28,228 | \$36,612 | \$31,910 | \$48,678  |
| C112      | \$25,773 | \$29,639 | \$38,199 | \$33,505 | \$50,625  |
| C113      | \$27,062 | \$31,121 | \$39,856 | \$35,180 | \$52,650  |
| C114      | \$28,415 | \$32,677 | \$41,585 | \$36,940 | \$54,756  |
| C115      | \$29,836 | \$34,311 | \$43,391 | \$38,787 | \$56,946  |
| C116      | \$31,327 | \$36,026 | \$45,275 | \$40,725 | \$59,224  |
| C117      | \$32,894 | \$37,828 | \$47,243 | \$42,762 | \$61,593  |
| C118      | \$34,538 | \$39,719 | \$49,297 | \$44,900 | \$64,056  |
| C119      | \$36,265 | \$41,705 | \$51,442 | \$47,145 | \$66,619  |
| C120      | \$38,079 | \$43,790 | \$53,681 | \$49,502 | \$69,283  |
| C121      | \$39,983 | \$45,980 | \$56,019 | \$51,978 | \$72,055  |
| C122      | \$41,982 | \$48,280 | \$58,459 | \$54,577 | \$74,937  |
| C123      | \$44,081 | \$50,694 | \$61,008 | \$57,306 | \$77,934  |
| C124      | \$46,285 | \$53,227 | \$63,668 | \$60,170 | \$81,052  |
| C125      | \$48,599 | \$55,889 | \$66,446 | \$63,179 | \$84,294  |
| C126      | \$51,030 | \$58,684 | \$69,347 | \$66,338 | \$87,665  |
| C127      | \$53,581 | \$61,618 | \$72,376 | \$69,655 | \$91,172  |
| C128      | \$56,259 | \$64,698 | \$75,539 | \$73,137 | \$94,819  |
| C129      | \$59,072 | \$67,933 | \$78,842 | \$76,794 | \$98,612  |
| C130      | \$62,026 | \$71,330 | \$82,291 | \$80,634 | \$102,556 |

## **Personnel Related Legislation Enacted – 2021 Regular Session**

### **The Uniform Classification and Compensation Act for State Departments and Agencies Act 661 of 2021 (HB1753)**

- A number of job titles were changed to correct references due to the Transformation bill from the 92nd General Assembly combining Agencies into one Department.
- Entry level of Grade GS01 was increased from \$22,000 to \$22,880 to meet the current state minimum wage of \$11 per hour.
- New language was added in Arkansas Code 21-5-209 (g)(2)(A) that provides the ability to pay “Specialized Physicians” up to 50% over the current salary maximum for their grade with approval of the Arkansas Legislative Council or Joint Budget Committee.
- New language was added in Arkansas Code 21-5-214 (g)(1)(A) which was amended to require the Office of Personnel Management’s (OPM) approval before an agency may reduce a demoted employees salary less than 10%, allows employees to voluntarily take a pay cut of larger than 10% when demoted, and allows employees who are reclassified to a lower grade through reorganization or other process through, no fault of the employee, to keep their current salary upon approval of the Office of Personnel Management (OPM).
- The OPM Swap Pool in 21-5-225 (a)(1) was lowered from 1,000 positions to 700 positions.
- The OPM Growth Pool in 21-5-225 (b)(1) was increased from 200 to 500 positions.
- The OPM Growth Pool in 21-5-225 (e)(1) for exempt agencies (Constitutional, Judicial, and Legislative agencies) was increased from 10 positions to 20 positions.

### **Uniform Classification and Compensation Act for the Institutions of Higher Education Act 496 of 2021 (SB345)**

- The Institutions of Higher Education’s Pay Plan entry level (or minimum amount) for grades C101 and C102 were increased by 10% to adjust to the latest minimum pay wage rate increase, grades C103 to C107 entry levels were each increased by \$30 dollars above the grade immediately below it, C108 to C130 entry level were all adjusted upward by 2% compared to the old pay grade, and all the maximum amount for pay grade levels C101 to C130 were increased by 2% when compared to the old pay grade.
- Amended 21-5-1409 (b) that allows for the institutions to provide a 2% increase to classified employees upon certification of sufficient funds. Language was also added that the employee may be paid a lump sum instead of a salary increase.
- ACA 21-5-1418, that allowed for Information Technology classifications to be paid based on labor market conditions, was repealed because Information Technology (IT) classifications were moved over to the unclassified pay structure.

## **Personnel Related Legislation Enacted – 2021 Regular Session**

### **The Identification and Elimination of Unused and Unnecessary Positions**

#### **Act 796 of 2021 (HB1779)**

- The Office of Personnel Management (OPM) is responsible for identifying all positions that have been vacant for 2 years or more as of June 15, 2021. The positions that are identified shall not be filled or otherwise used without the prior approval of the Arkansas Legislative Council (ALC).
- Positions that are not approved by ALC to be continued shall be submitted to the next General Assembly during fall budget hearings as positions to be eliminated. OPM shall make the vacant positions report to ALC June 15th each year.
- The Act requires ALC to study state employee position management, control, and efficiencies to identify means in which the state can increase efficiency and transparency in state budgeting. This report is to be filed with ALC no later than December 1, 2022.

### **The Arkansas Public Service Internship Program**

#### **Act 379 of 2021 (SB118)**

- Created 200 Extra Help positions were established under direction of the Department of Transformation and Shared Services to be used at various Departments and Divisions to establish an internship program.
- The Public Service Internship Program will utilize graduate and undergraduate students to perform duties for the Departments and Divisions to gain practical experience in state government responsibilities and operations.

### **To Increase the State Contribution to the State and Public School Life and Health Insurance Program**

#### **Act 654 of 2021 (HB1766)**

- Arkansas Code 21-5-414(b) is amended to increase the allowable maximum contribution amount paid for budget state employee positions to the Employment Benefits Division to partially defray the cost of State and Public School employee and retiree insurance from \$450 to \$550.

### **An Act to Amend the Freedom of Information Act of 1967**

#### **Act 658 of 2021 (HB1626)**

- Amends Arkansas Code 25-19-105 (c)(3) to no longer require public employees to be notified when their salary has been requested as part of an Freedom of Information (FOI) request.
- The language has also been amended that public employees whose salary has been requested as part of an FOI request, are no longer entitled to seek and opinion from the Attorney General stating whether the FOI request is consistent with the intent of 25-19-105.

## **Personnel Related Legislation Enacted – 2021 Regular Session**

### **An Act to Amend the Law Concerning Public Employees; to Prohibit Collective Bargaining. Act 612 of 2021 (SB341)**

- Amends Arkansas Code 11-4-205 to prohibit Collective Bargaining by public employees as defined in Arkansas Code 21-1-801.
- Public Employees defined in 21-1-801 do not include Public Safety Officers, Law Enforcement Officers, Firefighters, or Public Transit workers whose public employer is a recipient of grant monies from the Federal Transit Administration.
- Public Employees who are included in the ban on Collective Bargaining include employees of agencies, departments, judicial and constitutional offices, state supported higher education institutions and public school districts.

### **Member Contributions Under the Arkansas Public Employees Retirement System. Act 365 of 2021 (HB1348)**

- This Act amends Arkansas Code 24-4-401(b) and 24-4-1102(a) for member contributions to Arkansas Public Employees Retirement System (APERS) to be increased .25% each year beginning July 1, 2022, until the total contribution reaches 7%.

### **An Act to Amend the Law Concerning Final Average Compensation Under the Arkansas Public Employees Retirement System.**

#### **Act 370 of 2021 (HB1346)**

- This act amends Arkansas Code 24-4-623 and added 24-4-623 to change the retirement calculation of the final average of compensation for employees hired on or after July 1, 2022. The new final average compensation will be based on the 5 highest years' salary, instead of the 3 highest years' salary, for the employee.
- Employees hired before July 1, 2022 retirement calculation of the final average of compensation shall remained based on the 3 highest years' salary.

### **An Act to Amend the Law Concerning the Duration of Participation in APERS DROP Act 518 of 2021 (HB1281)**

- This Act amends Arkansas Code 24-4-802 to change the length of the Arkansas Public Employees' Retirement System (APERS) Deferred Retirement Option Plan (DROP) participation from 7 years to 10 years.

### **Transfer of the Duties of the State Public School Life and Health Insurance Board to the State Board of Finance**

#### **Act 1004 of 2021 (SB693)**

- Abolished the State and Public School Life and Health Insurance Board and transfer of duties and responsibilities to State Board of Finance.
- All actions taken by the State and Public School Life and Health Insurance Board with regard benefits, premiums, deductibles, or cost-containment measures to take effect January 1, 2022, or after are subject to change, or other action by the State Board of Finance and shall be submitted to the Legislative Council for approval before implementation.



# 2021 Regular Session Fiscal Legislation Summary

## Cabinet Departments

### ***DEPARTMENT OF AGRICULTURE***

#### **Agriculture**

Act 918 (SB164)

- The Department has a total authorized appropriation of \$79,544,925 in FY2022 with (602) authorized positions and is funded with Special Revenues, General Revenue, Cash Funds and Federal Funds.
- Governor's Letter #6 added \$750,000 appropriation for Meat Inspection Program, created by Act 418 of 2021, paid from State Meat Inspection Program Fund with 8 additional positions and personnel upgrades and title changes.
- Governor's Letter #6 also added \$150,000 for Overtime for peanut inspections and a new \$50,000 appropriation for Rural Fire Protection.
- An amendment added \$743,399 for the Meat Inspection Program paid from general revenue through the Miscellaneous Agencies Fund Account.
- Amendment added appropriation for \$3,000,000 for Feral Hog Eradication per Act 692 of 2021.
- Amendments provided appropriation of \$829,272 for fair funding paid from Agri Fair Fund per Act 700 of 2021 and special language was added to cover Fair Fund Transfers.

#### **Natural Resources Commission**

Act 39 (HB1178)

- The Commission has a total authorized appropriation of \$127,892,927 in FY2022 with (71) authorized positions and is funded with Special Revenues, Federal Revenue, Cash Funds and General Revenue.

### ***DEPARTMENT OF COMMERCE***

#### **Economic Development Commission**

Act 1010 (SB132)

- The Cabinet Department has a total authorized appropriation of \$488,323,402 in FY2022 with (131) authorized positions and is funded with Bond Proceeds, Federal Revenue, General Revenue and Cash Funds.
- Amendment deletes 16 Extra Help positions including a decrease in appropriation of \$6,923, increases Office of Skills Development appropriation, payable from miscellaneous funds, by \$65,016 and increases Construction Industry Craft Training Program appropriation, payable from permit surcharges for construction projects, by \$7,848.

## **Aeronautics Division**

### Act 7 (SB58)

- The Division has a total authorized appropriation of \$27,649,424 in FY2022 with (5) authorized positions and is funded with Federal Revenue, Special Revenue (a tax on the sale of aviation fuels and aviation related products sold in the state) and Fund Balances.

## **Bank Department**

### Act 53 (HB1092)

- The Division has a total authorized appropriation of \$10,655,808 in FY2022 with (72) authorized positions and is funded with Special Revenue (generated by semi-annual assessments of all financial institutions under the supervisory authority of the Division) and Fund Balances.

## **Development Finance Authority**

### Act 191 (HB1091)

- The Division has a total authorized appropriation of \$64,124,206 in FY2022 with (56) authorized positions and is funded with Federal Revenue, Cash Funds (bond proceeds and funds generated by ADFA programs) and Fund Balances.

### Act 548 (SB449)

- Establishes a \$5,000,000 appropriation for FY2022, payable from the Miscellaneous Agencies Fund Account, for a grant or transfer to the Arkansas Housing Trust Fund.

## **Insurance Department**

### Act 546 (SB54)

- The Division has a total authorized appropriation of \$96,821,748 in FY2022 with (189) authorized positions and is funded with Fund Balances, Trust Funds (interest income, earnings, adjustments, grants refunds, gifts), Miscellaneous Revolving Funds (employer workers' compensation benefits contributions), Federal Revenue and Special Revenue (fees, premiums collected).
- Amendment removes special language pertaining to Arkansas Works and Arkansas Health Insurance Marketplace Restrictions.

## **Rehabilitation Services**

### Act 207 (HB1090)

- Rehabilitation Services, including State Services for the Blind, has a total authorized appropriation of \$68,664,837 in FY2022 with (445) authorized positions and is funded with Federal Revenue, General Revenue, Fund Balances, Special Revenue, Cash Funds and program income from cafeteria fees, contributions, reimbursements, interest income and institutional services.

### Act 580 (SB444)

- Establishes a \$2,000,000 appropriation for FY2022, payable from the Miscellaneous Agencies Fund Account, for World Services for the Blind Adult Education Programs.

### **Securities Department**

Act 52 (HB1093)

- The Division has a total authorized appropriation of \$3,835,773 in FY2022 with (37) authorized positions and is funded with Fund Balances, Special Revenue from filing fees, fines and Cash Funds.

### **Waterways Commission**

Act 51 (HB1094)

- The Commission has a total authorized appropriation of \$7,315,791 in FY2022 with (3) authorized positions and is funded with Ad Valorem Taxes, Fund Balances and General Revenue.

### **Workforce Services Division**

Act 770 (SB67)

- The Division has a total authorized appropriation of \$5,259,615,057 in FY2022 with (924) authorized positions and is funded with Federal Revenue, Educational Excellence Trust Funds, the Stabilization Tax, General Revenue, Employer Penalties and Interest, Career and Technical Education Public School Fund, Advance Interest Funds and Fund Balances.
- Governor's Letter #12 increases the UI Benefits Non- Employee Cash \$455 million line item to \$3 billion for federally paid benefits payments, and changes the name of the "TAA Vendor Payments" appropriation to "Trade Adjustment Assistance Program".

## ***DEPARTMENT OF CORRECTION***

### **Division of Correction**

Act 870 (HB1206)

- The Cabinet Department has a total authorized appropriation of \$497,073,907 in FY2022 with (4,817) authorized positions and is funded from General Revenue, Special Revenue from fees, Cash Funds and State Central Services Funds.
- Governor's Letter #18 removed Riverside Vocational Technical School from the Division of Correction and Act 497 of 2021 transferred it to the Department of Education-Corrections School System.
- Amendment established that the Division provide funding up to \$100,000 for a prosecuting attorney to prosecute cases within DOC facilities.
- Amendment to special language restricted in-agency appropriation transfers to the Inmate Care and Custody Professional Fees and Services line item only for operations of new facilities.

### **Division of Community Correction**

Act 1001 (HB1146)

- The Division has a total authorized appropriation of \$114,520,969 in FY2022 with (1,475) authorized positions and is funded with General Revenue and Cash Funds.
- Governor's Letter #19 amended special language which removed timeframe restrictions for paying employees for holiday leave balances.
- Amendment added 7 additional positions for probation officers and DOC analysts along with \$380,559 in appropriation for salary and match.

### **Parole Board**

Act 30 (SB79)

- The Board has a total authorized appropriation of \$2,301,083 in FY2022 with (24) authorized positions and is funded with General Revenue.

### **Sentencing Commission**

Act 28 (SB92)

- The Commission has a total authorized appropriation of \$409,845 in FY2022 with (3) authorized positions and is funded with General Revenue.

## ***DEPARTMENT OF EDUCATION***

### **Division of Elementary & Secondary Education**

Act 842 (SB111)

- The Cabinet Department has a total authorized appropriation of \$1,609,501,067 in FY2022 with (392) authorized positions and is funded with Federal Revenue, Fund Balances, Cash Funds and General Revenue.
- Governor's Letter #8 adds additional appropriation to the Federal Elementary and Secondary Education for Operating Expenses of \$81,463,828 and Entitlement Grant Programs of \$512,965,581 to provide for anticipated federal funding given to ADE for pandemic relief programs.
- An additional position and corresponding appropriation of \$90,000 in salary and match are added for an Educator Ombudsman position to assist ADE with the implementation of the science of reading initiatives.

Act 542 (SB409)

- This appropriation act provides \$500,000 for FY2022 in appropriation for the Department of Education - Division of Elementary and Secondary Education, paid by the Division of Elementary and Secondary Education Fund Account for a grant for state-wide in-school, summer, and after school programs administered by the Save the Children organization.

### **Educational Television Division (AETN)**

Act 111 (HB1078)

- The Division has a total authorized appropriation of \$14,525,596 in FY2022 with (102) authorized positions and is funded with Cash Revenues, General Revenue and Fund Balances.

### **Career and Technical Education Division**

Act 603 (HB1167)

- The Division has a total authorized appropriation of \$56,094,646 in FY2022 with (46) authorized positions and is funded with Public School Funds, Fund Balances, Federal Revenue, Educational Excellence Trust Fund and General Revenue.

## **Higher Education Division**

### Act 699 (SB110)

- The Division has a total authorized appropriation of \$109,171,873 in FY2022 with (128) authorized positions and is funded with General Revenue, Fund Balances, Education Excellence Trust Fund Revenues, Federal Revenue and Special Revenues.
- Governor's Letter #13 transferred the AmeriCorps Program administration costs totaling \$11,030 from the Department of Human Services to the Cash In Treasury Appropriation.
- A new \$400,000 appropriation is added for Graduate Medical Education Residency Expansion Board to provide for planning grants to be paid from the recently established "Graduate Medical Education Fund" for entities to explore adding new Medical Education Residency programs in the state.
- An additional 4 positions are added along with corresponding salary and match of \$739,609 to Northwest Technical Institute for the establishment of a total of 12 total positions for a Commercial Drivers' Licensing Training program.
- Amendment deleted special language which restricted the advertising and promotion of the Arkansas Health Insurance Marketplace.

### Act 338 (SB392)

- Appropriates \$4,000,000 for FY2022 from the Higher Education Grants Fund for grants for scholarships to Historically Black Colleges and Universities and for outreach programs to promote awareness of those programs.

## **Martin Luther King, Jr. Commission**

### Act 14 (HB1079)

- The Commission has a total authorized appropriation of \$408,996 in FY2022 with (4) authorized positions and is funded with General Revenue and Cash Funds.

## **Public School Academic Facilities and Transportation Division**

### Act 99 (SB43)

- The Division has a total authorized appropriation of \$218,025,973 in FY2022 with (31) authorized positions and is funded with Fund Balances, General Revenue, the Education Partnership Fund and transfers from the Public School Fund.

## **Public School Fund (K-12 Funding)**

### Act 1006 (SB158)

- The Division has a total authorized appropriation of \$3,167,194,465 in FY2022 with (54) authorized positions and is funded with the Department of Education Public School Fund, Educational Adequacy Fund, Educational Excellence Trust Fund and Fund Balances.
- Governor's Letter #17 transferred the Riverside Vocational School to the Department of Corrections School District in the Public School Fund. Includes increases in 3 line items of the Public School Fund - \$2,247,901 is added in the Department of Correction, \$72,800 is added in Public School Employee Insurance, and \$110,000 is added to the Teacher Retirement Matching line
- Governor's Letter #17 added \$1,500,000 to the OE Public Charter Facilities Aid funding line due to increased eligibility of charter schools for facilities aid.

- Governor's Letter #17 replaced the Enhanced Salary line item with a new line item titled "Teacher Salary Equalization" at \$25,000,000 in FY2022, to provide aid to school districts that is aimed at increasing average teacher salaries in the state.
- Governor's Letter #17 added a supplemental appropriation for \$20,000,000 in FY2021 to be transferred to the Employee Benefits Division for Additional Public School Employee Insurance.
- Governor's Letter #17 revised special language for transfer authority to provide that the Secretary of the Department of Education is now authorized to approve proposals for appropriation transfers from Public School Fund Appropriation across the Division of Elementary and Secondary Education.

### **Schools for the Blind and Deaf**

Act 109 (HB1144)

- The Division has a total authorized appropriation of \$21,378,557 in FY2022 with (257) authorized positions and is funded with General Revenue, Fund Balances, Federal Revenues and Cash Funds.

### **State Library**

Act 44 (HB1145)

- The Division has a total authorized appropriation of \$12,889,078 in FY2022 with (50) authorized positions and is funded with Public School Funds, General Revenue, Federal Revenue, Fund Balances and Other Funds.

## ***DEPARTMENT OF ENERGY AND ENVIRONMENT***

### **Division of Environmental Quality**

Act 1000 (HB1207)

- The Division has a total authorized appropriation of \$176,064,150 in FY2022 with (429) authorized positions and is funded with Special Revenue from various fees and penalties; Federal Revenue from grants from the Environmental Protection Agency and US Department of the Interior; and General Revenue.
- Amendment removed special language concerning payment of fees by a public facilities board or a public water authority due to Act 441 of 2021 placing the provision in Arkansas Code.
- Governor's Letter #9 surrendered 14 positions and \$562,118 in Regular Salaries and Personal Services Matching appropriation.
- Amendment creates a new appropriation section for \$2,000,000 for the new Designated Environmental Site Remediation Program.
- Amendment creates a new appropriation for \$5,000,000 for the new Alternative Fuels Vehicle Charging and Infrastructure Program.

### **Geological Survey**

Act 526 (SB45)

- The Agency has a total authorized appropriation of \$1,887,361 in FY2022 with (16) authorized positions and is funded with General Revenue, Federal Revenue, and Non-revenue Receipts from sale of maps to the public.
- Governor's Letter #9 surrendered 2 positions and \$75,213 in Regular Salaries and Personal Services Matching appropriation.

### **Liquefied Petroleum Gas Board**

Act 33 (SB48)

- The Board has a total authorized appropriation of \$513,665 in FY2022 with (6) authorized positions and is funded with Special Revenue from license, permit, and inspection fees.

### **Oil and Gas Commission**

Act 108 (HB1076)

- The Commission has a total authorized appropriation of \$16,929,370 in FY2022 with (31) authorized positions and is funded with Special Revenue from oil and gas assessments, permit and application fees, and brine taxes.

## ***DEPARTMENT OF FINANCE AND ADMINISTRATION***

### **Finance and Administration**

Act 834 (HB1105)

- The Cabinet Department has a total authorized appropriation of \$1,514,273,228 in FY2022 with (1,850) authorized positions and is funded with State Central Services Funds, Federal Funds, Cash Funds, Fund Balances, Non-Revenue Receipts, Inter-agency Transfers, General Revenue, Tax Refunds and Special Revenues.

### **Assessment Coordination Division**

Act 726 (SB69)

- The Division has a total authorized appropriation of \$19,225,125 in FY2022 with (32) authorized positions and is funded with fund transfers to the Real Property Reappraisal Fund from the Public School Fund, Municipal Aid Funds, County Aid Funds, Fund Balances, Ad Valorem Taxes, General Revenue, County Assessors Continuing Education Fund and Cash Funds.

### **Child Support Enforcement**

Act 10 (HB1070)

- The Division has a total authorized appropriation of \$67,290,765 in FY2022 with (781) authorized positions and is funded with Federal Funds, General Revenue and State share of Temporary Assistance for Needy Families (TANF) collections.

### **Disbursing Officer**

Act 997 (HB1106)

- The Division has a total authorized appropriation of \$7,544,477,935 in FY2022 with no authorized positions and is funded with Special Revenue, State Administration of Justice Funds, General Revenue, Trust Funds, M&R proceeds and Workforce 2000 Funds.
- Amendment decreased Administration of Justice appropriation by \$1,881,861 and removes the “Constitutional Officers Fund for District Judges Program” line item from the allocation restrictions special language section.
- Amendment creates appropriations for FY2021 and FY2022 for federal funds related to the American Rescue Plan Act of 2021 and adds \$3.2 billion in appropriation each fiscal year. New special language requires all American Rescue Plan (ARP) federal money to

be expended using these new appropriations, which require General Assembly approval and requires a monthly report to ALC/JBC.

- Governor’s Letter #20 increases appropriation for Disaster Assistance Grants by \$3 million to match the increase in funding as amended by Act 372 of 2021. It also increased appropriation for Information Network of Arkansas by \$850,000 and Fire Protection Services – Additional Funding by \$1 million along with changing appropriation language for the Marketing and Redistribution Appropriation Section.

### **Regulatory Division**

Act 835 (HB1072)

- The Division has a total authorized appropriation of \$36,056,065 in FY2022 with (84) authorized positions and is funded with General Revenue, Cash Funds, Federal Funds and Special Revenue.
- Amendment deleted special language section related to Promotional Items line item in the Sales to Minors Enforcement – Cash Appropriation Section.

## ***DEPARTMENT OF HEALTH***

### **Health Department**

Act 750 (HB1181)

- The Cabinet Department has a total authorized appropriation of \$473,273,920 in FY2022 with (2,287) authorized positions and is funded with General Revenue, Federal Revenue, Special Revenue (licensing and certification fees), Fees (health-related documents and services provided by Local Health Units), Third Party Reimbursements (Medicaid, Medicare, private Insurance), Manufacturer Rebates, Fund Balances and Tobacco Settlement Funds.
- Amendment adds \$92,556 for two Health Program Specialist I GS06 positions, payable from the Department’s paying account, to staff the Suicide Hotline per Act 640 of 2021.
- Amendment removes special language pertaining to Arkansas Works and Arkansas Health Insurance Marketplace Restrictions.
- Governor’s Letter #16 increased the pay grades of Plumbing Inspectors from GS05 to GS07 with no associated appropriation increase.

### **Health Department - Tobacco Prevention and Cessation**

Act 50 (HB1096)

- The Health Department - Tobacco Prevention and Cessation has a total authorized appropriation of \$14,696,572 in FY2022 with (33) authorized positions and is funded with Tobacco Settlement Funds and Fund Balances.

### **Health Services Permit Agency**

Act 15 (HB1095)

- The Division has a total authorized appropriation of \$517,909 in FY2022 with (5) authorized positions and is funded with General Revenue, Special Revenue (fees from certificate of need applications) and Fund Balances.



## **Licensing and Regulation Boards**

### Act 769 (SB108)

- The Licensing and Regulation Boards has a total authorized appropriation of \$15,391,518 in FY2022 with (129) authorized positions and is funded with Cash Funds (license, renewal and examination fees), Special Revenue (fees, penalties), Fund Balances, General Revenue, Interest and Investments.
- Amendment adds \$75,000 in appropriation for Professional Fees for the State Board of Pharmacy to increase educational outreach and opportunities for licensees and permit holders, and \$325,000 for Pharmacy Student Loans/Scholarships, both payable from Cash funds.
- Amendment adds a new \$350,000 cash funded appropriation for a Full Independent Practice Credentialing Committee within the Department. Adds special language which amends AR Code to create a fund, adds language regarding fund collection and distribution, and stipulate per diem amount and conditions for Committee members per Act 412 of 2021.
- Amendment increases the Nursing Scholar Loan Program appropriation from \$50,000 to \$100,000, and adds special language to amend AR Code to increase the maximum nursing student loan annual limit from \$50,000 per year to \$100,000.

| <b>Board/Commission</b>                          | <b>Total Appropriation</b> | <b>Total Positions</b> | <b>Funding Source</b>   |
|--|----------------------------|------------------------|---|
| Acupuncture                                      | \$11,000                   | 0                      | Fund Balances<br>Cash (fees)  |
| Alcoholism & Drug Abuse Counselors Board         | \$31,966                   | 0                      | Fund Balances<br>Cash in State Treasury (fees)                                  |
| Athletic Training Board                          | \$20,517                   | 0                      | Fund Balances<br>Cash in State Treasury (fees)                                  |
| Chiropractic Examiners Board                     | \$189,987                  | 2                      | Fund Balances<br>Cash (fees)  |
| Examiners in Counseling Board                    | \$432,352                  | 4                      | Fund Balances<br>Cash (fees)  |
| Dental Examiners Board                           | \$417,513                  | 3                      | Fund Balances<br>Cash in State Treasury (fees)                                  |
| Dietetics Licensing Board                        | \$39,524                   | 1                      | Fund Balances<br>Cash (fees)  |
| Dispensing Opticians Board                       | \$50,442                   | 1                      | Fund Balances Special<br>Revenue (fees)   |
| Hearing Instrument Dispensers Board              | \$50,678                   | 0                      | Fund Balances<br>Cash (fees)  |
| Medical Board                                    | \$3,814,706                | 41                     | Fund Balances<br>Cash (fees)  |
| Nursing Board                                    | \$3,571,710                | 30                     | Fund Balances Special<br>Revenue (Fees,<br>donations)<br>Cash in State Treasury |
| Optometry Board                                  | \$182,301                  | 2                      | Fund Balances<br>Cash (fees)  |
| Pharmacy Board                                   | \$2,458,665                | 11                     | Fund Balances<br>Cash in State Treasury<br>(fees, penalties)                    |
| Physical Therapy Board                           | \$230,391                  | 2                      | Fund Balances<br>Cash (fees)  |
| Podiatric Medicine Board                         | \$6,240                    | 0                      | Fund Balances Cash<br>(fees, penalties)   |
| Psychology Board                                 | \$211,673                  | 2                      | Fund Balances Investments<br>Cash in State Treasury (fees)                      |
| Speech-Language Pathology<br>and Audiology Board | \$143,856                  | 1                      | Fund Balances<br>Cash in State Treasury<br>(fees, penalties)                    |
| Spinal Cord Commission                           | \$2,982,378                | 27                     | General<br>Revenue Federal<br>Revenue Fund<br>Balances Cash                     |
| Social Work Licensing Board                      | \$195,619                  | 2                      | Fund Balances Special<br>Revenue (fees)   |
| <b>Total</b>                                     | <b>\$15,041,518</b>        | <b>129</b>             |   |

### **Minority Health Commission**

Act 31 (SB53)

- The Commission has a total authorized appropriation of \$263,532 in FY2022 with (3) authorized positions and is funded with General Revenue, Fund Balances and Cash Funds

### **Minority Health Initiative**

Act 6 (SB49)

- The Minority Health Initiative of the Targeted State Needs Program has a total authorized appropriation of \$1,660,317 in FY2022 with (5) authorized positions and is funded with Tobacco Settlement Funds and Fund Balances.

### **Tobacco Settlement Commission**

Act 32 (SB52)

- The Commission has a total authorized appropriation of \$417,388 in FY2022 with (2) authorized positions and is funded with Tobacco Settlement Interest Earnings

## ***DEPARTMENT OF HUMAN SERVICES***

### **Secretary's Office**

Act 457 (HB1086)

- The Cabinet Department has a total authorized appropriation of \$83,700,500 in FY2022 with (691) authorized positions and is funded with Federal Funds, General Revenues, Fund Balances and Other Funds (cost allocation plan, reimbursements).
- Governor's Letter #5 deletes a total of 7 positions, with no associated appropriation, eliminating two positions entirely and moving the other five positions to the Division of Developmental Disabilities Services.
- Governor's Letter #5 also deletes two appropriation sections. The Community Service/Non-profit Support-Cash in Treasury appropriation of \$11,030 is moved to the Department of Education with the AmeriCorps program. The Client Specific Emergency Services-Cash appropriation of \$111,100 is being discontinued because it is no longer being utilized by the agency.

### **Aging, Adult, and Behavioral Health Services Division**

Act 524 (SB38)

- The Division has a total authorized appropriation of \$266,718,292 in FY2022 with (1,167) authorized positions and is funded with General Revenue, Federal Funds and Other Funds (grant funds, fees and fines, reimbursements).
- Amendment adds an additional appropriation of \$5 million for a Veterans Mental Health Grant Program.
- Governor's Letter #5 deletes a total of 18 positions, with no associated appropriation, eliminating nine positions entirely and moving the other nine positions to the Division of Developmental Disabilities Services.

### **Child Care and Early Childhood Education Division**

Act 527 (SB56)

- The Division has a total authorized appropriation of \$174,366,255 in FY2022 with (182) authorized positions and is funded with Federal Funds and General Revenue.
- Governor's Letter #5 deletes a total of 6 positions, with no associated appropriation, eliminating one position entirely and moving the other five positions to the Division of Developmental Disabilities Services.

### **Children and Family Services Division**

Act 335 (SB40)

- The Division has a total authorized appropriation of \$255,205,049 in FY2022 with (1,280) authorized positions and is funded with Federal Funds, General Revenue and Fund Balances.

### **County Operations Division**

Act 669 (HB1088)

- The Division has a total authorized appropriation of \$169,564,343 in FY2022 with (1,771) authorized positions and is funded with Federal Funds, General Revenue and Other Funds (collection, fees, reimbursements, Title XIX match).

Act 601 (HB1087) – Medicaid Tobacco Settlement Program

- The Program has a total authorized appropriation of \$2,382,602 in FY2022 with (40) authorized positions and is funded with Federal Funds and Tobacco Settlement Funds.

### **Developmental Disabilities Services Division**

Act 528 (SB57)

- The Division has a total authorized appropriation of \$193,183,906 in FY2022 with (2,586) authorized positions and is funded with General Revenue, Federal Funds and Other Funds (special education funds, targeted case management and Medicaid reimbursements).
- Governor's Letter #5 adds 27 Behavioral Health Aid positions, with no associated appropriation, from various other divisions within the department to continue the implementation of position upgrades at the Human Development Centers.

### **Medical Services Division**

Act 843 (SB55)

- The Division has a total authorized appropriation of \$9,075,922,786 in FY2022 with (110) authorized positions and is funded with Federal Funds, General Revenues, and Other State Funding Sources (including Medicaid Trust funds, provider fees, insurance premium tax, and drug rebates).
- Amendment changes the name of the program referenced in special language from "Arkansas Works" to "Arkansas Health and Opportunity for Me" per Act 530 of 2021.

Act 601 (HB1087) – Medicaid Tobacco Settlement Program

- The Program has a total authorized appropriation of \$210,051,181 in FY2022 with (1) authorized position and is funded with Federal Funds and Tobacco Settlement Funds.

### **Provider Services and Quality Assurance Division**

#### Act 600 (HB1089)

- The Division has a total authorized appropriation of \$19,313,518 in FY2022 with (192) authorized positions and is funded with General Revenue and Federal Funds.
- Governor's Letter #5 deletes 4 positions, with no associated appropriation, moving them to the Division of Developmental Disabilities Services.

#### Act 601 (HB1087) – Medicaid Tobacco Settlement Program

- The Program has a total authorized appropriation of \$1,162,716 in FY2022 with (20) authorized positions and is funded with Federal Funds and Tobacco Settlement Funds.

### **Youth Services Division**

#### Act 525 (SB41)

- The Division has a total authorized appropriation of \$67,618,498 in FY2022 with (103) authorized positions and is funded with General Revenue, Federal Funds and Other Funds (serious offender funds, rehab funds, targeted case management).
- Governor's Letter #5 deletes 4 positions, with no associated appropriation, moving them to the Division of Developmental Disabilities Services.

## ***DEPARTMENT OF INSPECTOR GENERAL***

#### Act 529 (SB97)

- The Cabinet Department has a total authorized appropriation of \$10,633,657 in FY2022 with (57) authorized positions and is funded with Federal Funds, General Revenue, and Cash Funds.
- Governor's Letter #9 surrenders (2) positions total with \$46,518 associated appropriation for salary and matching.

#### Act 588 (HB1567)

- Creates a new Independent Tax Appeals Commission within the Department. Adds an appropriation section totaling \$2,573,695 and a regular salary section with 9 positions payable from the State Central Services Fund per Acts 586 and 593 of 2021.

## ***DEPARTMENT OF LABOR AND LICENSING***

### **Labor Division**

#### Act 581 (SB121)

- The Division has a total authorized appropriation of \$8,609,617 in FY2022 with (94) authorized positions and is funded with Cash Funds, General Revenue, Fund Balances, Special Revenue and Inter-Agency Transfers.
- Two Extra-Help positions are added to the Department of Labor and Licensing Shared Services Extra Help Section by request of the Department.

### **Boards and Commissions**

#### Act 833 (HB1219)

- The Division has a total authorized appropriation of \$13,049,208 in FY2022 with (102) authorized positions and is funded with Cash Funds and Special Revenues.

- Gov. Letter #14 added an additional \$24,787 to the HVAC Licensing Board Operating Expenses Appropriation.
- Amendment for Motor Vehicle Commission - Operations appropriation is amended to remove the \$200,000 Grants and Aid line item to provide for the creation of the new Automotive Technologist Education Grants Appropriation of \$250,000 as a separately funded section per Act 504 of 2021.
- Amendment adds \$25,000 in appropriation for the Board of Collections Agencies Grants/Aid for Arkansas Northeastern College. Arkansas Code 17-24-305(b) is also amended by special language to provide \$25,000 each year to the Arkansas Northeastern College for nursing programs.

| <b>Board/Commission</b>                                 | <b>Total Appropriation</b> | <b>Total Positions</b> | <b>Funding Source</b>       |
|---|----------------------------|------------------------|-----------------------------|
| Abstracters' Board                                      | \$64,095                   | 1                      | Special Revenue             |
| Accountancy Board                                       | \$1,162,654                | 9                      | Cash Funds                  |
| Appraisers Licensing and Certification Board            | \$473,985                  | 4                      | Cash Funds                  |
| Athletic Commission                                     | \$172,009                  | 2                      | Cash Funds                  |
| Architects, Land. Architects and Interior Designers Bd. | \$383,400                  | 3                      | Cash Funds                  |
| Auctioneers Licensing Board                             | \$144,255                  | 1                      | Cash Funds                  |
| Bail Bonds Licensing Board                              | \$1,737,549                | 4                      | Special Revenue, Cash Funds |
| Barber Examiners Board                                  | \$258,855                  | 4                      | Cash Funds                  |
| Contractors' Licensing Board                            | \$1,909,778                | 18                     | Cash Funds                  |
| Collection Agencies Board                               | \$1,827,870                | 4                      | Cash Funds                  |
| Engineers and Surveyors Board                           | \$637,957                  | 6                      | Cash Funds                  |
| Fire Protection Licensing Board                         | \$217,634                  | 3                      | Cash Funds                  |
| HVAC Licensing Board                                    | \$670,231                  | 11                     | Special Revenues            |
| Home Inspector's Board                                  | \$78,784                   | 1                      | Cash Funds                  |
| Manufactured Home Commission                            | \$433,885                  | 3                      | Special Revenues            |
| Motor Vehicle Commission                                | \$756,318                  | 7                      | Special Revenues            |
| Real Estate Commission                                  | \$1,735,535                | 15                     | Cash Funds                  |
| Regulations for Professional Geologists Board           | \$59,662                   | 1                      | Cash Funds                  |
| Towing and Recovery Board                               | \$324,752                  | 5                      | Cash Funds                  |
| <b>TOTAL</b>  | <b>\$13,049,208</b>        | <b>102</b>             |                             |

### **Workers Compensation Commission**

Act 34 (SB47)

- The Commission has a total authorized appropriation of \$33,645,973 in FY2022 with (114) authorized positions and is funded with Fund Balances, Trust Fund Revenues and Cash Funds.

## ***DEPARTMENT OF THE MILITARY***

Act 42 (HB1149)

- The Cabinet Department has a total authorized appropriation of 93,223,706 in FY2022 with (547) authorized positions and is funded with Federal Funds and General Revenue.

## ***DEPARTMENT OF PARKS, HERITAGE, AND TOURISM***

### **Division of Heritage**

Act 832 (HB1220)

- The Division has a total authorized appropriation of \$69,245,697 in FY2022 with (227) authorized positions and is funded with General Revenue; Special Revenue derived from 45% of the 1/8 cent Conservation Tax and 80% of net Real Estate Transfer Tax collections; Federal Funds; Cash Funds from museum, gift shop and cultural center proceeds.
- Amendments create an appropriation section for a new Arkansas Cultural Institutions Trust Fund Grant Program for \$8,000,000 and adds new special language that allows transfers from the Arkansas Division of Heritage Special Fund Account to the Arkansas Cultural Institutions Fund
- Amendments create a new line item for grants and aid for \$20,000 to the Ouachita River Commission and adds new special language that directs the department to budget, allocate and expend grants to the commission

### **Capital Zoning District Commission**

Act 22 (SB144)

- The Commission has a total authorized appropriation of \$256,672 in FY2022 with (3) authorized positions and is funded with General Revenue and Cash Funds from fines.

### **Parks and Tourism Division**

Act 486 (SB156)

- The Division has a total authorized appropriation of \$168,499,336 in FY2022 with (744) authorized positions and is funded with Special Revenue from the Conservation Tax; Cash Funds from sales and rentals; General Revenue; and Federal Funds.
- Amendment clarified special language referencing the Tourism Division due to transformation.

# **DEPARTMENT OF PUBLIC SAFETY**

## **Public Safety**

Act 995 (HB1208)

- The Cabinet Department operations has a total authorized appropriation of \$49,819,466 in FY2022 with (95) authorized positions and is funded with General Revenue, Special Revenue from criminal fees and damage settlements and Cash Funds.
- Amendment created the Public Safety Equipment Grant Program appropriation of \$40,000,000 as established by Act 786 of 2021 .

## **Crime Information Center**

Act 995 (HB1208)

- The Division has a total authorized appropriation of \$7,326,488 in FY2022 with (50) authorized positions and is funded with General Revenue and Special Revenue from background check fees and DWI court fines.

## **Crime Laboratory**

Act 995 (HB1208)

- The Division has a total authorized appropriation of \$18,780,012 in FY2022 with (146) authorized positions and is funded with Federal Funds, General Revenue and Special Revenue from forfeitures of funds and properties and mandatory DNA sample fees.

## **Law Enforcement Standards & Training Commission**

Act 995 (HB1208)

- The Commission has a total authorized appropriation of \$4,318,901 in FY2022 with (49) authorized positions and is funded with General Revenue and Fees from the Public Safety Trust Fund and Law Enforcement Family Relief Trust Fund, special license fees and booking administration fees.
- Amendment provided appropriation in the amount of \$50,000 for the Law Enforcement Family Relief Trust Fund as established by Act 765 of 2021.

## **State Police Division**

Act 995 (HB1208)

- The Division has a total authorized appropriation of \$133,079,495 in FY2022 with (1041) authorized positions and is funded with General Revenue, Federal Funds, Special Revenues collected through background check and Arkansas Child Passenger Protection fees.
- Governor's Letter #10 added \$204,600 to the ASP-Operations appropriation for implementation of a Cold Case Squad.
- Amendment changed special language to increase the State Police emergency purchase limit from \$2,500 to \$50,000.

## **Emergency Management Division**

Act 40 (HB1166)

- The Division has a total authorized appropriation of \$221,396,353 in FY2022 with (109) authorized positions and is funded with Federal Funds, Special Revenues through special storage and transportation fees and General Revenue.



## ***DEPARTMENT OF TRANSFORMATION AND SHARED SERVICES***

### **Shared Services**

Act 1009 (SB68)

- The Cabinet Department has a total authorized appropriation of \$22,775,381 in FY2022 with (161) authorized positions and is funded with State Central Services Fund, Cash Funds and Special Revenue.
- Governor's Letter Amendment surrenders fifteen vacant positions and \$819,992 in associated appropriation.

### **Building Authority Division**

Act 37 (SB36)

- The Division has a total authorized appropriation of \$62,741,053 in FY2022 with (72) authorized positions and is funded with Fund Balances, Rent and Reimbursements, and transfers from the State Administration of Justice Fund and the State Central Services Fund.

### **Geographic Information Systems Division**

Act 35 (SB46)

- The Division has a total authorized appropriation of \$2,592,094 in FY2022 with (12) authorized positions and is funded with General Revenue, Fund Balances and Trust Funds.

### **Information Systems Division**

Act 836 (HB1071)

- The Division has a total authorized appropriation of \$119,578,806 in FY2022 with (216) authorized positions and is funded with Non-Revenue Receipts and Fund Balances.
- Governor's Letter Amendment surrendered four vacant positions and \$295,886 in associated appropriation.

## ***DEPARTMENT OF VETERANS' AFFAIRS***

Act 771 (SB51)

- The Department has a total authorized appropriation of \$27,856,196 in FY2022 with (311) authorized positions and is funded with Cash, General Revenue and Federal Funds.
- An amendment added \$300,000 in appropriation for Aid to County Veterans Services Offices.
- Governor's Letter #15 upgraded 2 Cemetery Manager positions from GS05 to GS07 with no associated appropriation.

# 2021 Regular Session Fiscal Legislation Summary

## Independents

### **ADMINISTRATIVE OFFICE OF THE COURTS**

#### Act 1008 (SB134)

- The Administrative Office of the Courts has a total authorized appropriation of \$26,242,261 in FY2022 with (133) authorized positions and is funded from the State Central Services Fund, Administration of Justice Fund, Federal Funds, and Special Revenues from a court technology fee and Cash funds from grants.

#### Act 23 (SB135)

- The Trial Court Administrator's (TCA's) have a total authorized appropriation of \$8,882,843 in FY2022 with (127) authorized positions and is funded from the Administration of Justice Fund.
- The Court Reporters have a total authorized appropriation of \$10,938,962 in FY2022 with (127) authorized positions and is funded from the Administration of Justice Fund and Real Estate Transfer Tax.
- The Juvenile Probation and Intake Officers have a total authorized appropriation of \$4,378,878 in FY2022 to provide reimbursements payable from the State Central Services Fund, for these county employees, for payments to the counties for a portion of the costs to employ Juvenile Probation and Intake Officers and for thirteen (13) Drug Court Intake Officers, who are state employees funded from the State Central Services Fund.

### **ATTORNEY GENERAL'S OFFICE**

#### Act 45 (HB1143)

- The Office of the Attorney General has a total authorized appropriation of \$48,567,889 in FY2022 with (167) authorized positions and is funded from the State Central Services Fund, Administration of Justice Fund and Federal Funds.

### **AUDITOR OF STATE**

#### Act 1 (HB1085)

- The General Appropriation Act has a total authorized appropriation of \$1,363,000 in FY2022 and is funded from the Constitutional Officers Fund for the payment of Judicial Expenses and Interim Expenses of the House and Senate.

#### Act 27 (SB93)

- The Auditor of State Operations and Unclaimed Property Program has a total authorized appropriation of \$33,146,194 in FY2022 with (31) authorized positions and is funded from the State Central Services Fund and Cash funds from property claims.

#### Act 8 (SB94)

- The Auditor acts as the disbursing officer for Continuing Education program appropriations of \$75,000 each in FY2022 for County Treasurers, County Collectors, Circuit Clerks and County Coroners.

Act 547 (SB122)

- The Deputy Prosecuting Attorneys have a total authorized appropriation of \$25,530,539 in FY2022 with (265) authorized positions and is funded from the State Central Services Fund.
- Amendment added 7 new positions and \$662,098 in salary and match appropriation.

### **BEEF COUNCIL**

Act 5 (SB39)

- The Council has a total authorized appropriation of \$1,067,076 in FY2022 with no authorized positions and is funded with Special Revenues comprised of a \$1 per head assessment on beef cattle on the purchaser at the point of sale and fund balances.

### **CATFISH PROMOTION BOARD**

Act 4 (SB37)

- The Board has a total authorized appropriation of \$120,000 in FY2022 with no authorized positions and is funded with Special Revenues comprised of a \$1 per ton assessment on catfish feed on the seller at the point of sale and fund balances.

### **CLAIMS COMMISSION**

Act 54 (HB1082)

- The Commission has a total authorized appropriation of \$2,858,788 in FY2022 with (10) authorized positions and is funded from the State Central Services Fund and the Miscellaneous Revolving Fund.

Act 698 (SB178)

- Provides appropriation for FY2021 for payment of approved claims and is funded from various agency funds.

### **CORN AND GRAIN SORGHUM PROMOTION BOARD**

Act 13 (HB1075)

- The Board has a total authorized appropriation of \$2,000,000 in FY2022 with no authorized positions and is funded with Special Revenues comprised of a 1¢ per bushel assessment on corn or grain sorghum at the first point of sale or when it enters the USDA loan program and fund balances.

### **COURT OF APPEALS**

Act 43 (HB1147)

- The Court of Appeals has a total authorized appropriation of \$5,717,277 in FY2022 with (49) authorized positions and is funded from the State Central Services Fund.

### **DISABILITY DETERMINATION FOR SOCIAL SECURITY ADMINISTRATION**

Act 456 (HB1083)

- The Agency has a total authorized appropriation of \$71,737,461 in FY2022 with (591) authorized positions and is funded with Federal Funds provided by the Social Security Administration.
- Governor's Letter #11 added 20 new positions and \$5.5 million in appropriation to fully incorporate an ongoing Miscellaneous Federal Grant program into the next fiscal year.

Also added a special language section to allow the agency, upon OPM approval and ALC/JBC review, to establish up to 250 pool positions.

### **ELECTION COMMISSIONERS BOARD**

Act 996 (HB1081)

- The Board has a total authorized appropriation of \$8,997,743 in FY2022 with (10) authorized positions and is funded from General Revenue and Election Filing Fees.
- Amendment added 3 new positions and 20 extra help positions with \$410,544 in appropriation for salaries and match, extra help and operating expenses. Also added new special language authorizing a fund transfer from the Nonpartisan Filing Fee Fund and amended AR Code to expand the use of this fund.

### **ETHICS COMMISSION**

Act 36 (SB44)

- The Commission has a total authorized appropriation of \$976,863 in FY2022 with (11) authorized positions and is funded with General Revenue.

### **GAME AND FISH COMMISSION**

Act 21 (SB157)

- The Commission has a total authorized appropriation of \$141,622,887 in FY2022 with (630) authorized positions and is funded with Special Revenue from Conservation Sales Tax, license fees, and permits; Federal Revenue from reimbursements and grants; and Non-Revenue Receipts such as timbers sales.

### **GOVERNOR'S OFFICE**

Act 26 (SB96)

- The Agency has a total authorized appropriation of \$6,416,415, including \$500,000 for emergency proclamations, in FY2022 with (60) authorized positions and is funded from the State Central Services Fund and the Miscellaneous Revolving Fund.

Act 24 (SB133)

- Provides appropriation of \$226,250 for FY2021 funded from the Constitutional Officers Fund to cover expenses of the 2021 Regular Session.

Act 393 (HB1552)

- Provides appropriation of \$194,515 in FY2021 with (1) authorized position for Reapportionment and is funded from the State Central Services Fund.

Act 394 (HB1551)

- Provides appropriation of \$583,543 in FY2022 with (1) authorized position for Reapportionment and is funded from the State Central Services Fund.

### **GOVERNOR'S MANSION COMMISSION**

Act 17 (HB1133)

- The Commission has a total authorized appropriation of \$1,969,773 in FY2022 with (10) authorized positions and is funded from the State Central Services Fund and Cash Funds.

## **HOUSE OF REPRESENTATIVES**

### Act 195 (HB1363)

- The House of Representatives has a total authorized appropriation of \$4,902,536 in FY2022 with (43) authorized positions and is funded from State Central Services Fund and Constitutional Officers Fund.

### Act 2 (HB1001)

- Provides appropriation of \$1,975,160 for FY2021 funded from the Constitutional Officers Fund to cover expenses of the 2021 Regular Session.

## **JUDICIAL DISCIPLINE AND DISABILITY COMMISSION**

### Act 98 (SB42)

- The Commission has a total authorized appropriation of \$720,707 in FY2022 with (6) authorized positions and is funded with General Revenue.

## **LAND COMMISSIONER**

### Act 458 (HB1182)

- The Commissioner of State Lands has a total authorized appropriation of \$40,958,167 in FY2022 with (45) authorized positions and is funded from the State Central Services Fund and Cash Funds which are received through the collection of delinquent taxes or through the sale of tax delinquent lands.

## **LEGISLATIVE AUDIT**

### Act 41 (HB1150)

- Legislative Audit has a total authorized appropriation of \$42,040,850 in FY2022 with (292) authorized positions and is funded from State Central Services Fund, Ad Valorem Taxes, Federal Audit reimbursements and Lottery Proceeds.

## **LEGISLATIVE RESEARCH AND THE LEGISLATIVE COUNCIL**

### Act 100 (SB109)

- The Bureau of Legislative Research has a total authorized appropriation of \$17,955,501 in FY2022 with (134) authorized positions and is funded from the State Central Services Fund.

## **LEGISLATIVE RESEARCH DISBURSING OFFICER**

### Act 100 (SB109)

- The Bureau of Legislative Research Disbursing Officer's has a total authorized appropriation of \$2,033,262 in FY2022 and is funded from the State Central Services Fund for the payment of interim committee study expenses, payment of legislative per diem, mileage and expenses for attendance at interim committee meetings and payment of the state's contributions to the Energy Council.

## **LIEUTENANT GOVERNOR'S OFFICE**

### Act 29 (SB91)

- The Office of the Lieutenant Governor has a total authorized appropriation of \$343,438 in FY2022 with (3) authorized positions and is funded from the State Central Services Fund.

## **PROSECUTOR COORDINATOR'S OFFICE**

Act 25 (SB98)

- The Office of the Prosecutor Coordinator has a total authorized appropriation of \$1,324,780 in FY2022 with (12) authorized positions and is funded from the State Central Services Fund and Administration of Justice Funds.

## **PUBLIC DEFENDER COMMISSION**

Act 1007 (SB95)

- The Commission has a total authorized appropriation of \$35,843,645 in FY2022 with (286) authorized positions and is funded from the State Central Services Fund, Administration of Justice Funds, User/Attorney Fees and Bail Bond Fees.
- Amendment added 8 new positions and \$764,110 in salary and match appropriation. Also increased Commission for Parent Counsel appropriation by \$1,500,000 in refunds/reimbursements, conference and travel and professional fees.

## **PUBLIC EMPLOYEES RETIREMENT SYSTEM**

Act 670 (HB1077)

- The System has a total authorized appropriation of \$1,059,190,113 in FY2022 with (81) authorized positions and is funded with Trust Funds from investment earnings and employer and employee contributions.

## **PUBLIC SERVICE COMMISSION**

Act 602 (HB1080)

- The Commission has a total authorized appropriation of \$14,181,923 in FY2022 with (114) authorized positions and is funded with Special Revenue, Fund Balances and Federal Revenue.

## **RICE RESEARCH AND PROMOTION BOARD**

Act 286 (HB1084)

- The Board has a total authorized appropriation of \$21,980,696 in FY2022 with no authorized positions and is funded with Cash Funds from tariffs, Special Revenues comprised of a 1.35¢ per bushel assessment on rice paid by both buyer and seller at the point of sale or when it enters the USDA loan program and Fund Balances.

## **SECRETARY OF STATE**

Act 998 (HB1187)

- The Secretary of State has a total authorized appropriation of \$40,469,975 in FY2022 with (162) authorized positions and is funded from the State Central Services Fund, Federal funds and Cash Funds from fees.
- Amendments combined 500 Grill and Gift Shop Cash Appropriations for FY2021 and FY2022 and added special language for a permanent Gift Shop in the State Capitol Building.
- Amendment added a cash appropriation in the amount of \$1,500,000 for the Financial Disclosure Online Filing System

## **SENATE**

### Act 9 (SB175)

- The Senate has a total authorized appropriation of \$4,153,787 in FY2022 with (14) authorized positions and is funded from State Central Services Fund and Constitutional Officers Fund.

### Act 3 (SB1)

- Provides appropriation of \$1,350,000 for FY2021 funded from the Constitutional Officers Fund to cover expenses of the 2021 Regular Session.

## **SOYBEAN PROMOTION BOARD**

### Act 12 (HB1074)

- The Board has a total authorized appropriation of \$8,300,000 in FY2022 with no authorized positions and is funded with Special Revenues comprised of a 0.25% of net market price assessment on soybeans paid by the buyer at the point of sale and deducted from the amount paid the producer and Fund Balances.

## **SUPREME COURT**

### Act 38 (SB90)

- The Supreme Court has a total authorized appropriation of \$11,237,965 in FY2022 with (73) authorized positions and is funded from the State Central Services Fund and Cash funds from fees.

## **TEACHER RETIREMENT SYSTEM**

### Act 579 (SB50)

- The System has a total authorized appropriation of \$1,899,355,794 in FY2022 with (87) authorized positions and is funded with Trust Funds from investment earnings and employer and employee contributions.

## **TRANSPORTATION DEPARTMENT**

### Act 831 (HB1221)

- The Department has a total authorized appropriation of \$3,000,679,000 in FY2022 with (4,674) authorized positions and is funded with Federal Revenue from grants from the U.S. Department of Transportation; Special Revenue from motor fuel taxes, half-percent sales/use tax, natural gas severance tax, vehicle licenses, and special permit fees; Trust Funds from investment earnings and employer and employee contributions; and General Revenue.
- Amendment allows for a successor fund to be utilized for Transportation Research Grants program as a result of Act 884 of 2021 which broadened the scope of the program to include workforce development.

### Act 436 (SB448)

- Authorized additional appropriation of \$15,000,000 in FY2022 for additional Capital Outlay.

## **TREASURER OF STATE**

### Act 247 (HB1125)

- The Treasurer of State has a total authorized appropriation of \$6,125,730 in FY2022 with (35) authorized positions and is funded from the State Central Services Fund.

- Amendment revised position titles and salaries without an overall increase in authorized positions and no increase in salary or match appropriation.
- Amendment reallocated \$100,000 from Data Processing Systems/Services to Operating Expenses with no overall increase in total appropriation.

Act 46 (HB1132)

- The Treasurer is the disbursing officer for the City/County Tourist Facilities Assistance appropriation which has a total authorized appropriation of \$887,908 in FY2022 and is funded from General Revenue. The Arkansas State Fair and Livestock Show Association is the last remaining participant in the City/County Tourist Facilities Assistance Program.

Act 47 (HB1130)

- The Treasurer is the disbursing officer for the Amendment 74 Property Tax Distribution which has a total authorized appropriation of \$1.75 billion in FY2022 to redistribute property tax collections to counties.

Act 49 (HB1128)

- The Treasurer is the disbursing officer for the General Obligation Bonds which has a total authorized appropriation of \$120 million for FY2022 including \$52 million for College and Higher Education Bonds and \$68 million for Water, Waste Disposal and Pollution Abatement to allow for the payment of the debt service on these bonds and is funded by General Revenue.

Act 246 (HB1131)

- The Treasurer is the disbursing officer for Local Sales and Use Taxes with a total appropriation of \$1.67 billion which provided an authorized appropriation of \$870 million for cities and \$800 million for counties in FY2022 to distribute their portion of collected sales and use taxes.
- Amendment increased the City Share appropriation from \$800 million to \$870 million for FY2022 and the County Share appropriation from \$750 million to \$800 million for FY2022.

Act 246 (HB1131)

- Provides additional appropriation for FY2021 of \$100 million for the City Share and \$50 million for the County Share.

Act 48 (HB1129)

- The Treasurer is the disbursing officer for the Local Law Enforcement and Emergency Medical Assistance appropriations which total \$600,000 for FY2022 with \$300,000 each for operating expenses of the Arkansas Ambulance Association and Arkansas Association of Chiefs of Police and is payable from Special Revenues derived from traffic fines.

Act 16 (HB1126)

- The Treasurer is the disbursing officer for Animal Rescue Shelters which has a total appropriation of \$50,000 in FY2022 including \$25,000 for cities and \$25,000 for counties for operation of governmentally owned shelters and is funded from fees from special license plates.



## **TREASURER OF STATE - COUNTY AND MUNICIPAL AID**

Act 192 (HB1127)

- County Aid has a total authorized appropriation of \$550,428,616 in FY2022 to provide spending authority for the Treasurer's Office to distribute General, Special and Federal Revenues to counties. The appropriation for General Revenue distribution is \$21,428,616 for FY2022.
- Municipal Aid has a total authorized appropriation of \$221,372,099 for FY2022 to provide spending authority for the Treasurer's Office to distribute General, Special and Federal Revenues to municipalities. The appropriation for General Revenue distribution is \$29,372,099 for FY2022.

## **WHEAT PROMOTION BOARD**

Act 11 (HB1073)

- The Board has a total authorized appropriation of \$444,494 in FY2022 with no authorized positions and is funded with Special Revenues comprised of a 1¢ per bushel assessment for wheat on the buyer at the point of sale or when it enters the USDA loan program and Fund Balances.

# 2021 Regular Session Fiscal Legislation Summary

## Institutions of Higher Education

### **ARKANSAS NORTHEASTERN COLLEGE**

Act 116 (HB1290)

- The institution has a total authorized appropriation of \$37,110,430 in FY2022 with (299) authorized positions and is funded with federal funds, General Revenue, Cash Funds from tuition and fees, Educational Excellence Trust Funds and Workforce 2000 Funds.

Act 228 (HB1503)

- The institution receives \$356,276 in supplemental appropriation for Fiscal Year 2021 to accommodate existing General Revenue that was carried forward from the previous fiscal year.

### **ARKANSAS STATE UNIVERSITY – BEEBE**

Act 104 (SB210)

- The institution has a total authorized appropriation of \$53,204,388 in FY2022 with (540) authorized positions and is funded with Cash Funds from tuition and fees, General Revenue, Federal Funds, Educational Excellence Trust Funds and Workforce 2000 Funds.

Act 302 (SB327)

- The institution receives \$2,500,000 in supplemental appropriation for FY2021 to accommodate existing General Revenue that was carried forward from the previous fiscal year.

### **ARKANSAS STATE UNIVERSITY - JONESBORO**

Act 105 (SB214) State Operations

- The institution has a total authorized appropriation of \$295,741,121 in FY2022 with (2,229) authorized positions and is funded with Cash Funds from tuition/fees and sales, General Revenue, Federal Funds and Educational Excellence Trust Funds.

Act 300 (SB325)

- The institution receives \$2,470,322 in supplemental appropriation for FY2021 to accommodate existing General Revenue that was carried forward from the previous fiscal year.

Act 119 (HB1294) Biosciences Institute

- The institute has a total authorized appropriation of \$5,643,838 in FY2022 with (38) authorized positions and is funded with Tobacco Settlement Funds.

### **ARKANSAS STATE UNIVERSITY – MOUNTAIN HOME**

Act 209 (HB1289)

- The institution has a total authorized appropriation of \$20,047,696 in FY2022 with (199) authorized positions and is funded with Cash Funds from tuition and fees, General Revenue and Workforce 2000 Funds.

Act 231 (HB1492)

- The institution receives \$310,833 in supplemental appropriation for FY2021 to accommodate existing General Revenue that was carried forward from the previous fiscal year.

**ARKANSAS STATE UNIVERSITY - NEWPORT**

Act 103 (SB209)

- The institution has a total authorized appropriation of \$34,796,564 in FY2022 with (341) authorized positions and is funded with Cash Funds from tuition and fees, General Revenue, Workforce 2000 Funds and Federal Funds.

Act 297 (SB322)

- The institution receives \$1,175,544 in supplemental appropriation for FY2021 to accommodate existing General Revenue that was carried forward from the previous fiscal year.

**ARKANSAS STATE UNIVERSITY MID-SOUTH**

Act 115 (HB1288)

- The institution has a total authorized appropriation of \$32,979,100 in FY2022 with (305) authorized positions and is funded with Cash Funds from tuition and fees, General Revenue, Federal Funds and Workforce 2000 Funds.

Act 241 (HB1478)

- The institution receives \$202,119 in supplemental appropriation for FY2021 to accommodate existing General Revenue that was carried forward from the previous fiscal year.

**ARKANSAS STATE UNIVERSITY THREE RIVERS**

Act 161 (SB200)

- The institution has a total authorized appropriation of \$14,723,144 in FY2022 with (235) authorized positions and is funded with Cash Funds from tuition and fees, General Revenue, Federal Funds and Workforce 2000 Funds.

Act 304 (SB329)

- The institution receives \$147,848 in supplemental appropriation for FY2021 to accommodate existing General Revenue that was carried forward from the previous fiscal year.

**ARKANSAS TECH UNIVERSITY**

Act 110 (HB1287)

- The institution has a total authorized appropriation of \$200,126,064 in FY2022 with (1,670) authorized positions and is funded with Cash Funds from tuition/fees and sales, General Revenue, Federal Funds, Educational Excellence Trust Funds and Workforce 2000 Funds.

Act 234 (HB1489)

- The institution receives \$1,636,421 in supplemental appropriation for FY2021 to accommodate existing General Revenue that was carried forward from the previous fiscal year.

### **BLACK RIVER TECHNICAL COLLEGE**

#### Act 460 (HB1310)

- The institution has a total authorized appropriation of \$55,774,124 in FY2022 with (254) authorized positions and is funded with Cash Funds from tuition and fees, General Revenue, Workforce 2000 Funds and Federal Funds.
- Amended to add a new \$4.6 million cash appropriation section for construction and equipping a law enforcement training academy barracks.

#### Act 227 (HB1504)

- The institution receives \$253,945 in supplemental appropriation for FY2021 to accommodate existing General Revenue that was carried forward from the previous fiscal year.

#### Act 336 (SB331)

- Supplemental cash appropriation of \$4.6 million for FY2021 for construction and equipping a law enforcement training academy barracks.

### **COSSATOT COMMUNITY COLLEGE OF THE UNIVERSITY OF ARKANSAS**

#### Act 114 (HB1285)

- The institution has a total authorized appropriation of \$18,665,211 in FY2022 with (200) authorized positions and is funded with Cash Funds from tuition and fees, General Revenue, Federal Funds and Workforce 2000 Funds.

#### Act 243 (HB1476)

- The institution receives \$326,747 in supplemental appropriation for FY2021 to accommodate existing General Revenue that was carried forward from the previous fiscal year.

### **EAST ARKANSAS COMMUNITY COLLEGE**

#### Act 122 (HB1297)

- The institution has a total authorized appropriation of \$38,556,034 in FY2022 with (346) authorized positions and is funded with General Revenue, Cash Funds from tuition and fees, Educational Excellence Trust Funds, Workforce 2000 Funds and Federal Funds.

#### Act 242 (HB1477)

- The institution receives \$496,540 in supplemental appropriation for FY2021 to accommodate existing General Revenue that was carried forward from the previous fiscal year.

### **HENDERSON STATE UNIVERSITY**

#### Act 459 (HB1291)

- The institution has a total authorized appropriation of \$117,610,430 in FY2022 with (625) authorized positions and is funded with Cash Funds from tuition/fees and sales, General Revenue, Educational Excellence Trust Funds and Federal Funds.

#### Act 238 (HB1482)

- The institution receives \$871,994 in supplemental appropriation for FY2021 to accommodate existing General Revenue that was carried forward from the previous fiscal year.

### **NATIONAL PARK COLLEGE**

#### Act 123 (HB1309)

- The institution has a total authorized appropriation of \$27,845,553 in FY2022 with (380) authorized positions and is funded with Cash Funds from tuition/ fees, General Revenue, Educational Excellence Trust Funds and Workforce 2000 Funds.

#### Act 240 (HB1479)

- The institution receives \$375,776 in supplemental appropriation for FY2021 to accommodate existing General Revenue that was carried forward from the previous fiscal year.

### **NORTH ARKANSAS COLLEGE**

#### Act 124 (HB1311)

- The institution has a total authorized appropriation of \$58,318,039 in FY2022 with (399) authorized positions and is funded with General Revenue, Federal Funds, Cash Funds from tuition and fees, Workforce 2000 Funds and Educational Excellence Trust Funds.

#### Act 236 (HB1484)

- The institution receives \$332,557 in supplemental appropriation for FY2021 to accommodate existing General Revenue that was carried forward from the previous fiscal year.

### **NORTHWEST ARKANSAS COMMUNITY COLLEGE**

#### Act 208 (HB1284)

- The institution has a total authorized appropriation of \$72,055,692 in FY2022 with (1,116) authorized positions and is funded with Cash Funds from tuition and fees, General Revenue, Federal Funds and Educational Excellence Trust Funds.

#### Act 245 (HB1474)

- The institution receives \$1,232,615 in supplemental appropriation for FY2021 to accommodate existing General Revenue that was carried forward from the previous fiscal year.

### **OZARKA COLLEGE**

#### Act 211 (HB1308)

- The institution has a total authorized appropriation of \$18,621,047 in FY2022 with (220) authorized positions and is funded with Cash Funds from tuition and fees, General Revenue, Workforce 2000 Funds and Federal Funds.

#### Act 229 (HB1494)

- The institution receives \$129,868 in supplemental appropriation for FY2021 to accommodate existing General Revenue that was carried forward from the previous fiscal year.

### **PHILLIPS COMMUNITY COLLEGE OF THE UNIVERSITY OF ARKANSAS**

#### Act 120 (HB1295)

- The institution has a total authorized appropriation of \$36,176,039 in FY2022 with (325) authorized positions and is funded with General Revenue, Cash Funds from tuition and fees, Federal Funds, Educational Excellence Trust Funds and Workforce 2000 Funds.

Act 239 (HB1481)

- The institution receives \$376,465 in supplemental appropriation for FY2021 to accommodate existing General Revenue that was carried forward from the previous fiscal year.

**SOUTH ARKANSAS COMMUNITY COLLEGE**

Act 101 (SB201)

- The institution has a total authorized appropriation of \$24,663,600 in FY2022 with (326) authorized positions and is funded with Cash Funds from tuition and fees, General Revenue, Federal Funds, Educational Excellence Trust Funds and Workforce 2000 Funds.

Act 293 (SB318)

- The institution receives \$471,671 in supplemental appropriation for FY2021 to accommodate existing General Revenue that was carried forward from the previous fiscal year.

**SOUTHEAST ARKANSAS COLLEGE**

Act 164 (SB216)

- The institution has a total authorized appropriation of \$42,209,228 in FY2022 with (362) authorized positions and is funded with General Revenue, Cash Funds from tuition and fees, Workforce 2000 Funds and Federal Funds.

Act 291 (SB316)

- The institution receives \$234,143 in supplemental appropriation for FY2021 to accommodate existing General Revenue that was carried forward from the previous fiscal year.

**SOUTHERN ARKANSAS UNIVERSITY**

Act 117 (HB1292)

- The institution has a total authorized appropriation of \$70,228,349 in FY2022 with (529) authorized positions and is funded with Cash Funds from tuition/fees and sales, General Revenue and Educational Excellence Trust Funds.

Act 232 (HB1491)

- The institution receives \$2,462,345 in supplemental appropriation for FY2021 to accommodate existing General Revenue that was carried forward from the previous fiscal year.

**SOUTHERN ARKANSAS UNIVERSITY – TECH**

Act 166 (SB224)

- The institution has a total authorized appropriation of \$25,126,885 in FY2022 with (333) authorized positions and is funded with General Revenue, Cash Funds from tuition and fees, Federal Funds and Educational Excellence Trust Funds. This includes the SAU – Tech campus with a total authorized appropriation of \$20,471,251, the Arkansas Fire Training Academy with a total authorized appropriation of \$3,582,477, and the Arkansas Environmental Training Academy with a total authorized appropriation of \$1,073,157.

Act 303 (SB328)

- The institution receives \$358,089 in supplemental appropriation for FY2021 to accommodate existing General Revenue that was carried forward from the previous fiscal year.

year. This includes appropriation of \$99,004 for the Arkansas Fire Training Academy and \$22,088 for the Arkansas Environmental Training Academy.

### **UNIVERSITY OF ARKANSAS**

#### Act 165 (SB220) Fayetteville

- The institution has a total authorized appropriation of \$1,143,945,910 in FY2022 with (5,449) authorized positions and is funded with Cash Funds from tuition/fees and sales, General Revenue, Federal Funds and Educational Excellence Trust Funds.

#### Act 298 (SB323) Fayetteville Supplemental

- The institution receives \$8,285,040 in supplemental appropriation for FY2021 to accommodate existing General Revenue that was carried forward from the previous fiscal year.

#### Act 334 (SB219) U of A System and Various Divisions

- The System has a total authorized appropriation of \$160,886,015 in FY2022 with (366) authorized positions and is funded with General Revenue, Cash Funds from grants, Contracts, County Funds, Seed Sales, Federal Funds, Educational Excellence Trust Funds and Tuition/Fees.

#### Act 294 (SB319) U of A System and Various Divisions Supplemental

- The System receives \$4,423,684 in supplemental appropriation for FY2021 to accommodate existing General Revenue that was carried forward from the previous fiscal year. This includes \$66,734 for the AR School for Math, Science and the Arts.

#### Act 768 (SB221) Division of Agriculture

- The Division has a total authorized appropriation of \$168,011,385 in FY2022 with (1,899) authorized positions and is funded with General Revenue and Educational Excellence Trust Funds.

#### Act 582 (SB447) Division of Agriculture - Pine Tree Research Station

- Adds \$16.5 million of cash appropriation in FY2022 for the operation of the Division. It includes special language that prohibits the sale of the Pine Tree Research Station to any private entity. The property may be sold to a non-profit corporation that will allow public access.

#### Act 194 (HB1312) Biosciences Institutes

- The two U of A Biosciences Institutes have a combined total authorized appropriation of \$4,790,995 in FY2022 and are funded from Tobacco Settlement Funds.

### **UNIVERSITY OF ARKANSAS - FORT SMITH**

#### Act 118 (HB1293)

- The institution has a total authorized appropriation of \$144,737,922 in FY2022 with (1,119) authorized positions and is funded with Cash Funds from tuition/fees and sales, General Revenue, Federal Funds and Educational Excellence Trust Funds.

#### Act 244 (HB1475)

- The institution receives \$863,274 in supplemental appropriation for FY2021 to accommodate existing General Revenue that was carried forward from the previous fiscal year.

### **UNIVERSITY OF ARKANSAS - LITTLE ROCK**

#### Act 112 (HB1271)

- The institution has a total authorized appropriation of \$234,944,704 in FY2022 with (2,203) authorized positions and is funded with Cash Funds from tuition/fees and sales, General Revenue, Educational Excellence Trust Funds and Federal Funds.

#### Act 235 (HB1485)

- The institution receives \$2,536,132 in supplemental appropriation for FY2021 to accommodate existing General Revenue that was carried forward from the previous fiscal year.

### **UNIVERSITY OF ARKANSAS - MONTICELLO**

#### Act 162 (SB213)

- The institution has a total authorized appropriation of \$50,059,535 in FY2022 with (661) authorized positions and is funded with General Revenue, Federal Funds, Cash Funds from tuition/fees and sales, Work Force 2000 Funds, Educational Excellence Trust Funds and Timber Severance Taxes.
- Amended the Center for Forest Business appropriation section from cash to General Revenue. It also increased the appropriation from \$731,531 to \$841,915, a change of \$110,384.

#### Act 292 (SB317)

- The institution receives \$662,372 in supplemental appropriation for FY2021 to accommodate existing General Revenue that was carried forward from the previous fiscal year. This includes \$71,609 for the McGehee campus and \$47,948 for the Crossett campus.

### **UNIVERSITY OF ARKANSAS - PINE BLUFF**

#### Act 102 (SB202)

- The institution has a total authorized appropriation of \$99,070,428 in FY2022 with (881) authorized positions and is funded from General Revenue, Cash Funds from tuition/fees and sales, Federal Funds and Educational Excellence Trust Funds.

#### Act 295 (SB320)

- The institution receives \$1,418,344 in supplemental appropriation for FY2021 to accommodate existing General Revenue that was carried forward from the previous fiscal year.

### **UNIVERSITY OF ARKANSAS – PULASKI TECHNICAL COLLEGE**

#### Act 210 (HB1307)

- The institution has a total authorized appropriation of \$73,209,615 in FY2022 with (898) authorized positions and is funded with General Revenue, Cash Funds from tuition and fees, Workforce 2000 Funds and Federal Funds.

#### Act 237 (HB1483)

- The institution receives \$628,783 in supplemental appropriation for FY2021 to accommodate existing General Revenue that was carried forward from the previous fiscal year.



### **UNIVERSITY OF ARKANSAS COMMUNITY COLLEGE AT BATESVILLE**

#### Act 107 (SB223)

- The institution has a total authorized appropriation of \$17,711,386 in FY2022 with (272) authorized positions and is funded with Cash Funds from tuition and fees, General Revenue and Workforce 2000 Funds.

#### Act 299 (SB324)

- The institution receives \$237,443 in supplemental appropriation for FY2021 to accommodate existing General Revenue that was carried forward from the previous fiscal year.

### **UNIVERSITY OF ARKANSAS COMMUNITY COLLEGE AT HOPE-TEXARKANA**

#### Act 113 (HB1272)

- The institution has a total authorized appropriation of \$20,494,705 in FY2022 with (207) authorized positions and is funded with Cash Funds from tuition and fees, General Revenue, Federal Funds and Workforce 2000 Funds.

#### Act 233 (HB1490)

- The institution receives \$666,302 in supplemental appropriation for FY2021 to accommodate existing General Revenue that was carried forward from the previous fiscal year.

### **UNIVERSITY OF ARKANSAS COMMUNITY COLLEGE AT MORRILTON**

#### Act 106 (SB222)

- The institution has a total authorized appropriation of \$35,774,386 in FY2022 with (291) authorized positions and is funded with Cash Funds from tuition and fees, General Revenue, Workforce 2000 Funds and Federal Funds.

#### Act 305 (SB330)

- The institution receives \$209,190 in supplemental appropriation for FY2021 to accommodate existing General Revenue that was carried forward from the previous fiscal year.

### **UNIVERSITY OF ARKANSAS COMMUNITY COLLEGE AT RICH MOUNTAIN**

#### Act 121 (HB1296)

- The institution has a total authorized appropriation of \$13,985,481 in FY2022 with (144) authorized positions and is funded with General Revenue, Cash Funds from tuition and fees, Federal Funds and Educational Excellence Trust Funds.

#### Act 230 (HB1493)

- The institution receives \$133,208 in supplemental appropriation for FY2021 to accommodate existing General Revenue that was carried forward from the previous fiscal year.

### **UNIVERSITY OF ARKANSAS FOR MEDICAL SCIENCES, CENTER ON AGING, COLLEGE OF PUBLIC HEALTH, BIOSCIENCES INSTITUTE AND ARKANSAS HEALTH EDUCATION CENTER - HELENA**

#### Act 1005 (SB211) UAMS Operations

- The institution has a total authorized appropriation of \$2,190,925,714 in FY2022 with (11,446) authorized positions and is funded with cash funds from predominantly hospital/clinic fees, General Revenue, federal funds, Educational Excellence Trust Funds,

and special revenue from the cigarette tax, marriage license fees, the mixed drink tax, and the Komen license plate fee.

- Amended to increase the rural broadband grants appropriation section from \$2 million to \$5 million if additional funding is found.
- Amended the National Cancer Institute appropriation section to include a \$15,000 Overtime line item, and the NCI section was later increased to \$41,350,000. It includes the addition of the WPRCI Connect Nurse Navigation line item with \$1,350,000 in appropriation.

Act 296 (SB321)

- The institution receives \$5,708,254 in supplemental appropriation for FY2021 to accommodate existing General Revenue that was carried forward from the previous fiscal year.

Act 193 (HB1286) Center on Aging, College of Public Health, Biosciences Institute, and Arkansas Health Education Center - Helena

- The institutions have a total authorized appropriation of \$13,933,264 in FY2022 with (113) authorized positions and are funded with Tobacco Settlement Funds.

#### **UNIVERSITY OF CENTRAL ARKANSAS**

Act 163 (SB215)

- The institution has a total authorized appropriation of \$241,760,143 in FY2022 with (2,290) authorized positions and is funded from Cash Funds from tuition/fees and sales, General Revenue and Educational Excellence Trust Funds.

Act 301 (SB326)

- The institution receives \$2,967,000 in supplemental appropriation for FY2021 to accommodate existing General Revenue that was carried forward from the previous fiscal year.

## AGENCY/INSTITUTION INDEX

|   | <u>PAGE NO.</u> |
|---|-----------------|
| Administrative Office of the Courts.....                          | 44              |
| Aeronautics Division.....   | 28              |
| Aging, Adult, and Behavioral Health Services Division .....       | 37              |
| Agriculture .....   | 27              |
| Arkansas Northeastern College .....                               | 52              |
| Arkansas State University Mid-South.....                          | 53              |
| Arkansas State University Three Rivers.....                       | 53              |
| Arkansas State University-Beebe.....                              | 52              |
| Arkansas State University-Jonesboro.....                          | 52              |
| Arkansas State University-Mountain Home.....                      | 52-53           |
| Arkansas State University-Newport.....                            | 53              |
| Arkansas Tech University .....                                    | 53              |
| Assessment Coordination Division .....                            | 33              |
| Attorney General’s Office .....                                   | 44              |
| Auditor of State.....   | 44-45           |
| Bank Department.....  | 28              |
| Beef Council.....   | 45              |
| Black River Technical College.....                                | 54              |
| Boards and Commissions.....                                       | 39-40           |
| Building Authority Division .....                                 | 43              |
| Capital Zoning District Commission .....                          | 41              |
| Career and Technical Education Division .....                     | 30              |
| Catfish Promotion Board.....                                      | 45              |
| Child Care and Early Childhood Education Division .....           | 38              |
| Child Support Enforcement .....                                   | 33              |
| Children and Family Services Division .....                       | 38              |
| Claims Commission .....   | 45              |
| Community Correction Division .....                               | 29              |
| Corn and Grain Sorghum Promotion Board.....                       | 45              |
| Correction Division .....   | 29              |
| Cossatot Community College of the University of Arkansas .....    | 54              |
| County Operations Division .....                                  | 38              |
| Court of Appeals.....   | 45              |
| Crime Information Center.....                                     | 42              |
| Crime Laboratory .....  | 42              |
| Development Finance Authority .....                               | 28              |
| Developmental Disabilities Services Division .....                | 38              |
| Disability Determination for Social Security Administration ..... | 45-46           |
| East Arkansas Community College .....                             | 54              |
| Economic Development Commission .....                             | 27              |
| Educational Television Division (AETN) .....                      | 30              |
| Election Commissioners Board .....                                | 46              |
| Elementary & Secondary Education Division .....                   | 30              |
| Emergency Management Division.....                                | 42              |
| Environmental Quality Division .....                              | 32              |
| Ethics Commission .....   | 46              |

|  |       |
|--|-------|
| Finance and Administration .....                                   | 33    |
| Finance and Administration Disbursing Officer .....                | 33-34 |
| Game and Fish Commission.....                                      | 46    |
| Geographic Information Systems Division .....                      | 43    |
| Geological Survey .....  | 32    |
| Governor’s Mansion Commission.....                                 | 46    |
| Governor’s Office .....  | 46    |
| Health Department – Tobacco Prevention and Cessation .....         | 34    |
| Health Department (Secretary’s Office).....                        | 34    |
| Health Services Permit Agency .....                                | 34    |
| Henderson State University.....                                    | 54    |
| Heritage Division .....  | 41    |
| Higher Education Division .....                                    | 31    |
| House of Representatives.....                                      | 47    |
| Human Services .....   | 37    |
| Information Systems Division .....                                 | 43    |
| Inspector General .....  | 39    |
| Insurance Department .....   | 28    |
| Judicial Discipline and Disability Commission .....                | 47    |
| Labor Division .....   | 39    |
| Land Commissioner.....   | 47    |
| Law Enforcement Standards & Training Commission .....              | 42    |
| Legislative Audit .....  | 47    |
| Legislative Research and the Legislative Council .....             | 47    |
| Legislative Research Disbursing Officer .....                      | 47    |
| Licensing and Regulation Boards .....                              | 35-36 |
| Lieutenant Governor’s Office.....                                  | 47    |
| Liquefied Petroleum Gas Board.....                                 | 33    |
| Martin Luther King, Jr. Commission.....                            | 31    |
| Medical Services Division.....                                     | 38    |
| Military .....   | 41    |
| Minority Health Commission .....                                   | 37    |
| Minority Health Initiative.....                                    | 37    |
| National Park College.....   | 55    |
| Natural Resources Commission.....                                  | 27    |
| North Arkansas College.....  | 55    |
| Northwest Arkansas Community College .....                         | 55    |
| Oil and Gas Commission .....                                       | 33    |
| Ozarka College.....  | 55    |
| Parks and Tourism Division.....                                    | 41    |
| Parole Board.....  | 30    |
| Phillips Community College of the University of Arkansas.....      | 55-56 |
| Prosecutor Coordinator’s Office .....                              | 48    |
| Provider Services and Quality Assurance Division .....             | 39    |
| Public Defender Commission.....                                    | 48    |
| Public Employees Retirement System.....                            | 48    |
| Public Safety .....  | 42    |
| Public School Academic Facilities and Transportation Division..... | 31    |

|  |       |
|--|-------|
| Public School Fund (K-12 Funding) .....  | 31-32 |
| Public Service Commission .....  | 48    |
| Regulatory Division .....  | 34    |
| Rehabilitation Services .....  | 28    |
| Rice Research and Promotion Board .....  | 48    |
| Schools for the Blind and Deaf.....  | 32    |
| Secretary of State .....   | 48    |
| Securities Department .....  | 29    |
| Senate .....   | 49    |
| Sentencing Commission .....  | 30    |
| South Arkansas Community College.....  | 56    |
| Southeast Arkansas College .....   | 56    |
| Southern Arkansas University – Tech.....   | 56-57 |
| Southern Arkansas University.....  | 56    |
| Soybean Promotion Board .....  | 49    |
| State Library .....  | 32    |
| State Police Division .....  | 42    |
| Statewide Shared Services .....  | 43    |
| Supreme Court .....  | 49    |
| Teacher Retirement System .....  | 49    |
| Tobacco Settlement Commission .....  | 37    |
| Transportation Department .....  | 49    |
| Treasurer of State – County and Municipal Aid .....  | 51    |
| Treasurer of State .....   | 49-50 |
| University of Arkansas – Fort Smith .....  | 57    |
| University of Arkansas – Little Rock .....   | 58    |
| University of Arkansas – Monticello.....   | 58    |
| University of Arkansas – Pine Bluff.....   | 58    |
| University of Arkansas – Pulaski Technical College.....  | 58    |
| University of Arkansas Community College at Batesville .....   | 59    |
| University of Arkansas Community College at Hope-Texarkana.....  | 59    |
| University of Arkansas Community College at Morrilton .....  | 59    |
| University of Arkansas Community College at Rich Mountain.....   | 59    |
| University of Arkansas for Medical Sciences, Center on Aging, College of Public Health, Biosciences<br>Institute and Arkansas Health Education Center – Helena ..... | 59-60 |
| University of Arkansas.....  | 57    |
| University of Central Arkansas.....  | 60    |
| Veterans’ Affairs .....  | 43    |
| Waterways Commission.....  | 29    |
| Wheat Promotion Board .....  | 51    |
| Workers Compensation Commission .....  | 41    |
| Workforce Services Division.....   | 29    |
| Youth Services Division .....  | 39    |