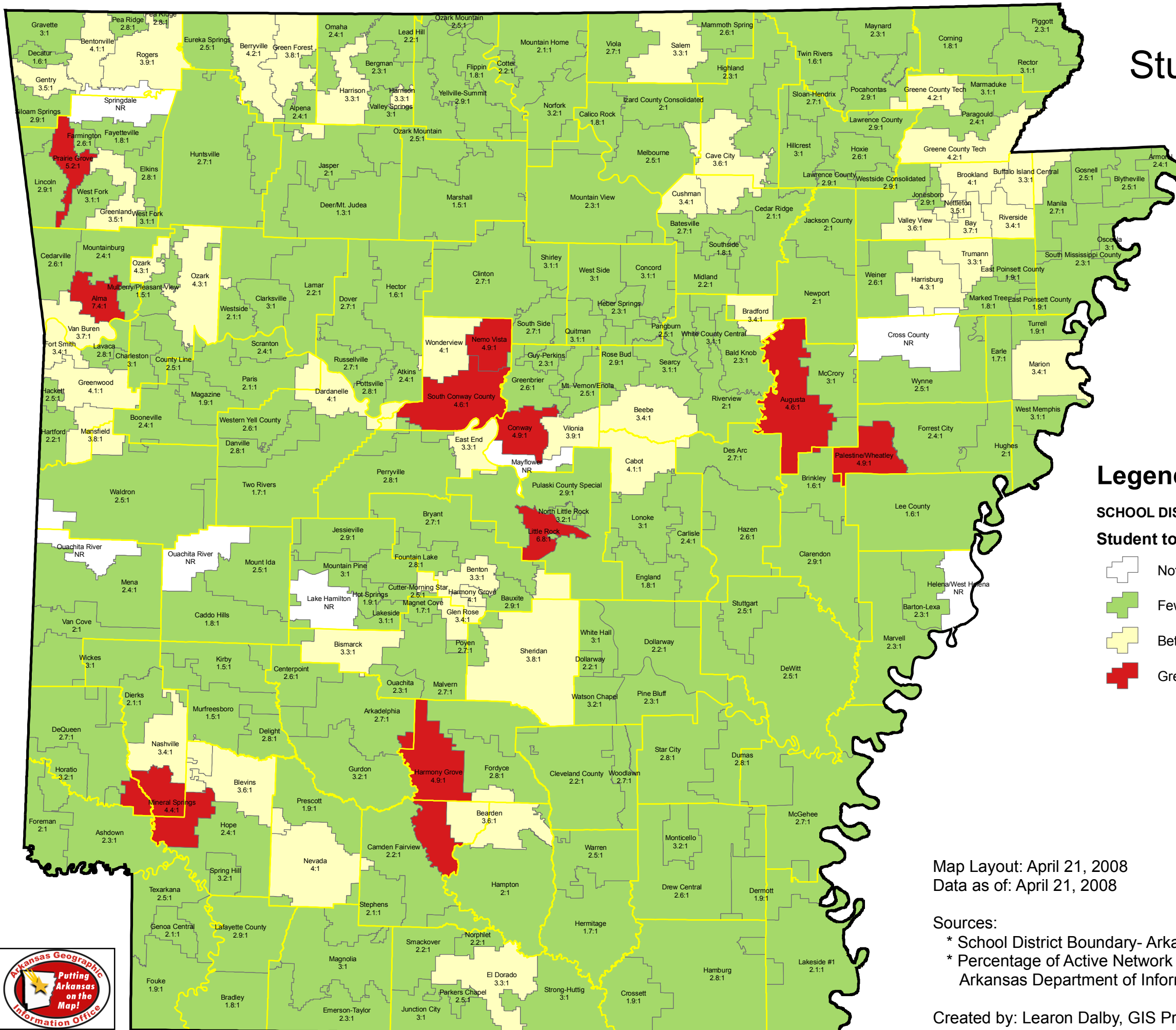


Student to Computer Ratio by School District





DRAFT



Legend

SCHOOL DISTRICTS

Student to Computer Ratio

-  Not Reported - 15
-  Fewer than 3.3 students per computer - 189
-  Between 3.3 and 4.3 students per computer (+/- 0.5 National Average) - 42
-  Greater than 4.3 students per computer - 2



Map Layout: April 21, 2008

Data as of: April 21, 2008

Sources:

- * School District Boundary- Arkansas Secretary of State
- * Percentage of Active Network Connections in Instructional Rooms- Arkansas Department of Information Systems

Created by: Learn Dalby, GIS Program Manager

