

Arkansas Division of  
Public School Academic  
Facilities and Transportation

**Presentation for:  
House Committee on Education  
Senate Committee on Education**

**ARKANSAS DIVISION OF PUBLIC SCHOOL ACADEMIC  
FACILITIES AND TRANSPORTATION**

**October 10, 2016**



# Brad Montgomery Director

Email: [brad.montgomery@arkansas.gov](mailto:brad.montgomery@arkansas.gov)  
Telephone: (501) 682-4261

## Overview

- Master Plan Program
- Partnership Program
- Wealth Index and Prioritization Process
- Partnership Program Projects
- Program funding and Appeals Process
- High Growth School Districts

# Master Plans

- Set forth in Ark. Code Ann. §§ 6-21-114, 6-21-801 et seq., and 25-15-201 et seq.
- A six year plan required for each school district
- Due February 1, of even year
- Must be updated February 1, of odd year
- Division must approve Master Plans by September 1, of even year

# Master Plans

- Purpose of the Academic Facilities Master Plan:
  - Establish mechanism for state supervision of district activities impacting academic facilities
  - Develop and continually update information critical to identifying needs across the state
  - Allow state to manage state financial participation (SFP) in eligible academic facilities projects

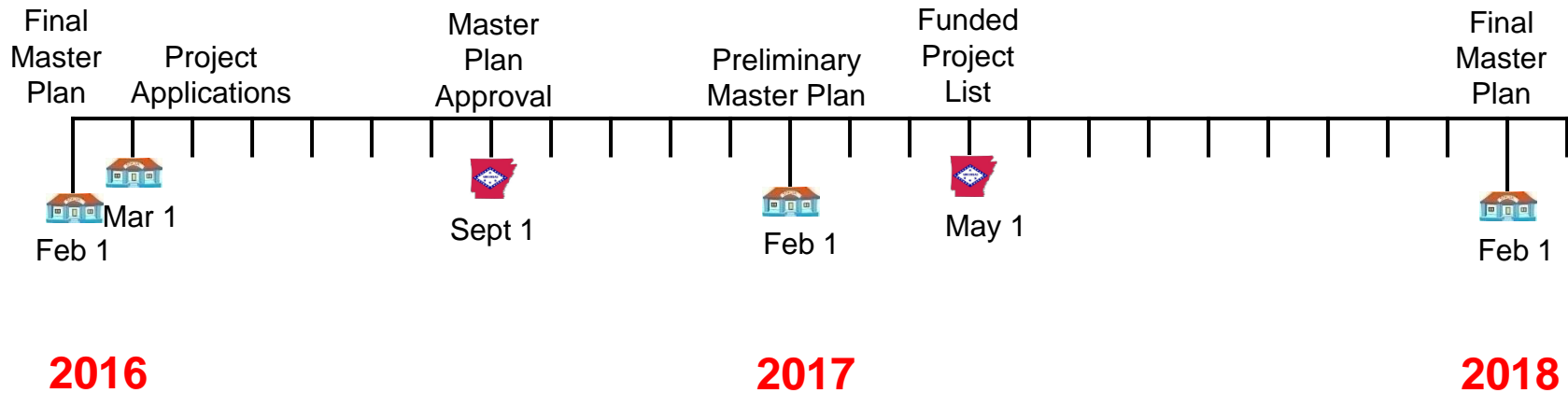
# Master Plans

- Facilities Master Plan must contain:
  - Enrollment projections for ten years
  - Strategy for maintaining, repairing, renovating, and improving academic facilities
  - Other information required by law

# Partnership Program

- Set forth in Ark. Code Ann. §§ 6-21-114, 6-20-2507, 6-20-2512, 25-15-201 et seq., and Act 936 of 2015, and Act 962 of 2015
- To provide state financial participation (SFP) in the form of cash payments
- For eligible new construction projects
- Based upon local district's academic facilities wealth index

# 2017-2019 Partnership Program Timelines





## Academic Facilities Wealth Index

- School district share of project
- Complex computation of value of one mill per student
- **Each district compared to the 95<sup>th</sup> percentile district**
- Wealth Index goes up (*becomes wealthier*) if district loses students or gains assessment
- Wealth Index goes down (*becomes poorer*) if district gains students or loses assessment

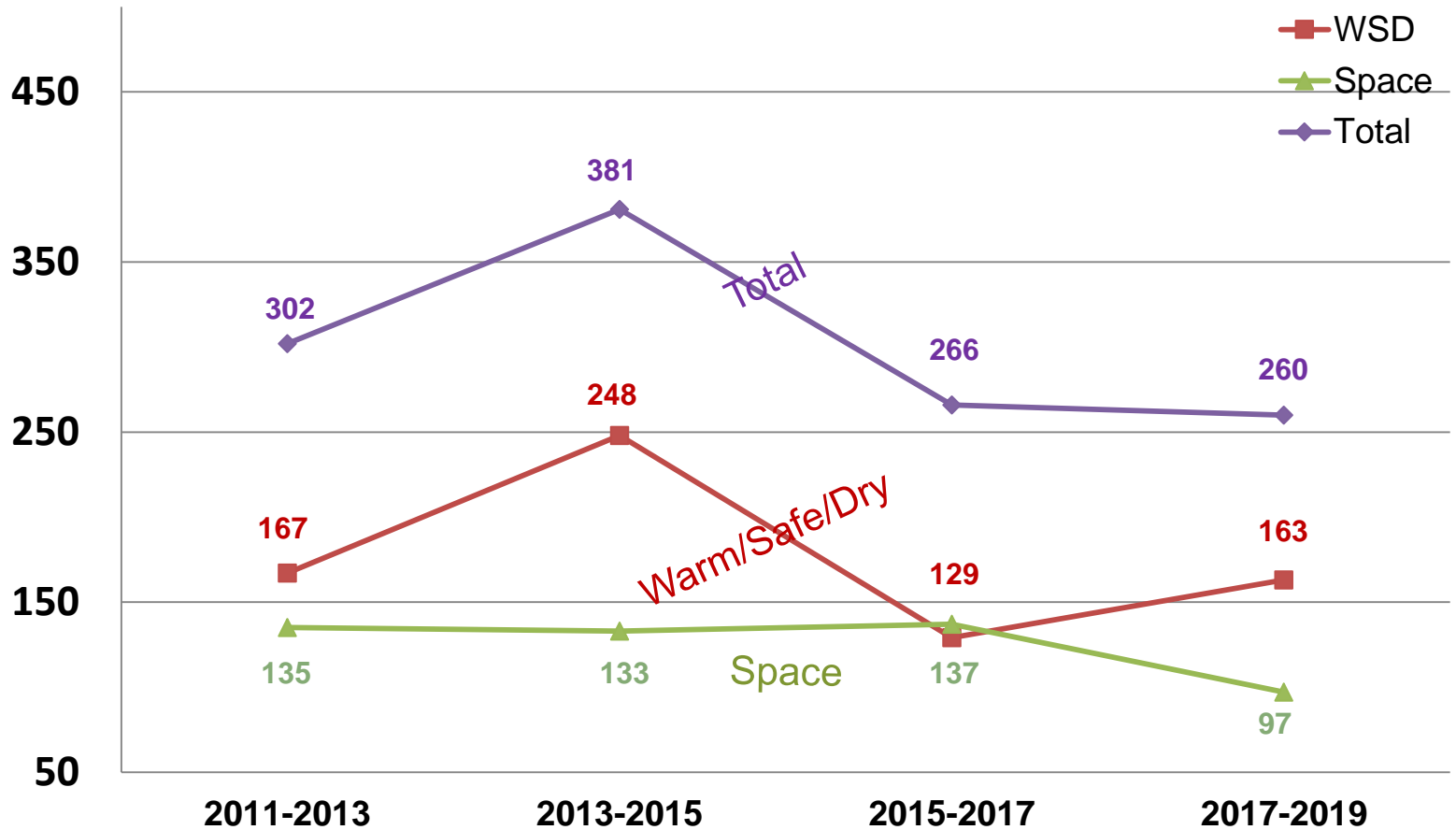
# Partnership Program Funding Prioritization Process

		2015-2017, 2017-2019	2019-2021 →
<b>FIRST PRIORITY</b>	Project Type:	WARM, SAFE, DRY <i>(System Replacement)</i>	SPACE <i>(Growth, Suitability)</i>
		<b>\$10M per Year</b>	
	Ranking Factors:	Wealth Index	
		District Student Enrollment (3rd Quarter ADM)	10-Year Enrollment Growth %
<b>SECOND PRIORITY</b>	Project Type:	SPACE <i>(Growth, Suitability)</i>	WARM, SAFE, DRY <i>(Space Replacement or Total Renovation)</i>
	Ranking Factors:		Campus Value Ranking
			Wealth Index
		10-Year Enrollment Growth %	
<b>THIRD PRIORITY</b>	Project Type:	WARM, SAFE, DRY <i>(Space Replacement or Total Renovation)</i>	WARM, SAFE, DRY <i>(System Replacement)</i>
	Ranking Factors:	Campus Value Ranking	Wealth Index
			District Student Enrollment (3rd Quarter ADM)
		Wealth Index	

## 2017-2019 Partnership Program Preliminary Project Information

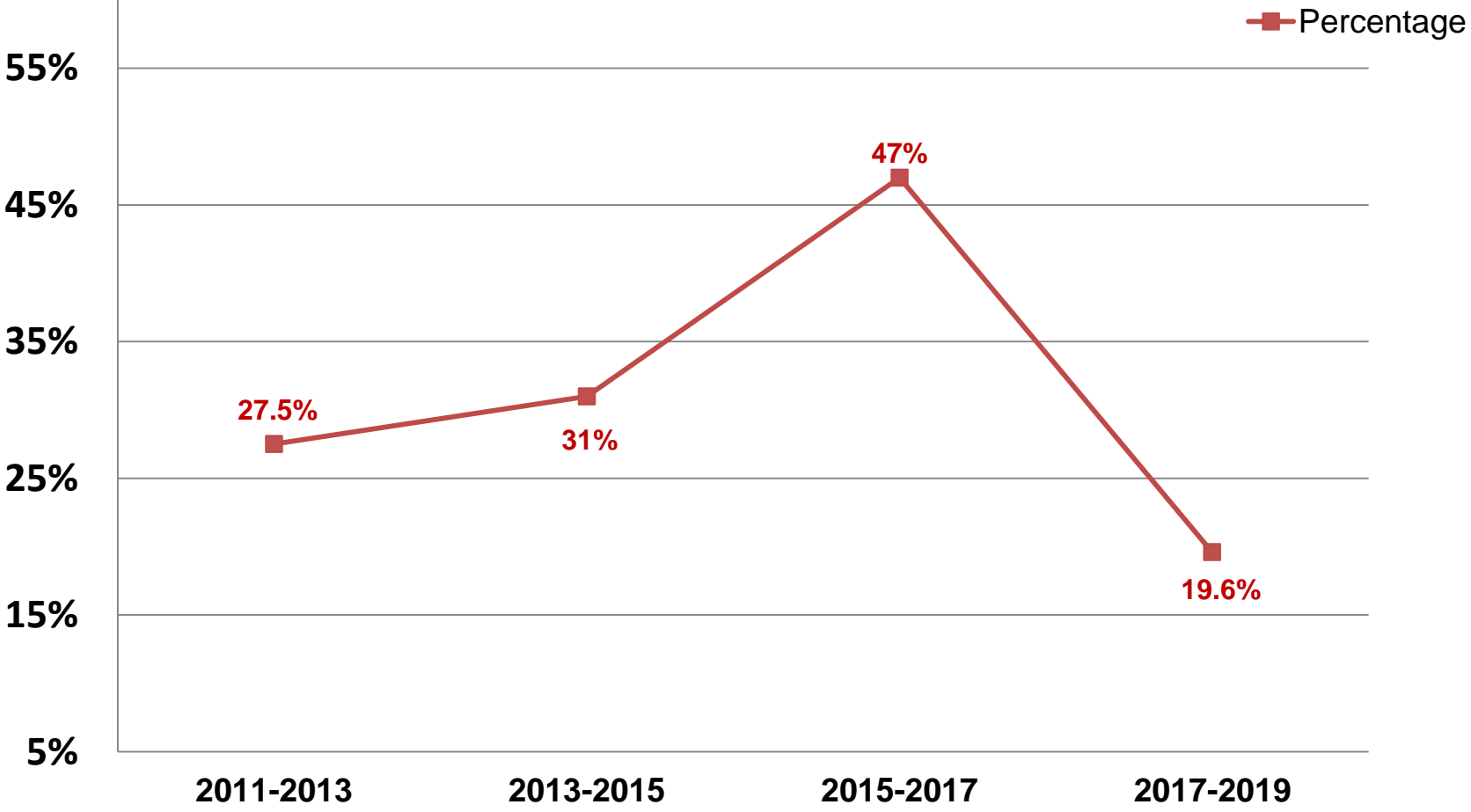
	Year 1	Year 2	Total
<b>WSD Systems</b>	83	80	<b>163</b>
<b>Space</b>	49	16	<b>65</b>
<b>WSD Space</b>	25	7	<b>32</b>
	<b>157</b>	<b>103</b>	<b>260</b>

# Partnership Program Project Applications



**1719 SPACE**  
 Growth 65  
 Replacement 32

# Percentage of Project Disapprovals



ACT 962 OF 2015

# Summary of Disapproved Projects

	2011-2013	2013-2015	2015-2017	2017-2019
<b>No Suitability Need</b>	<b>22</b>	<b>22</b>	<b>22</b>	<b>14</b>
<b>Incomplete Application - Total</b>	<b>4</b>	<b>30</b>	<b>83</b>	<b>18</b>
➤ <i>Schematic</i>	N/A	12	40	5
➤ <i>Resolution</i>	N/A	10	21	11
➤ <i>POR</i>	N/A	0	9	1
➤ <i>Other</i>	N/A	8	13	1
<b>Other</b>	<b>57</b>	<b>66</b>	<b>29</b>	<b>19</b>
<b>TOTAL</b>	<b>83</b>	<b>118</b>	<b>134</b>	<b>51</b>

## Partnership Program Funding (*Million \$*) 2015-2017

	FY16	FY17
Carryover to 2016	\$58.5	
Holdback Catastrophic	(\$2.60)	
General Revenue, Category A	\$34.80	\$41.80
General Revenue, Category C	\$7.00	
Bonded Debt Assistance Savings <i>(Debt Service Funding Supplement)</i>	\$14.40	\$15.00
General Improvement Fund	\$40.00	
Total Yearly Funding <i>(Yearly SFP)</i>	\$152.10 (\$120.70)	\$56.80 (\$40.50)
Difference	\$31.4	\$16.30
<b>Carryover to 2018</b>		<b>\$47.70</b>

## Partnership Program Summary of Committed and Expended Funds Through October 7, 2016

<b>Project Funding Cycle</b>	<b>Qualifying Project Costs</b>	<b>Committed State Financial Participation</b>	<b>State Financial Participation - Amount Paid to Date</b>	<b>Unexpended Funds</b>	<b>% Complete</b>
<b>2006 - 2007</b>	\$457,542,728	\$205,246,949	\$205,246,949	\$ -	100%
<b>2007 - 2009</b>	\$942,055,687	\$261,196,796	\$261,196,796	\$ -	100%
<b>2009 - 2011</b>	\$289,176,368	\$98,779,215	\$98,779,215	\$ -	100%
<b>2011 - 2013</b>	\$366,362,016	\$137,865,466	\$137,759,965	\$105,501	99.92%
<b>2013 - 2015</b>	\$444,228,814	\$162,423,261	\$131,650,398	\$30,772,863	81.05%
<b>2015 - 2017</b>	\$362,177,546	\$161,197,664	\$29,242,238	\$131,955,426	18.14%
<b>TOTALS</b>	<b>\$2,861,543,159</b>	<b>\$1,026,709,351</b>	<b>\$863,875,561</b>	<b>\$162,833,790</b>	



## Educational Facilities Partnership Fund Through October 7, 2016

	Committed Projects	Funding
<b>Immediate Repair</b>	\$28,079,953	<b>\$28,079,953</b>
<b>Transitional</b>	\$86,000,000	<b>\$86,000,000</b>
<b>Catastrophic</b>	\$2,892,659	<b>\$5,500,000</b>
<i>Catastrophic - Carryover</i>	\$2,607,341	
<b>Partnership</b>		<b>\$1,082,074,272</b>
2006-2007	\$205,246,949	
2007-2009	\$261,196,796	
2009-2011	\$98,779,215	
2011-2013	\$137,865,466	
2013-2015	\$162,423,261	
2015-2017	\$161,197,664	
<i>Partnership - Carryover</i>	\$47,798,479	
<b>Contracts</b>	\$7,566,442	
	<b>\$1,201,654,225</b>	<b>\$1,201,654,225</b>

# Appeals Process

Written Determination



*No Later than 60 Days*

District Appeal with Brief to Review Board

Written Responses

Hearings (*Review Board/Commission*)

Briefs

Final Written Determination



*Up to 9 Months Process*

# 2017-2019 Partnership Program Preliminary Application SFP

	<b>MILLION</b>
Year 1 WSD Systems (Priority One)	\$34 <i>(Subject to \$10M max)</i>
Year 1 Space (Priority Two)	\$121
Year 1 WSD Space (Priority Three)	\$86
Year 1 Total Application SFP	<u>\$241</u>
Year 2 WSD Systems (Priority One)	\$50 <i>(Subject to \$10M max)</i>
Year 2 Space (Priority Two)	\$28
Year 2 WSD Space (Priority Three)	\$9
Year 2 Total Application SFP	<u>\$87</u>

**These are very preliminary numbers and do not reflect redeterminations  
and/or potential appeals.**

# Act 962 of 2015

## High Growth School Districts

DISTRICT	ADM13 Avg ADM Q3	ADM15 Avg ADM Q3	Percentage of Change	COOPERATIVES	COUNTY
Nevada School District	362.0150376	421.01503759	0.162976655	Southwest	Nevada
Palestine-Wheatley School District	654.5891473	759.81225452	0.160746795	Great Rivers	St. Francis
Sloan-Hendrix School District	634.6	716.27272727	0.128699539	Northeast	Lawrence
Pea Ridge School District	1742.356589	1,953.78461538	0.121346014	Northwest	Benton
Brookland School District	1970	2,192.14814815	0.112765557	Crowley's Ridge	Craighead
White County Central School District	643.0458015	713.53787879	0.109622172	Guy Fenter	White
West Side School District	422.8571429	461.46564885	0.091303899	Arch Ford	Cleburne
Drew Central Schools	887.6740741	963.66651163	0.085608491	Southeast	Drew
Southside School District – Batesville	1597.0625	1,719.35263158	0.076571913	Northcentral	Independence
Genoa Central School District	1065.727273	1,145.96124031	0.075285647	Southwest	Miller
Ouachita River School District	670.2868217	716.30925268	0.068660802	DeQueen/Mena	Polk
Decatur Public Schools	545.4042067	582.77443609	0.068518411	Northwest	Benton
East End School District	621.4728682	663.83206107	0.06815936	Arch Ford	Perry
Bentonville Public Schools	15039.80084	16,052.1709733	0.067312735	Northwest	Benton
Magnet Cove School District	640.8727132	682.17054264	0.064439987	Dawson	Hot Spring
Hillcrest School District	379.9618321	403.93939394	0.063105185	Northeast	Lawrence
Greenland School District	808.7906977	851.06766917	0.052271832	Northwest	Washington
County Line School District	436.4341085	459.23664122	0.052247366	Guy Fenter	Franklin
Fountain Lake School District	1287.57875	1,353.51915385	0.051212715	Dawson	Garland
Camden Fairview School District	2434.241298	2,555.18550388	0.049684559	South Central	Ouachita
Hampton School District	514.8650794	540.24427481	0.049292905	South Central	Calhoun
Rector School District	571.968	600.03030303	0.049062715	Northeast	Clay
Lakeside School District ( <i>Hot Springs</i> )	3211.214436	3,367.21212121	0.048579031	Dawson	Garland
Westside School District	635.6923077	666.52307692	0.048499516	Northeast	Johnson
Pottsville School District	1617.510938	1,693.41782946	0.046928209	Arch Ford	Pope
Jackson County School District	837.3800835	875.5	0.045522836	Northeast	Jackson
Paragould School District	2944.529431	3,066.04	0.041266549	Northeast	Greene
Magnolia Public Schools	2751.484375	2,863.06294574	0.040552137	South Central	Columbia

# Act 962 of 2015

## High Growth School Districts



10/1/2015		10/1/2016	
Dawson	7	Northeast	6
Crowley's Ridge	4	Northwest	4
Northwest	4	South Central	4
Guy Fenter	3	Arch Ford	3
Northeast	3	Dawson	3
Ozarks Unlimited	2	Guy Fenter	2
		Southwest	2
Arch Ford	1	Crowley's Ridge	1
De Queen	1	DeQueen/Mena	1
Great Rivers	1	Great Rivers	1
Northcentral	1	Northcentral	1
South Central	1	Southeast	1
Southeast	1		
Wilbur Mills	1		
Arkansas River	0	Arkansas River	0
Pulaski County	0	Ozarks Unlimited	0
Southwest	0	Pulaski County	0
		Wilbur Mills	0
	<b>30</b>		<b>29</b>

Source: Arkansas SBDC, <http://asbdc.ualr.edu>

# Arkansas Division of Public School Academic Facilities & Transportation Website

**Arkansas Division of Public School Academic Facilities and Transportation**

**Facilities**  
One Capitol Mall, Suite 4D-200  
Little Rock, AR 72201  
Phone (501) 682-4261  
Fax (501) 683-1200

**Transportation**  
One Capitol Mall, Suite 4D-200  
Little Rock, AR 72201  
Phone (501) 682-4264  
Fax (501) 682-6308

[About Us](#) [Facilities](#) [Transportation](#) [Reports & Presentations](#) [Commission](#) [News](#) [Events](#) [Contact Us](#)

**Welcome**

Welcome to the Arkansas Division of Public School Academic Facilities and Transportation. We strive to provide you with all the information you seek in regards to the public school facilities and transportation. If you do not find what you are looking for, or have special requests/needs, feel free to [Contact Us](#) with your inquiry.

**Recent News**

- [New Construction and Fiscal Tracking](#)
- [Revised Draft POR For 2017-2019 Project Funding Cycle](#)

[Browse All Articles»](#)

**Upcoming Events and Deadlines**

There are no upcoming events

**Key Links**

- [Facility Manual](#)
- [Master Planning Tool](#)
- [Master Plan 2016 Training](#)
- [POR - Draft till Approved](#)
- [Rules - Facilities](#)
- [RULES AND MANUALS - DRAFT](#)
- [District Reports](#)

Arkansas Department of Education
 Arkansas State Legislature

Arkansas Association of Educational Administrators
 Arkansas Code
 Arkansas Rural Ed Association

SchoolDude
 Arkansas Education Service Cooperatives


Arkansas School Plant Management Association

[Click Here to read the COMMISSIONER'S MEMOS](#)

[About Us](#) [Facilities](#) [Transportation](#) [Reports](#) [Commission](#) [Events](#) [Contact Us](#) [Site Map](#)

Copyright © 2015 DPSAFT. All rights reserved.  
Designed, Developed & Marketed by FLEXISO

<http://arkansasfacilities.arkansas.gov/>



Arkansas Division of  
Public School Academic  
Facilities and Transportation

**Presented to:**  
**House Committee on Education**  
**Senate Committee on Education**

**ARKANSAS DIVISION OF PUBLIC SCHOOL ACADEMIC  
FACILITIES AND TRANSPORTATION**

**October 10, 2016**