

Growing Arkansas's Largest Industry



ARKANSAS
Department of Agriculture

2022

**LOCAL FOOD, FARMS,
AND JOBS ACT REPORT**

TABLE OF CONTENTS

EXECUTIVE SUMMARY	1
BACKGROUND	2
SUMMARY OF 2022 SUBMITTED REPORTS	3
Screening Questions.....	4
Respondents Eligible for Full Report	4
Food and Beverage Procurement.....	5
Local Farm and Food	6
Institution Commitment.....	6
Motivators and Barriers.....	7
CONCLUSION	8
APPENDIX A: RESPONDENTS	9
APPENDIX B: LOCAL FOOD VENDORS	15
APPENDIX C: REPORTED LOCAL FARM AND FOOD PRODUCTS	16

Respectfully submitted to:

The Honorable Asa Hutchinson, Governor

Co-Chairs of the Arkansas Legislative Council

House and Senate Committees on Agriculture, Forestry, and Economic Development

Prepared by:

The Arkansas Department of Agriculture with support from the Office of Community Health and Research at the University of Arkansas for Medical Sciences – Northwest Campus.

Arkansas Department of Agriculture: Erica Benoit, Karen Reynolds, Amy Lyman, and Cynthia Edwards. Graphic design by Joby Miller.

Office of Community Health and Research at the University of Arkansas for Medical Sciences – Northwest Campus: Emily English, Kelly Dundon, Julian Thomas, Christopher Long, Tanvangi Tiwari, and Katarina Noori.

EXECUTIVE SUMMARY

The Local Food, Farms, and Jobs Act (Local Food Act) was enacted in 2017 and amended in 2019 to create, strengthen, and expand local farm and food economies throughout the state. The Local Food Act requires institutions to set a goal of at least 20% of the institution's¹ purchases of food products be spent on local food, and it requires institutions to provide information on their local² food procurement budget.

A total of 1,267 institutions were identified to receive the reporting form because they received funding from the state or offered a food service program. Of those institutions, 612 respondents (48.3%) completed the form's initial screening questions to determine if they met the criteria to complete a full report, and 655 (51.7%) institutions did not start the screening questions. Of the 612 institution respondents, 484 (79.1%) met the criteria for reporting, and 128 (20.9%) did not meet the criteria for reporting because they did not receive state funding, did not operate a food service program, or both. Of the 484 respondents who met the criteria for reporting, 484 (100.0%) completed the report and 0 (0.0%) partially completed the report. Respondents used information from fiscal year 2022 (FY2022).

The following list provides an overview of the information reported by institutions. For more information, please read the full 2022 Local Food, Farms, and Jobs Act Annual Report that follows.

- The median percentage of the total food budget spent on local food for all eligible respondents was 16.6%.
 - A total of 207 institutions reported meeting the Local Food, Farms, and Jobs Act goal of 20% or more of their local food budget spent on local food.
 - The vendors used to purchase local farm and food products were distributors/wholesalers, farms, grocers, processors, and others. The two vendors most frequently reported by respondents were Hiland Dairy and Sysco.
 - The most common farm and food products reported were chicken, milk, ground beef, and pork.
 - To purchase and procure local products, respondents identified that they intend to work with a broadline or wholesale distributor (74.7%) and intend to work directly with a farmer, producer, or processor (27.1%).
 - Institutions reported being most interested in purchasing vegetables (80.2%) and dairy (74.8%).
 - Institutions reported obtaining higher quality products and meeting the requirements of the Local Food Act as the largest motivators to purchase local foods.
 - Institutions reported lack of supply and higher costs for local food and/or farm products as the largest barriers to purchasing local farm and/or food products.
- The total food budget was reported by 484 institutions, and the median³ of the range of responses was \$229,388. All responses together totaled \$241,425,150.00.
 - A total of 411 institutions reported purchasing local food products, an increase from 314 institutions in 2021.
 - The median of the range spent on local food for all eligible respondents was \$37,056.61. All responses together totaled \$53,450,164.00 spent on local food.

1. Institute of higher education (college, university), school district, early childhood education facility, state agency or other entity of the state, medicaid funded/provider (senior care center, residential treatment facility, skilled nursing facility, etc.), public library, and other designees under contract within Arkansas.
2. Food products that are grown in Arkansas, packaged and processed in Arkansas, and/or both.
3. The median is included in this report as a general representation of the central measure or middle number if the values were lined up sequentially from smallest to largest. Mean (also known as average) was not included because of the wide range in the reach and size of the institutions reporting.

BACKGROUND

The Local Food, Farms, and Jobs Act (Local Food Act) was enacted in 2017 to create, strengthen, and expand local farm and food economies throughout the state. The Local Food Act also intended to support and encourage the procurement of local farm or food products as a significant portion of all food products.

The Local Food Act of 2017, codified at A.C.A. 15-4-3801, required institutions that received at least \$25,000 from the state of Arkansas for the purchase of food products to set a goal to ensure that 10% of the amount budgeted for food purchases in fiscal year 2018 was spent on local farm and food products. The goal increased to at least 20% for subsequent fiscal years.

The law also required institutions to submit information annually about their local food procurement to the Bureau of Legislative Research. The Bureau of Legislative Research was instructed to submit an annual report to the Governor and the co-chairs of the Legislative Council, or the co-chairs of the Joint Budget Committee, if the General Assembly was in session.

The Bureau of Legislative Research fulfilled the reporting requirements in 2017 and 2018 by sending a form to institutions meeting the definition as defined in the Local Food Act. In 2017, the Bureau of Legislative Research surveyed 130 institutions, and 103 (79.2%) responded. Of the 103 responses, 12 (11.7%) of the institutions reported they met the reporting criteria and 91 (88.3%) of the institutions reported that they did not meet the reporting criteria because they did not receive at least \$25,000 from the state to purchase food or food products. Based on the data received in fiscal year 2017, the median percentage of the food budget that was spent on local farm and food products was 8.0%.

In 2018, the Bureau of Legislative Research surveyed 146 institutions, and 55 (37.7%) responded. Of the 55 responding institutions, 8 (14.5%) met the criteria for reporting and 47 (85.5%) reported that they did not meet the reporting requirements. Based on the data received in fiscal year 2018, the median percentage of the food budget that was spent on local farm and food products was 11.0%. A copy of the 2017 and 2018 Annual Reports can be found on the Department's website at agriculture.arkansas.gov/arkansas-department-of-agriculture-programs/the-local-food-farms-and-jobs-act.

Significant changes were made to the Local Food Act during the 2019 legislative session of the Arkansas General Assembly by Act 796 of 2019. The amendment requires institutions that receive at least \$25,000 a year from the state and offer a food service program to report annually on their local food procurement. It increased the local food procurement goal from 20% of the institution's purchases of food products to be spent on local farm and food products to **at least 20%**.

The amendment expanded the number of institutions required to report by changing the definition of "institution" to include institutes of higher education, childcare facilities, after-school programs, state parks, state agencies, and designees under contract that receive at least \$25,000 a year from the state. Further, it expanded the duties of a program coordinator position to work with distributors and assist producers in gaining access to institutions, distribution networks, and food service operators. Finally, the amendment placed the responsibility to collect and report on local food procurement data with the Arkansas Department of Agriculture and required the annual report to be submitted to the House and Senate Committees on Agriculture, Forestry, and Economic Development. A copy of Act 796 of 2019 can be found on the Department's website at agriculture.arkansas.gov/arkansas-department-of-agriculture-programs/the-local-food-farms-and-jobs-act.

In 2019, the Arkansas Department of Agriculture (Department) partnered with the Access to Healthy Foods Research Group at Arkansas Children's Research Institute and the Office of Community Health and Research at the University of Arkansas for Medical Sciences (UAMS) to prepare the annual report. An online survey was distributed to 1,980 institutions identified as receiving funding from the state at some level. Of the 1,980 who received the survey, 454 (22.9%) completed it. Of those, 176 (38.8%) met the criteria for reporting, and 278 (61.2%) did not meet the criteria for reporting because they did not receive state funding and/or did not operate a food service program. Based on the data received in fiscal year 2019, the median percentage of the food budget spent on local farm and food products was 15.0%.

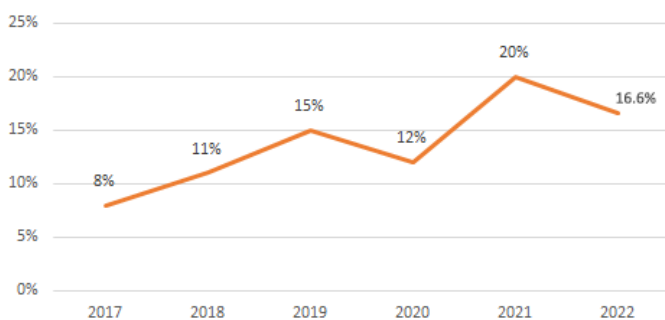
In 2020, the Department partnered with the Office of Community Health and Research at UAMS to prepare the annual report. An online survey was distributed to 2,322 institutions identified as receiving funding from the state at some level. Of the 2,322 institutions who received the survey, 673 (29.0%) completed it. Of those, 352 (52.3%) met the criteria for reporting, and 321 (47.7%) did not meet the criteria for reporting because they did

not receive state funding and/or did not operate a food service program. Based on the data received in fiscal year 2020, the median percentage of the food budget spent on local farm and food products was 12.0%.

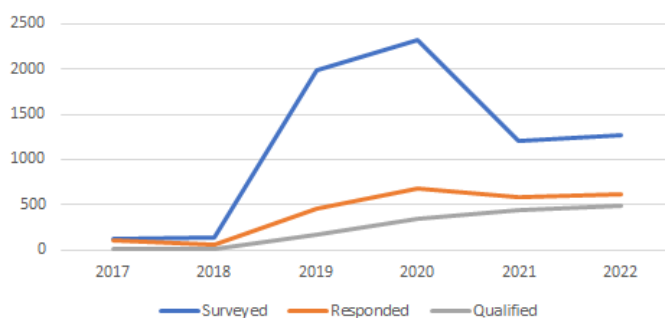
In 2021, in partnership with the Office of Community Health and Research at UAMS, an online survey was distributed to 1,206 institutions identified as receiving funding from the state at some level. Of the 1,206 institutions who received the survey, 579 respondents (48.0%) completed it. Of those, 449 (77.5%) met the criteria for reporting, and 130 (22.5%) did not meet the criteria for reporting because they did not receive state funding and/or did not operate a food service program. Based on the data received in fiscal year 2021, the median percentage of the food budget spent on local farm and food products was 20.2%.

Copies of all previous Annual Reports can be found on the Department’s website at agriculture.arkansas.gov/arkansas-department-of-agriculture-programs/the-local-food-farms-and-jobs-act.

Percentage of Budget Spent on Local Food Comparison (median)



Institution Comparison



SUMMARY OF 2022 SUBMITTED REPORTS

In 2022, the Department partnered with the Office of Community Health and Research at UAMS to meet the requirements of the Local Food Act. Beginning early in the year, the Department and UAMS worked to expand awareness and outreach about the Local Food Act by developing resources and providing technical assistance via email, phone, and online resources to institutions and distributors.

The Department and UAMS initiated the 2022 reporting requirements by gathering contact information from the Arkansas Department of Finance and Administration, Arkansas Department of Education, and the Arkansas Department of Human Services for all potentially eligible institutions and to refine the recipient list based on 2021 responses.

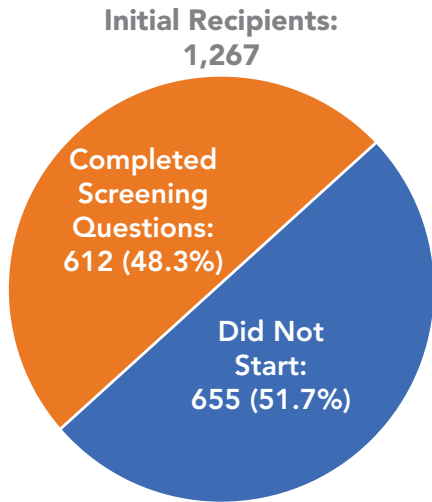
The online survey was updated and reviewed by key stakeholders to improve clarity. On July 25, 2022, it was distributed to 1,267 institutions identified as receiving funding from the state and/or operating a food service program. Institutions were given until October 1, 2022, to complete the survey. The Department provided technical assistance to the institutions via email and phone communications while the survey was open.

In August 2022, the Department launched the updated web page. The web page has information about the Local Food Act, including a Frequently Asked Questions document, an eligibility infographic, a social media and promotion toolkit, and the 2017-2021 Annual Reports. Since the FY2022 reporting form launched, the web page has had a total of 409 pageviews, including 266 unique pageviews with an average view time of 1:08 minutes.

A webinar was hosted on August 9, 2022 to give an overview of the Local Food Act and to facilitate a question-and-answer session. It was attended by 44 people, with 62 registered to attend. The webinar has received an additional 57 views on YouTube. A recording of the webinar and other information was added to the web page at agriculture.arkansas.gov/arkansas-department-of-agriculture-programs/the-local-food-farms-and-jobs-act.

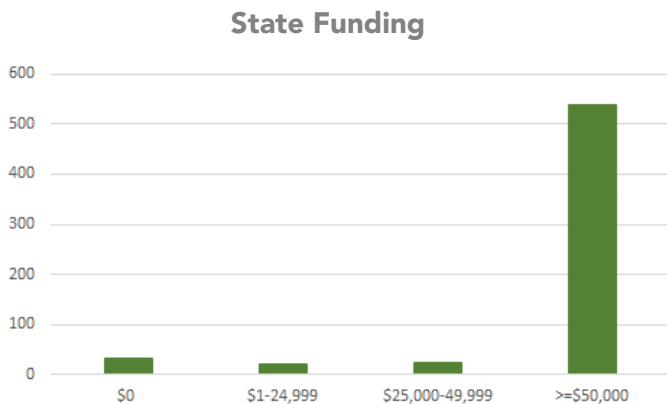
Screening Questions

The goal of the first set of questions was to determine if the recipient met the criteria for reporting on local food procurement. To meet the reporting requirements, institutions must receive at least \$25,000 per year from the state and offer a food service program. Of the 1,267 institutions identified as receiving funding from the state or offering a food service program, 612 respondents (48.3%) completed the screening questions, and 655 (51.7%) institutions did not start the screening questions.



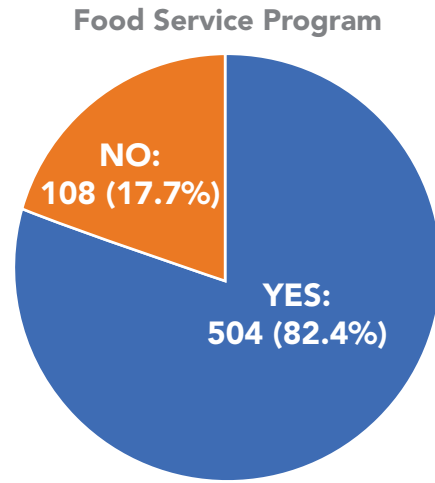
State Funding

The first question asked institutions how much state funding they received in fiscal year 2022, and 612 institutions responded. Of the 612 respondents, 33 (5.4%) reported not receiving any state funding, 20 (3.3%) institutions reported receiving \$1 - \$24,999 in state funding, 25 (4.1%) institutions received \$25,000 - \$49,999 in state funding, and 534 (87.3%) institutions received greater than or equal to \$50,000 in state funding.



Food Service Program

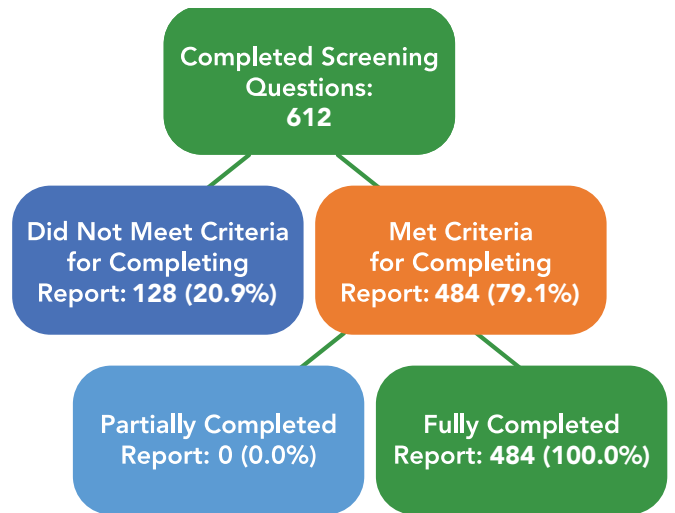
The second question asked institutions whether or not they offered a food service program, and 612 institutions responded. A total of 504 (82.4%) reported having a food service program, and 108 (17.7%) reported not having a food service program.



Respondents Eligible for Full Report

Based on the answers to the state funding and food service program questions, 484 institutions (79.1%) met the criteria for reporting on local food procurement goals and 128 institutions (20.9%) did not meet the criteria for reporting because they did not receive state funding, did not operate a food service program, or both.

Respondents Eligible for Full Report

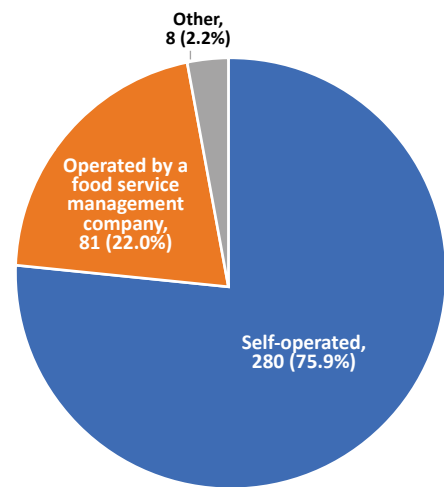


Of the 484 respondents who met the criteria for reporting, 484 (100.0%) completed the report by providing both their total food budget and their total local food budget, and answers to some or all additional questions. 73 institutions indicated that they did not purchase local food in FY 2022. 0 (0.0%) institutions partially completed the report.⁴ All information from institutions that both partially completed the report and submitted a complete report was included in the analyses of each question and is reported below. For a complete list of respondents, please see Appendix A.

Type of Institution

Respondents were asked to classify their institutions based on the categories detailed in the Local Food Act. Of the 484 institutions who met the criteria for reporting, 21 (4.3%) are institutes of higher education, 221 (45.7%) are school districts, 38 (7.8%) are early childhood education facilities, 188 (38.8%) are Medicaid-funded programs and providers, 8 (1.7%) are state agencies, and 8 (1.7%) are other types of institutions, including library systems, out-of-school programs, senior programs, and community programs.

Type of Food Service Program

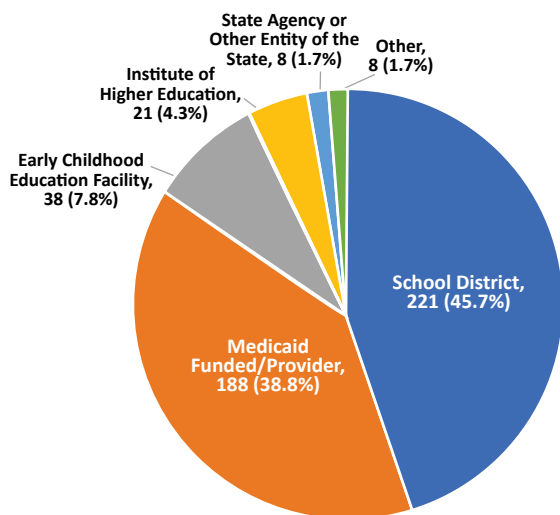


Food and Beverage Procurement

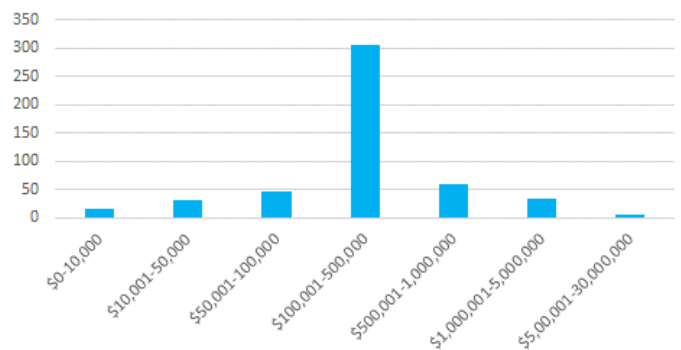
FY2022 Total Food Budget

Institutions were asked to report their annual food budget, and 484 institutions reported their food budget by providing the amount of funding they spent to purchase food products. The responses ranged from spending \$923.00 to \$26,157,999.69 annually with the middle amount (median⁵) of the range at \$229,387.90. All responses together totaled \$241,425,150.00.

Type of Institution



FY2022 Total Food Budget



Type of Food Service Program

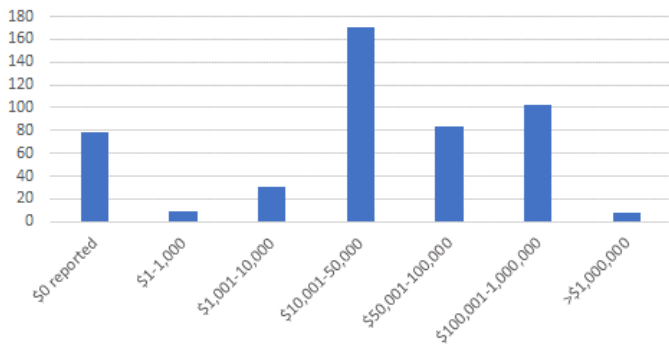
Institutions were asked to provide information about how their food service program was managed. Of the 369 respondents to this question, 280 (75.9%) self-operate their food service program, 81 (22.0%) use a food service management company, and 8 (2.2%) reported an “Other” category. Some of the other ways food service programs were operated include working with other local partner institutions and a hybrid of self-operation and working with other food service programs.

FY2022 Total Local Food Budget

A total of 485 institutions reported the amount of money used to purchase local farm and food products. The responses ranged from spending \$0 to \$8,296,458.50 annually with the median of the range falling at \$37,056.61. All responses together totaled \$53,450,164.00.

4. Responses were considered partially complete if some information was provided but the respondent did not provide both their total and local food budgets.
 5. The median is included in this report as a general representation of the central measure or middle number if the values were lined up sequentially from smallest to largest. Mean (also known as average) was not included because of the wide range in the reach and size of the institutions reporting.

FY2022 Local Food Budget



Percentage of FY2022 Total Food Budget Spent on Local Food

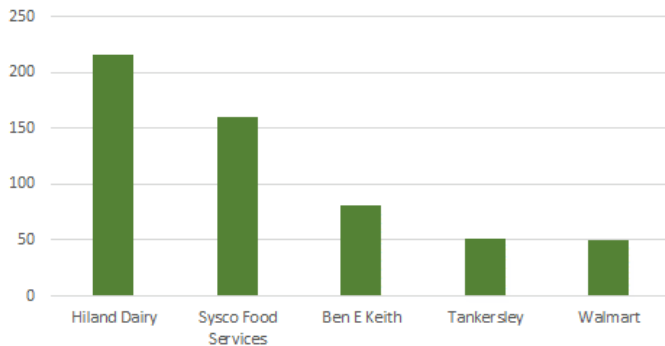
A total of 485 institutions reported their total food budget and dollars spent on local farm and food products. The percentage of dollars spent on local farm and food products was calculated for each institution. The median percentage of dollars spent by institutions on local food was 16.6%. A total of 207 institutions (42.7%) met the Local Food, Farms, and Jobs Act goal of 20% or more of their local food budget for FY2022 being spent on local food.

Local Farm and Food

Vendors

Respondents who reported purchasing local farm and food products were asked to provide a list of vendors from whom they purchased those products. Vendors included distributors, farms, grocers, processors, and others. The most frequently used vendors were Hiland Dairy, Sysco, Ben E. Keith, Tankersley, and Walmart. For a full list of vendors, see Appendix B.

Top Local Farm and Food Vendors



Products

Institutions that reported purchasing local farm and food products were asked to provide a list of the products purchased. The categories reported were vegetables; fruit; dairy; meat, protein, eggs; whole grains, seeds, nuts; non-dairy beverages; fresh herbs; processed and prepared foods; and seasonings, sauces, condiments, and jams. The most commonly reported local farm and food products purchased were chicken, milk, ground beef, and pork. For a full list of products, see Appendix C.

Institution Commitment

Policy Statement

The Local Food Act requires each institution to submit a policy statement signed by the executive head of the institution expressing a commitment to comply with the Local Food Act in the following fiscal year. A total of 341 institutions submitted the required policy statement. The policy included the local procurement goal of “at least twenty percent (20%) of the institution’s purchases of food products is spent on local farm and food products.” For a full list of those who submitted a policy statement, see Appendix A.

Local Vendor Preference for FY2023

Institutions were asked how they plan to meet their local procurement goals. They were able to select their vendor preference from a list of multiple categories, and 485 institutions responded. Of those, 363 (74.9%) indicated they intend to purchase local through their wholesale distributor like Sysco or Ben E. Keith, 133 institutions (27.4%) intend to work directly with a producer/grower/farmer/processor, 97 (20.0%) reported wanting to work with a food hub, 30 (6.2%) reported wanting to work with a cooperative, and 25 (5.2%) reported they intend to grow products on-site. Additional answers included examples such as utilizing local farms and working with local vendors, distributors, and food banks to identify local products.

Local Food Preference for FY2023

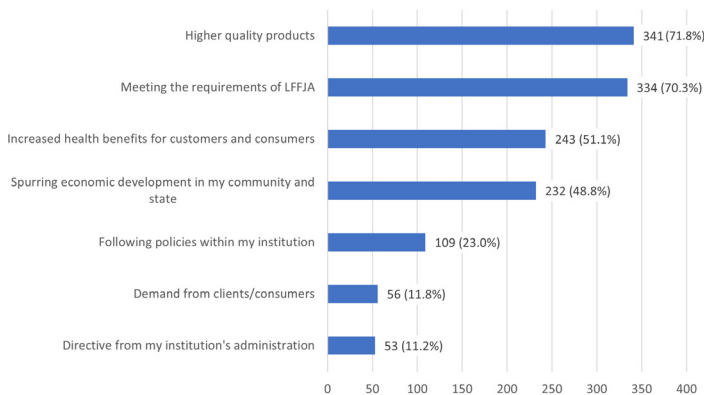
Institutions were asked what product categories they were interested in purchasing. They were able to select their food preferences from a list of multiple categories, and 465 institutions responded. The results are as follows: 373 (80.2%) were interested in vegetables, 348 (74.8%) in dairy, 309 (66.5%) in fruit, 305 (65.6%) in meat, 192 (41.3%) in processed and prepared foods, 149 (32.0%) in grains, 110 (23.7%) in seasonings, sauces, condiments, and jams, 62 (13.3%) in fresh herbs, and 0 (0.0%) in non-dairy beverages.

Motivators and Barriers

Motivators for Purchasing Local Food

Respondents were asked to select their top three motivators for procuring local farm and food products, and 475 responded. Of those, 341 (71.8%) identified higher quality products, 334 (70.3%) identified meeting the requirements of the Local Food Farms and Jobs Act, 243 (51.1%) identified increased health benefits for their consumers and customers, 232 (48.8%) identified spurring economic development in their community and state, 109 (23.0%) identified following policies within their institutions, 56 (11.8%) identified demands from clients/customers, and 53 (11.2%) identified directive from their institution's administration as motivators for purchasing local foods.

Motivators



Barriers to Purchasing Local Food

Respondents were asked to select their top three barriers to procuring local food and farm products, and 476 responded. Of those, 282 (59.2%) identified higher costs for local food and/or farm products, 265 (55.7%) identified a lack of supply to meet their needs, 249 (52.3%) identified a lack of information about where to purchase local food and/or farm products, 165 (34.7%) identified COVID-19 and the resulting supply chain issues, 146 (30.7%) identified lack of clearly labeled local farm and/or food products from their distributor, 101 (21.2%) identified a lack of knowledge about how to purchase local food and/or farm products, 100 (21.0%) identified an inability to justify purchasing local food and/or farm products over comparable non-local products, and 32 (6.7%) identified that food purchased locally does not meet the food safety requirements of their program as barriers to purchasing local food.

Barriers



Facilitators to Procuring Local Foods

Institutions were asked to select which tools helped facilitate procuring local foods in FY2022, and 386 institutions responded. Of those, 196 (50.8%) identified positive relationships and communication with procurement partners, 155 (40.2%) identified successful past local purchasing, 94 (24.4%) identified institutional policies and contracts that support local purchasing, 68 (17.6%) identified the Arkansas Department of Agriculture's local food act infographic, 34 (8.8%) identified the Local Food, Farms, and Jobs Act annual reports from previous years, and 31 (8.0%) identified the Local Food, Farms, and Jobs Act informational webinars provided by the Arkansas Department of Agriculture as facilitators in purchasing local foods.

CONCLUSION

The Local Food, Farms, and Jobs Act (Local Food Act) is a “farm to institution” policy, which aims to increase the purchase of locally grown and processed food products in institution-based food service programs across the state of Arkansas.

Procuring products from within the state spurs local economic development by engaging Arkansas farms and producers. In addition, farm to institution practices can provide healthier, fresher food choices to students, employees, and others eating in these institutions while also engaging and educating consumers about the value of eating healthy, local food. Potential benefits of farm to institution practices range from creating a stable market for local products, increasing participation in meal programs, and increasing community awareness of local farming and food systems.

Based on the fiscal year 2022 data, the Arkansas Department of Agriculture (Department) will work to respond to the motivators, barriers, and facilitators identified by institutions. The 2023 goals for the Department, in partnership with the Office of Community Health and Research at the University of Arkansas for Medical Sciences (UAMS), are:

- Continue to refine the identification of which institutions in the state meet the eligibility requirements for reporting based on receiving at least \$25,000 from the state and offering a food service program;
- Continue to improve the reporting instrument based on key stakeholder feedback;
- Provide technical assistance to institutions, distributors, food hubs, and producers;
- Develop lists, resources, and tools that connect institutions to the local supply chain;
- Work with distributors to help them identify and market local farm and food products; and
- Work with farmers and producers to connect them to distributors, food hubs, and institutions.

Beyond the Local Food Act, the Department’s support for farm to institution includes a Farm to School and Early Childhood Education Program and the Arkansas Grown, Arkansas Made, and Homegrown by Heroes branding programs. The Department will continue to commit staff to support efforts to: 1) deepen our understanding of the stakeholder needs of farmers, aggregators, processors, distributors, institutional buyers, and consumers; 2) foster and support this network; and 3) share best practices identified in our state and across the country.

The Department is honored to support the goals of the Local Food Act and is pleased to submit the Local Food, Farms, and Jobs Act 2022 Annual Report. The Department appreciates the assistance from our partners who provided contact information for institutions and support with developing, administering, and analyzing data from the online survey to make this report possible.

For more information about the report, please contact Erica Benoit or Karen Reynolds at the Arkansas Department of Agriculture.

ERICA BENOIT
FARM TO SCHOOL AND EARLY CHILDHOOD EDUCATION
PROGRAM COORDINATOR

Arkansas Department of Agriculture
1 Natural Resources Drive, Little Rock, AR 72205
(501) 251-3019
erica.benoit@agriculture.arkansas.gov
agriculture.arkansas.gov

KAREN A. REYNOLDS
GRANTS PROGRAM MANAGER

Arkansas Department of Agriculture
1 Natural Resources Drive, Little Rock, AR 72205
O (501) 225-1598 | M (501) 529-1630
karen.reynolds@agriculture.arkansas.gov
agriculture.arkansas.gov

APPENDIX A: RESPONDENTS

The Local Food, Farms, and Jobs Act (Local Food Act) requires a list of respondents to be identified and publicly listed. A total of 612 institutions responded to the screening questions that determined their eligibility to complete a full report. A total of 484 (79.1%) institutions met the criteria for full reporting, and 128 (20.9%) did not meet the criteria.

Respondents indicated their institution type and institutions are listed below based on the type they self-selected. Institutions who met the criteria are further broken down into completing a full report or partially completed report group.

Institutions who submitted a signed policy statement outlining their commitment to local food procurement have an asterisk (*) next to their name below. For a full list of non-responders, please contact LFFJAHelp@arkansas.gov.

Institutes of Higher Education

This institution group includes colleges and universities. A total of 31 institutions responded to the screening questions. Of the 31 respondents, 21 (67.7%) were eligible to complete the full report, and 10 (32.3%) did not meet the criteria for full reporting.

Met Criteria for Full Reporting (Complete Reports)

Arkansas State University*
Arkansas State University-Mountain Home*
Arkansas State University-Newport
Arkansas Tech University*
Black River Technical College
Cossatot Community College of the University of Arkansas*
Henderson State University*
John Brown University
National Park College*
Ozarka College*
South Arkansas Community College
University of Arkansas - Fayetteville*
University of Arkansas - Fort Smith*
University of Arkansas at Little Rock*
University of Arkansas at Pine Bluff*
University of Arkansas Community College at Batesville*
University of Arkansas Community College Morrilton*
University of Arkansas Community College Rich Mountain*
University of Arkansas for Medical Sciences*

University of Central Arkansas - Campus Food Service Program*
University of Central Arkansas - College Square Retirement Community*

Met Criteria for Full Reporting (Partial Reports)

N/A

Full Report Not Required: Did Not Meet Reporting Criteria

Arkansas State University Mid-South
Arkansas State University System
Arkansas State University Three Rivers
Criminal Justice Institute-UA System
East Arkansas Community College
Lyon College
North Arkansas College
University of Arkansas System Division of Agriculture
University of the Ozarks
Williams Baptist University

Child Care Facilities

This institution group includes school districts and early childhood education facilities. A total of 261 institutions responded to the screening questions. Of the 261 respondents, 259 (99.2%) were eligible to complete the full report, and 2 (0.8%) did not meet the criteria for full reporting.

School Districts

Of the 221 respondents for school districts, 221 (100.0%) were eligible to complete the full report, and 0 (0.0%) did not meet the criteria for full reporting.

Met Criteria for Full Reporting (Complete Reports)

Alma School District*
Alpena School District
Arkadelphia Public School District*
Arkansas Lighthouse Charter School*
Arkansas School for the Blind*
Arkansas School for the Deaf*
Ashdown School District*
Atkins School District*
Augusta School District*
Barton School District
Batesville School District
Bauxite Public School*
Bay School District*
Bearden Public School*
Beebe Public Schools*
Benton School District*
Bentonville Schools*

1. Respondents who submitted total food budget and local food budget numbers were considered "complete." Those who submitted some information but did not answer those two questions were considered "partial" completers.

Bergman School District 3*
 Berryville School District*
 Blytheville School District
 Booneville School District*
 Brinkley School District
 Brookland School District
 Bryant Public Schools
 Buffalo Island Central School District #40
 Cabot School District*
 Caddo Hills School District*
 Calico Rock School District*
 Camden Fairview Schools*
 Carlisle School District*
 Cave City School District
 Cedar Ridge School District*
 Cedarville Schools*
 Centerpoint School District*
 Centers for Youth and Families, Inc.*
 Charleston School District*
 Clarksville School District*
 Clinton School District*
 Concord School*
 Conway Public Schools*
 Corning School District*
 Cossatot River School District*
 Cotter Public Schools*
 County Line School Cafeteria
 Cross County School District
 Crossett School District*
 Cutter Morning Star School District
 Danville Public Schools
 Dardanelle Public Schools*
 Decatur Public School*
 Dermott School District*
 Des Arc School District*
 Dierks School District
 Dover School District
 Drew Central School District*
 Dumas School District*
 Earle School District*
 East End School District*
 East Poinsett County School District*
 El Dorado School District #15
 Elkins School District*
 Emerson-Taylor-Bradley School District*
 England Public School District
 eStem Public Charter Schools
 Eureka Springs School District*
 Exalt Academy of Southwest Little Rock*
 Farmington Public Schools*
 Fayetteville School District #1*
 Flippin School District*
 Fordyce Public School*
 Foreman School District*
 Forrest City School District*
 Fort Smith Public Schools*
 Fouke Public School
 Fountain Lake School District
 Future School of Fort Smith*
 Genoa Central School District
 Gentry School District*
 Glen Rose School District
 Graduate Arkansas Inc.
 Gravette School District
 Green Forest Schools*
 Greenbrier School District*
 Greene County Tech School District*
 Greenwood School District No. 25
 Gurdon School
 Guy-Perkins School District
 Haas Hall Academy*
 Hackett School District*
 Hamburg School District*
 Hampton School District*
 Harmony Grove School District (Benton)*
 Harmony Grove School District (Camden)
 Harrisburg School District
 Harrison School District*
 Hazen School District
 Heber Springs School District
 Hermitage School District*
 Highland School District
 Hillcrest School District*
 Hope School District
 Horatio School District*
 Hoxie School District
 Huntsville School District*
 Imboden Area Charter School*
 Jacksonville North Pulaski School District*
 Jasper School District*
 Jessieville School District*
 Jonesboro Public School*
 Junction City School District*
 Kipp Delta Public Schools*
 Kirby School District*
 Lafayette County School
 Lake Hamilton School District*
 Lakeside School District Garland County*
 Lamar School District*
 Lavaca School District*
 Lawrence County School District*
 Lead Hill School District*
 Lee County School District
 Lincoln Consolidated School District
 Little Rock School District (6001)*
 Lonoke Public School District
 Magazine Public School
 Magnet Cove School District*
 Malvern School District*
 Mammoth Spring School District*
 Manila Public Schools
 Mansfield Public School*
 Marion School District*
 Marked Tree School District*
 Marmaduke School District
 Marvell-Elaine School*
 Mayflower School District*
 Maynard School District
 McCrory School*
 Melbourne School District*
 Mena Public Schools*
 Midland School District*
 Mineral Springs School District
 Monticello School District
 Mountain Home Public Schools*
 Mountain View School District
 Mountainburg Public Schools*
 Mt Vernon-Enola School District
 Mulberry Pleasant View Bi County
 School District*
 Nashville Public Schools
 Nemo Vista School*
 Nettleton School District*
 Nevada School District # 1*
 Newport School District*
 Norfolk School District
 North Little Rock School District*
 Omaha School District*
 Osceola School District
 Ouachita High School*
 Ouachita River School District*
 Ouachita School District
 Ozark Mountain School District*
 Ozark School District
 Pangburn School District
 Paragould School District*
 Paris School District*
 Parkers Chapel School District*
 Pea Ridge School District*
 Perryville Public Schools
 Piggott School District*
 Pochontas Public School District*
 Pottsville School District*
 Poyen School District
 Prairie Grove School District*
 Premier High Schools of Arkansas*
 Prescott School District
 Pulaski County Special School District*
 Rector School District
 Rite of Passage, Inc.*
 Rivercrest School District*
 Riverside School District*

Riverview School District*
 Rogers Public Schools*
 Rose Bud School District*
 Russellville School District*
 Salem School District
 ScholarMade Achievement Place of Arkansas*
 Scranton School District*
 Searcy County School District*
 Searcy Public School District*
 Sheridan School District*
 Shirley School District*
 Sloan-Hendrix School District*
 Smackover-Norphlet School District*
 South Conway County School District*
 South Pike County School*
 South Side Bee Branch School
 Spring Hill School District
 Springdale Public Schools
 Star City School District
 Strong Huttig School District
 Stuttgart School District*
 Superintendent of DeQueen High School*
 Texarkana Arkansas School District*
 Trumann School District*
 Two Rivers School District
 Valley Springs School District*
 Valley View School District*
 Van Buren School District*
 Vilonia School District*
 Viola Public School
 Waldron School District
 Warren School District*
 Watson Chapel School District*
 West Fork School District
 West Memphis School District*
 West Side School District
 Western Yell County School District
 Westside School District #40*
 Westwind School for Performing Arts*
 White County Central School District*
 Wonderview School District
 Woodlawn School District*
 Yellville-Summit Schools*

Met Criteria for Full Reporting (Partial Reports)

N/A

Full Report Not Required: Did Not Meet Reporting Criteria

N/A

Early Childhood Education Facilities

Of the 40 respondents for early childhood education, 38 (95.0%) were eligible to complete the full report, and 2 (5.0%) did not meet the criteria for full reporting.

Met Criteria for Full Reporting (Complete Reports)

ABC Children's Academy & Development Center, Inc.*
 Arkansas Early Learning, Inc.*
 Bright Beginnings Learning Center of Arkadelphia, Inc.*
 Building Bridges Developmental and Community Services*
 Carousel Day Service Center dba Carousel School*
 First Step Arkansas, LLC
 Fouke Public School--Fouke ABC Preschool
 Hagood Childcare, LLC*
 Head Of The Class Childcare and Learning Center, LLC*
 Helen R. Walton Children's Enrichment Center*
 Immaculate Conception Elementary School*
 Integrity, Inc.*
 KidSPOT Marion
 La Petite Academy*
 Lil Treasures Learning Academy, Inc.*
 Milestones Services, Inc.
 Miracle Kids Success Academy*
 Mississippi County Child Development Center*
 Network of Community Options, Inc. dba Highland Wee Care Day Cares
 Newton County Special Service Corporation, Inc.*
 North Hills Services, Inc.
 North Little Rock Catholic Academy*
 Open Arms Learning Center Inc. dba Open Arms Learning Center, Noah's Ark Preschool*
 Ouachita Enrichment Centers*
 Pathfinder, Inc.*
 Quality Child Care*
 Rainbow Learning & Therapy Center*
 South Arkansas Developmental Center for Children and Families, Inc.

Southeast Arkansas College Early Childhood Development Center*
 Stepping Stone School for Exceptional Children, Inc.*
 Sunshine School & Development Center*
 The Community School, Inc.*
 The Learning Center of NEA*
 The Learning Center of North Arkansas*
 The Pre-School*
 United Cerebral Palsy of Arkansas, Inc.
 Van Buren County Special School*
 Western Arkansas Child Development, Inc.

Met Criteria for Full Reporting (Partial Reports)

N/A

Full Report Not Required: Did Not Meet Reporting Criteria

ACCESS Group, Inc.
 Cornerstone Christian Academy

State Agencies or Other Entities of the State

A total of 13 state agencies responded to the screening questions. Of the 13 respondents, 8 (61.5%) were eligible to complete the full report, and 5 (38.5%) did not meet the criteria for full reporting.

Met Criteria for Full Reporting (Complete Reports)

Arkansas Commission on Law Enforcement Standards and Training*
 Arkansas Department of Corrections*
 Arkansas Department of Human Services*
 Arkansas Department of Parks, Heritage, and Tourism*
 Arkansas Department of Veterans Affairs*
 Arkansas State Police*
 Department of the Military
 Pulaski County Detention Facility

Met Criteria for Full Reporting (Partial Reports)

N/A

Full Report Not Required: Did Not Meet Reporting Criteria

Arkansas Crime Information Center
Arkansas Department of Education
Arkansas Division of Emergency Management
Arkansas State Crime Laboratory
Department of Public Safety

Medicaid Funded/Provider

A total of 269 medicaid funded agencies/providers responded to the screening questions. Of the 269 respondents, 188 (69.9%) were eligible to complete the full report, and 81 (31.1%) did not meet the criteria for full reporting.

Met Criteria for Full Reporting (Complete Reports)

Abilities Unlimited Inc. of Magnolia, Arkansas*
Abilities Unlimited, Inc. of Jonesboro
Alma Nursing and Rehab, LLC
Amberwood Health and Rehabilitation*
Apple Creek Health and Rehab, LLC
Area Agency on Aging of Northwest Arkansas, Inc.*
Area Agency on Aging of Southwest Arkansas, Inc.*
Ashton Place Health and Rehab, LLC
Atkins Nursing and Rehabilitation Center
Bailey Creek Health & Rehab*
Beebe Retirement Center*
Belvedere Nursing and Rehabilitation Center, LLC
BHC Pinnacle Pointe Hospital, LLC*
BNNC, Inc. dba Alcoa Pines Health and Rehabilitation*
Boeckmann and Sons Inc.*
Bradford House Nursing & Rehab, LLC
Branmat Corp.
Briarwood Nursing and Rehabilitation Center, Inc.
Brogdon Prince Management Company, LLC dba Grow Learning Centre of Benton*
Brown Properties, Inc. dba The Magnolias of Little Rock*

Brownwood Life Care Center*
Bryant SNF Operations, LLC*
BVNC, Inc. dba Mountain Meadows Health and Rehabilitation*
C. B. King Memorial School
Cabot Health and Rehab, LLC
Camden SNF Operations, LLC*
Care Manor Nursing and Rehab*
Central Arkansas Area Agency on Aging dba CareLink*
Chapel Ridge Health and Rehab
Chapel Woods Health and Rehabilitation
CHC Gosnell Health & Rehab, LLC*
CHC Harris Healthcare, LLC*
CHC Heritage Square Nursing Center, LLC*
CHC Lakeside Nursing Center, LLC*
CHC Manila Nursing Center, LLC*
Colonel Glenn Health and Rehab, LLC
Community School of Cleburne County, Inc.
Conway County Center for Exceptional Children, Inc.*
Corning Therapy and Living Center*
Cottage Lane Health and Rehab
Countryside Assisted Living
Courtyard Rehabilitation and Health Center*
Craighead Nursing Center*
Crestpark Dewitt, LLC
Crestpark Forrest City, LLC
Crestpark Helena, LLC
Crestpark Marianna, LLC
Crestpark Stuttgart, LLC
Crestpark Wynne, LLC
Cross SNF Operations, LLC*
Crown Point Retirement Center, LLC
CWNC Ops, Inc. dba Edgewood Health and Rehab*
Dalton's Place at Waldron
Dardanelle Nursing and Rehabilitation Center, Inc.
Delta Family Health and Fitness Center For Children, Inc.*
Dierks Health and Rehab*²
Dierks Health and Rehab*²
Drew SNF Operations, LLC*
Dudneywood, LLC*
EagleCrest Nursing and Rehab*
East Point Health and Rehab
Faulkner SNF Operations, LLC*
Forrest Manor, Inc.

FPNC, Inc. dba Twin Lakes Therapy and Living*
Frank C. Steudlein Learning Center*
Franklin County Senior Citizen Center, Inc.*
Friendship Community Care, Inc.
Ft. Smith Children's Emergency Shelter*
Gardner Nursing and Rehab
Garrett Woods Assisted Living, LLC
Good Samaritan Society - Hot Springs Village
Grant SNF Operations, LLC
Greenbrier Nursing and Rehabilitation Center
Greenhurst, Inc.
Greystone Nursing and Rehab, LLC
Group Living, Inc.*
GVAL, LLC dba The Gardens*
GVNC, Inc. dba Gassville Therapy and Living*
HBNC, Inc. dba Southridge Village Nursing and Rehab*
Heather Manor Nursing and Rehabilitation Center
Heaven Sent Adult Daycare Center*
Highlands of Bella Vista Health & Rehab, LLC
HLNC, Inc. dba Heritage Living Center*
HSNC, Inc. dba Village Springs Health And Rehabilitation*
Indian Rock Village, LLC*
Innisfree Nursing and Rehab, LLC
Integrity, Inc.*
Jamestown Nursing and Rehab, LLC
JBNC, Inc. dba Ridgecrest Health and Rehabilitation*
JLM Ventures, Inc. dba Grow Learning Centre*
Jodie Partridge Center*
Johnson County Health and Rehab, LLC
Jonesboro Care and Rehabilitation Center, LLC dba St. Elizabeth's Place*
JSKMF, LLC*
Kid Success dba Peds Plus Developmental Preschool
Kidspiration Too Pediatric Therapy Services*
Lake Hamilton Health and Rehab
Lakeland Hospital Acquisition, LLC dba Lakeland Behavioral Health System*
Lakewood Health and Rehab, LLC
Lakewood Therapy and Living

2. Two reports were received from the same institution due to a change in management during the reporting period.

Lawrence County Cooperative School, Inc.*	Quapaw Care and Rehabilitation Center, LLC	Trumman Ops, Inc. dba Quail Run Health And Rehab*
Legacy Heights Nursing and Rehab, LLC	Rainbow of Challenges, Inc.	United Methodist Behavioral Health System, Inc.*
Life Styles, Inc.*	Randolph SNF Operations, LLC*	Valley Behavioral Health System
Lonoke Health and Rehab Center, LLC	Rison GH Operations, LLC*	Van Buren SNF Operations, LLC*
Malvern SNF Operations, LLC*	River Lodge Assisted Living, LLC	Village Springs Health and Rehab
Mena Polk County Senior Center Inc.*	Robinson Nursing and Rehabilitation Center, LLC	Waldron Nursing and Rehab
Mena SNF Operations, LLC*	Rogers SNF Operations, LLC*	Walnut Ridge SNF Operations, LLC*
Methodist Children's Home - Little Rock Residential Treatment Center*	RTNC, Inc. dba Rector Nursing and Rehab*	WCNC, Inc. dba Katherine's Place at Wedington*
MHPNC, Inc. dba Hiram Shaddox Health and Rehab*	Russellville Nursing and Rehabilitation Center	Wentworth, LLC*
Mid-Delta Community Services, Inc.	Salco NC, Inc. dba Evergreen Living Center at Stagecoach	Westwood Health and Rehab, Inc. dba Westwood Health and Rehab*
Miss Polly's Day Care Center*	Salem Place Nursing and Rehabilitation Center, Inc.	White River Area Agency on Aging, Inc.*
Mission Interests Committee of the Amish Mennonite Church dba Hillcrest Home*	Saline SNF Operations, LLC*	Windcrest Health and Rehab, Inc.*
Mitchell's Nursing Home, Inc.	SCNC, Inc. dba Spring Creek Health & Rehab*	Wood-Lawn, Inc.
MLBNC, Inc. dba Pioneer Therapy and Living*	Scott County Senior Citizens*	Woodridge Northeast, LLC*
MMNC, Inc. dba The Lakes at Maumelle Health and Rehabilitation*	Searcy SNF Operations, LLC*	Woodridge Northwest, LLC*
Montgomery County Assisted Living	Sharp SNF Operations, LLC*	Woodridge of Forrest City, LLC*
Morrilton SNF Operations, LLC*	Sherwood Nursing and Rehabilitation Center, Inc.	Woodruff County Health Center
Nashville Nursing and Rehab, Inc.* ³	Shiloh Nursing and Rehab, LLC	York W. Williams Jr Child Development Center, Inc.*
Nashville Nursing and Rehab* ³	Siloam HealthCare / Siloam Springs Nursing & Rehabilitation	
Neurorestorative Timber Ridge*	SLNC, Inc. dba Southfork River Therapy and Living*	Met Criteria for Full Reporting (Partial Reports)
Newton County Healthcare Association, Inc. dba Newton County Nursing Home*	Southern Pines Health and Rehab	N/A
Nightingale at Arkadelphia*	SRCNC, Inc. dba The Crossing at Riverside Health and Rehabilitation*	Full Report Not Required: Did Not Meet Reporting Criteria
Northwest Health and Rehab, Inc. dba North Hills Life Care and Rehab*	St. Johns Place of Arkansas, LLC*	1 Source Senior Care, LLC
Nursing and Rehabilitation Center at Good Shepherd, LLC	St. Bernards Senior Life Center	Abilities Unlimited of Fort Smith, Inc.
NWA Nursing Center, LLC dba The Maples at Har-Ber Meadows	Stella Manor Nursing and Rehabilitation Center	Above and Beyond Home Care
Oak Manor Nursing and Rehabilitation Center, Inc.	Summit Health & Rehabilitation LLC*	Absolute Care Holding Company dba Absolute Care Management Corporation
Oakdale Nursing Facility	Sunshine Manor Retirement Homes, Inc.*	Advantages Of Southeast Arkansas, Inc.
OCNC, Inc. dba Silver Oaks Health and Rehabilitation*	Superior Nursing & Rehab, LLC	AllCare Homecare, LLC
OR OPS, Inc. dba Oak Ridge Health and Rehabilitation*	Texarkana SNF Operations, LLC*	Always Promoting Independence Homecare, LLC
Paragould GH Operations, LLC*	The Blossoms at Woodland Hills	AMCARE
Paris Logan County Senior Citizens, Inc.*	The Crossing at Malvern, Inc.	Area Agency on Aging of West Central Arkansas
Perry County Nursing and Rehabilitation Center	The Evangelical Lutheran Good Samaritan Society dba Good Samaritan Society - Mountain Home	Arkansas MAE Complete Services, LLC
Pines SNF Operations, LLC*	The Francis A. Allen School for Exceptional Children*	Arkansas Support Network
PNC, Inc.	Timberlane Care and Rehabilitation Center, LLC dba Timberlane Health and Rehabilitation*	Ashley County Skilled Workcenter, Inc. (ACSW)
Poplar Grove Operations, LLC*		Blossoms at Newport
Prairie SNF Operations, LLC*		Caring Hearts Healthcare Agency Inc.
		Caring Hearts Home Health Services, LLC

3. Two reports were received from the same institution due to a change in management during the reporting period.

Caring Hearts, Inc.
 CenterWell Home Health
 Central Arkansas Senior Care LLC dba
 First Choice Senior Care
 CHK LLC dba Pleasant Hill Adult Day
 Health Center*
 Community Caregivers, LLC
 Crossroads Senior Care at Home, Inc.
 Developmental Milestones Adult Day
 Center, LLC
 E & D Private Care Agency
 Elite Community Based Services, LHC
 Group
 Elite Senior Care LLC
 Full of Life Personal Care Services LLC
 Gracon, Inc. dba Home Bound Medical
 Grand Prairie JOB Center
 Home Health Care Agency of Arkansas,
 LLC
 Hot Springs Senior Care, LLC
 Independence at Home Homecare, LLC
 It's About You, LLC
 J&C Williams Home Health Care, LLC
 Jabez Community Resource Center
 JKH Home Care, LLC
 Js Home Health Services, LLC
 KB's Adult Health Day Care Center
 KRCARE LLC dba FirstLight Home Care
 NWA
 KRM Care Solutions, Inc.
 Lakeside Nursing Center
 LHCG CV, LLC dba Elite Community-
 Based Services
 LHCG CXXV, LLC dba Elite Community-
 Based Services
 Loving Arms Adult Daycare & Staffing, LLC
 McClure and Associates, LLC dba
 Home Instead
 Newhope Specialized Industries, Inc.
 Nexgen Home Health & Consultant
 Services, LLC
 No Worry Home Care, LLC
 Oasis of Arkansas, Inc. (Adult Day Care
 Center)*
 Odyssey Healthcare Operating A, LP
 Omega Home, Inc.
 Ozark Adult Personal Care, LLC
 Ozark Health Nursing and Rehab
 Center
 Pink Bud Home for the Golden Years
 Pinnacle In-Home Care, LLC
 Randolph County Nursing Home
 RT, Inc.
 SB & P Corporation

Seniors Serving Seniors Adult Day Care
 Seniors Serving Seniors In-Home Care
 Siloam Springs Adult Development
 Center, Inc.
 Southern Caregivers LTD
 Southern Caregivers of Hot Springs LLC
 Southern Caregivers of Searcy, LLC
 Southern Caregivers of Texarkana, LLC
 Southern Living Adult Health Day Care
 Special Services Learning Center, Inc.
 Spring River Home Health Agency, Inc.
 Strategic Health & Wellness Solutions
 Texarkana Behavioral Health
 Associates
 Texarkana Resources for the Disabled, Inc.
 The Caring Place
 The Manor at Benton, LLC
 The Manor, LLC
 The Pillars of the Community
 The Plaza at Twin Rivers
 These Old Bonez Enterprises
 Three Rivers Senior Services Inc.
 Today's Loving Care Community
 Outreach
 Total Life Healthcare, Inc.
 True Alliance Home Healthcare, LLC

Public Libraries

A total of 26 public libraries responded to the screening questions. Of the 26 respondents, 2 (8.0%) were eligible to complete the full report, and 24 (92.3%) did not meet the criteria for full reporting.

Met Criteria for Full Reporting (Complete Reports)

641 Deli Fayetteville Public Library
 William F. Laman Public Library*

Met Criteria for Full Reporting (Partial Reports)

N/A

Full Report Not Required: Did Not Meet Reporting Criteria

Arkansas County Library
 Arkansas River Valley Regional Library
 System
 Ashley County Library
 Barton Library
 Bella Vista Public Library
 Boone County Library

Calhoun County Library
 Columbia County Library
 Conway County Library
 Eureka Spring Carnegie Library*
 Farmington Public Library
 Forrest City Public Library
 Fort Smith Public Library
 Garland County Library
 Independence County Library
 Jackson County Library/W.A. Billingsley
 Library
 Mid Arkansas Regional Library System
 Northeast Arkansas Regional Library
 Phillips Lee Monroe Regional Library
 Saline County Library
 Scott-Sebastian Regional Library
 Springdale Public Library
 Washington County Library System
 White County Regional Library System

Other

Other institutions responded to the screening questions. Of the 12 respondents, 6 (50.0%) were eligible to complete the full report and 6 (50.0%) did not meet the criteria for full reporting.

Met Criteria for Full Reporting (Complete Reports)

Boys & Girls Club of Siloam Springs,
 Arkansas, Inc.*
 Central Arkansas Development Council
 Consolidated Youth Services, Inc.*
 Morrison Management Specialists, Inc.*
 Vera Lloyd Presbyterian Family
 Services*
 Word of Truth Global Ministries
 Feeding Program*

Met Criteria for Full Reporting (Partial Reports)

N/A

Full Report Not Required: Did Not Meet Reporting Criteria

Arkansas Good Start, Inc.
 Brandon House Cultural & Performing
 Arts Center
 Fayetteville Christian School
 School of New Hope
 Stepping Harvest Center
 University of Arkansas System Office

APPENDIX B: LOCAL FOOD VENDORS

Institutions who reported purchasing local farm and food products were asked to provide a list of vendors from whom they purchased those products. Asterisk (*) indicates the two vendors reported most frequently by institutions.

Distributor

AC Sales
Ben E. Keith
Billy Pippen
Chartwells
Conway Wholesale
Fresh Point
Freshpoint Produce
Go Fresh Produce
Greenwave Foods, Inc.
Grove Medical
HF Scruggs
Kallsnick, Inc.
K-Hall & Sons Produce
KT Produce
Martin Brower
McKesson
Owen's Food & Supplies, Inc.
Performance Food Group
Pippin Wholesale
Preferred Medical
Raulerson Distributing, LLC
Springfield Grocery Company Food Service
Sysco Food Services*
Tankersley
The Food Conservancy of NWA
Town and Country Discount Foods
Townsend Spices & Supply
TwinMed
US Foods
William R Hill & Co.

Farm

A&A Orchards
ADC Farms
Arnold Family Farm
Bar S. Ranch
Blacktop Cowboy Cattle Company

Bradley County Tomatoes
Breakfast Bell Farms
Carter Farms
Clark Creek Farms
Classic Grassfed Beef Co.
Cowbell Ranch
Double D Farms
Eureka Springs High School Greenhouse
Friends Orchard
Healthy Flavors Arkansas
Hoiem Family Farms
Hourglass Tree Farms
Johnny Steve Carpenter
Jonathan Wayne Swan
Kinney Farm
Lisa's Farm Fresh Beef
Massey Ranch
McNeal Farms
Natural State Beef
R & D Farms
Ralston Family Farms
Storm Honey Farm
Table Top Greens
Triple M Farms
Vanzant Fruit Farms
Wade Lucas Farms
Wahrmund Farms
William's Angus Beef
Yellville-Summit School Garden

Grocer

Allen's Grocery
Bill's Cost Plus
Branscum Produce
Cash Saver #7738
Cash Saver 870
Edward's Cash Saver
G.W. Foods - Farmer's Market
Harps Food
Hays Food Town
Hometown Market
Mac's Fresh Market
Miller's Supermarket, Inc.
Pruitt's
Sam's Club
Save A Lot
SuperOne
Tim Earwood
Walmart

Processor

America's Catch, Inc.
Bimbo Bakeries
Bryant Bread
Coca Cola Bottling Company
Coleman Dairy
ConAgra
Dempsey Bakery
Flowers Bakery
Fly Wheel's Pies
Harris Baking
Herradura Foods, LLC
Hiland Dairy*
Julie's Sweet Shoppe
Letha's Pies
Morrliton Packing Co.
Old Mill Bread and Flour Co., LLC
Ozark Nut Roasters
PepsiCo
Petit Jean Meats
Prairie Farms
Producers Rice
Reddy Ice
Riceland Foods, Inc.
Saputo Dairy Foods USA, LLC
Schreiber Foods
Sugar Creek
The Mad Butcher
Turner Dairy
Tyson Foods
Westrock Coffee Company

Other

Arkansas Correctional Industries
Boollo Company
Central Chick, LLC
Diamond T
Dominos
Eureka Pizza
Fresh Fruit and Vegetable Department of Defense Program
Keith's Onions
Mountain Bird
Pizza Hut #2606
Powell Home & Ranch
Pulaski County Special School District
Tacos 4 Life Dave Ward, LLC
Whole Hog of Conway, Inc.

APPENDIX C: REPORTED LOCAL FARM AND FOOD PRODUCTS

Institutions who reported purchasing local farm and food products were asked to provide a list of products they purchased. Under each category, items listed with an asterisk (*) are one of two most frequently reported local farm and food products as reported by institutions.

Vegetables

Artichoke Hearts
Asparagus Spears
Beans
Broccoli
Cabbage
Carrots
Cauliflower
Celery
Corn
Cucumbers
Edamame
Eggplants
Garlic
Greens
Kale
Lettuce*
Mushrooms
Okra
Olives
Onions
Parsnips
Peas
Peppers
Potatoes
Radishes
Spinach
Squash
Sweet Potatoes
Tomatoes*
Zucchini

Fruits

Apples*
Applesauce
Bananas*

Black apples
Blueberries
Cantaloupe
Cherries
Grapes
Honeydew Melon
Peaches
Pears
Plums
Raisins
Raspberries
Strawberries
Watermelon

Dairy

Buttermilk
Cheese*
Cottage Cheese
Dairy - Various
Eggnog
Ice Cream
Margarine
Milk*
Pudding
Sour Cream
Whipped Cream
Yogurt

Protein

Beef*
Catfish
Chicken*
Eggs
Meat - Various
Pork
Turkey

Non-Dairy Beverages

Coffee
Infant Formula
Juice*
Non-Dairy Creamer
Soda
Sports Drink
Tea
Water*

Whole Grains, Seeds, and Nuts

Barley Pearled
Brown Rice*
Chestnuts

Flour*
Oats
Pecans
Walnut Pieces
White Rice

Herbs

Basil*
Cilantro*
Dill
Mint
Oregano
Parsley
Rosemary
Thyme

Processed and Prepared Foods

Batter Mix
Bread
Buns*
Cereal
Cheese Sticks
Chicken and Dumplings
Chili
Chips
Chow Mein Noodles
Cinnamon Rolls
Cookies
Corn Dogs
Crackers
Eggrolls
Falafel
Fries
Fruit Cocktail
Granola
Hush Puppies
Muffins
Pancakes
Pastries
Peach Cobbler
Pizza
Potato Salad
Prepared Pastas
Pretzels
Refried Beans
Sandwiches
Sausage Pancake Sticks
Spanish Rice
Stuffing
Sushi
Taco Shells
Tofu

Tortillas*
Tortilla Soup
Vegetarian Patties
Waffles

Seasonings, Sauces, Condiments, and Jams

Alfredo Sauce
BBQ Sauce
Buffalo Sauce
Cheese Sauce
Cranberry Sauce
Dried Herbs
Gravy
Guacamole
Honey
Horseradish
Hummus
Jam
Jelly
Ketchup
Marinade
Marinara Sauce
Marmalade
Mayonnaise
Mustard
Oil
Peanut Butter
Pesto
Pickles
Pico de Gallo
Ranch Dressing
Relish
Salsa Verde
Salt
Seasonings*
Shortening
Sprinkles
Sugar
Sweet Chili Sauce
Syrup*
Tartar Sauce
Tzatziki Sauce
Vinegar - White

SUPPORTING, PROTECTING, AND GROWING ARKANSAS AGRICULTURE AND FORESTRY



Arkansas Department of Agriculture
1 Natural Resources Drive
Little Rock, Arkansas 72205
(501) 225-1598
agriculture.arkansas.gov