



Partnership Program Draft Rules Education Service Cooperatives

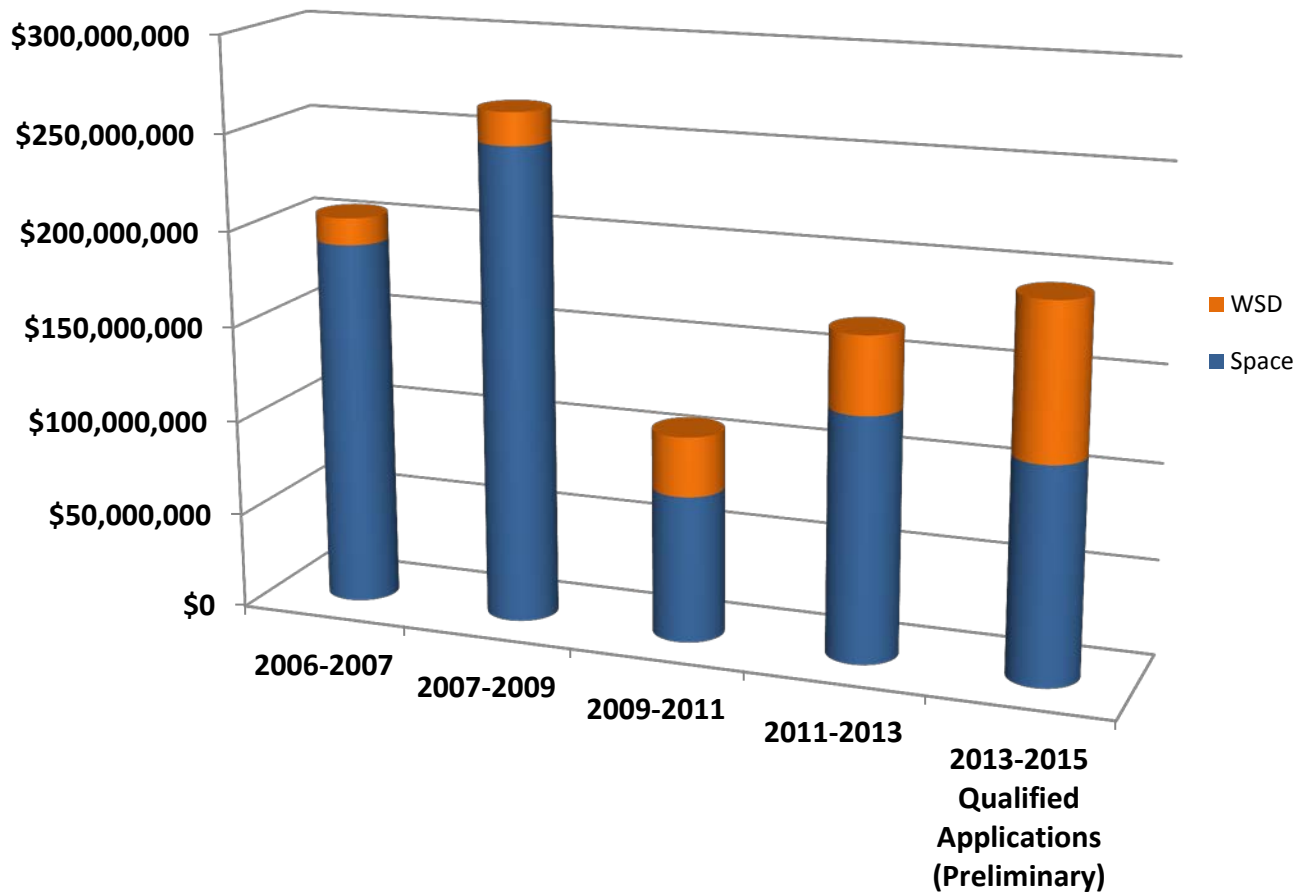
**ARKANSAS DIVISION OF PUBLIC SCHOOL ACADEMIC
FACILITIES AND TRANSPORTATION**

September – October 2012

Educational Facilities Partnership Fund Committed Projects

Immediate Repair	\$28,079,953.32
Transitional	\$86,000,000.36
Catastrophic	\$2,448,856.00
PARTNERSHIP	<u>\$746,147,265.58</u>
TOTAL COMMITTED PROJECTS	\$862,676,075.46

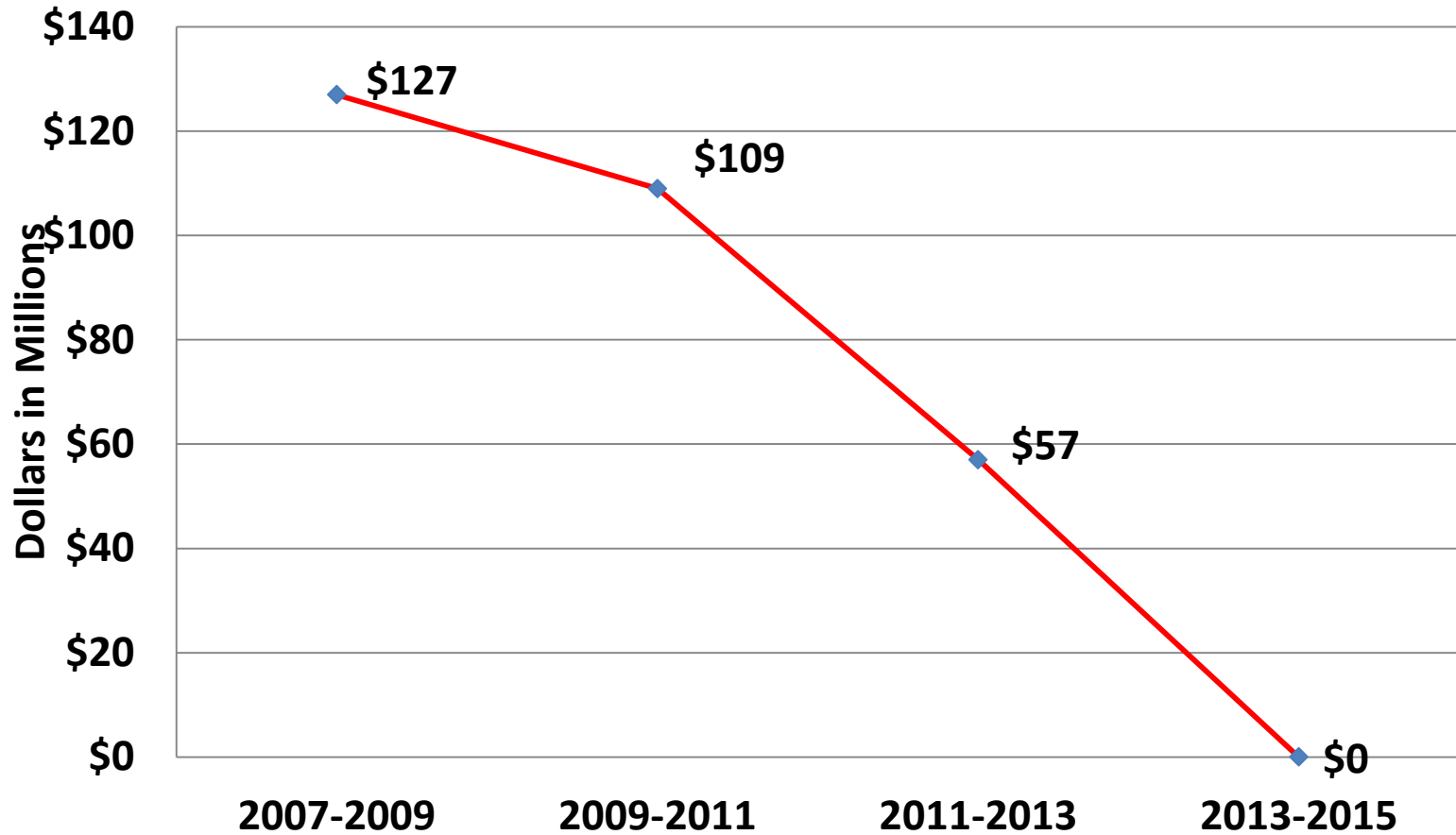
Partnership Program State Financial Participation



Partnership Program Funding Approximate in Million Dollars

Revenue Stabilization	\$35M / FY
Bonded Debt Assistance Savings	<u>\$15-\$25M / FY</u>
Approximate Yearly Budget	\$60M / FY
Act 1031 of 2007 (<i>One Time</i>)	\$456M

Partnership Program Funding Carryover From Funding Cycle In Million Dollars



Partnership Program Ranking Process (Partnership Program Rules – Section 5.05)

		CURRENT
FIRST PRIORITY	Project Type:	WARM, SAFE, DRY (System Replacement)
	Ranking Factors:	Facility Condition Index (<i>FCI</i>)
		Wealth Index
	10-Year Enrollment Growth %	
SECOND PRIORITY	Project Type:	SPACE (Growth, Suitability, Condition Replacement)
	Ranking Factors:	Facility Condition Index (<i>FCI</i>)
		Wealth Index
		10-Year Enrollment Growth %

Warm, Safe, and Dry Projects (Partnership Program Rules – Section 3.34)

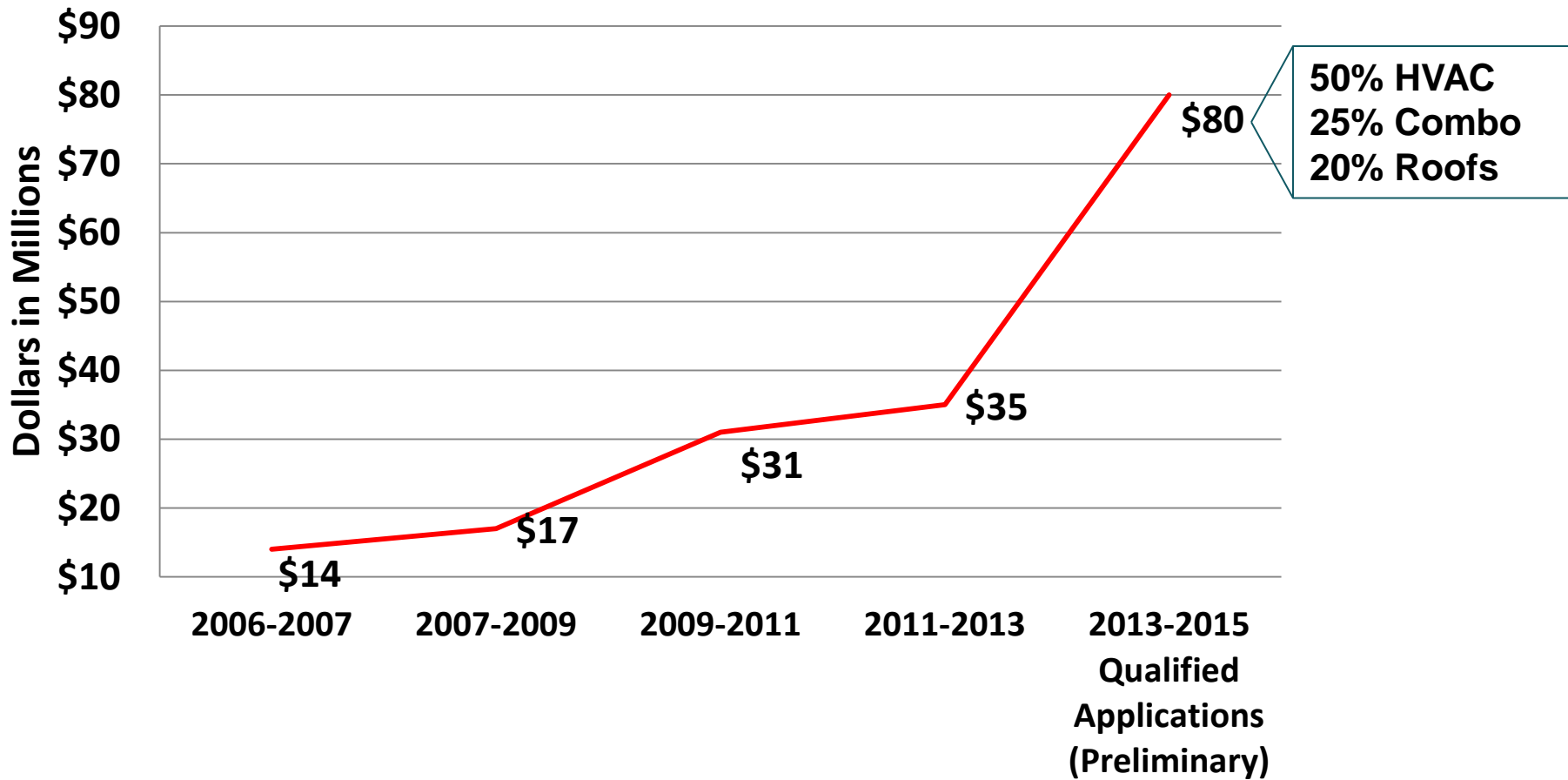
➤ Qualified Systems

- Roofs
- HVAC
- Fire/Safety
- Plumbing
- Electrical
- Structural

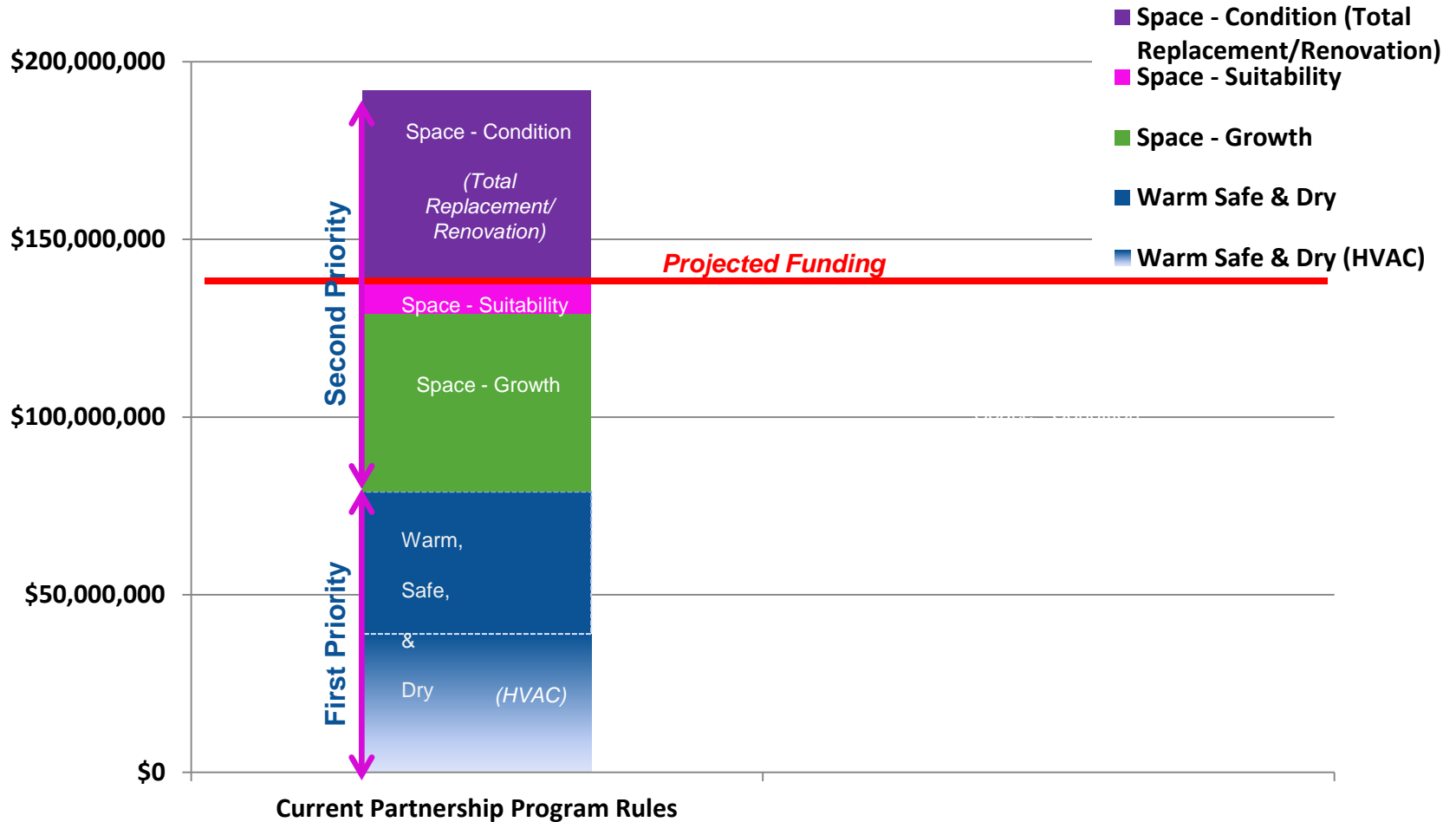
➤ Task Force Expectations

- State facilities program about new academic facilities
- Immediate needs addressed in program start-up
- Diminishing requirements for Warm, Safe, and Dry repairs

Partnership Program Projects – Warm, Safe, and Dry State Financial Participation



Hypothetical 2015-2017 Project Funding – With No Carryover Using 2013-2015 (Tentative) Project Data



Concerns with Current Partnership Program Rules

- Warm, Safe and Dry System Replacements
 - Funded in lieu of Space projects
 - Short-term, fragmented approach to building life cycle
- Ranking Factors (*FCI, Wealth Index, 10-Year Growth %*) favor “growing” districts for all projects
- FCI values may not accurately reflect building condition

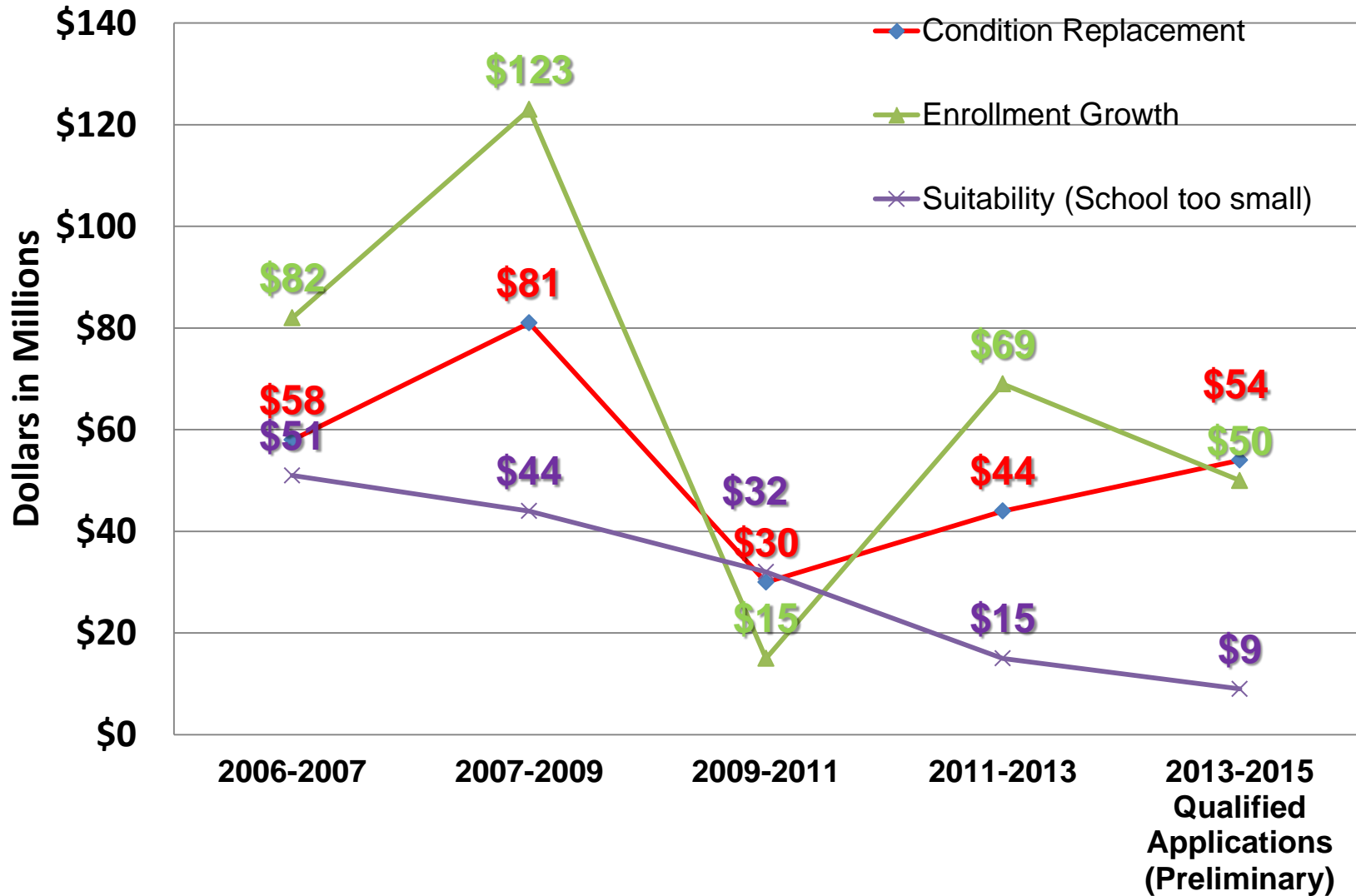
What is the Partnership Program Proposal?

- Modify Partnership Program Rules
 - Redefine and enhance Warm, Safe, and Dry system replacement to Warm, Safe, and Dry facility replacement (*or total renovation*) projects
 - Revise the project prioritization/ranking process

Partnership Program Funding Process Proposal

		CURRENT	PROPOSED
FIRST PRIORITY	Project Type:	WARM, SAFE, DRY <i>(System Replacement)</i>	SPACE <i>(Growth, Suitability)</i>
	Ranking Factors:	Facility Condition Index (FCI)	
		Wealth Index	
		10-Year Enrollment Growth %	10-Year Enrollment Growth %
SECOND PRIORITY	Project Type:	SPACE <i>(Growth, Suitability, Condition Replacement)</i>	WARM, SAFE, DRY <i>(Building Replacement or Total Renovation)</i>
	Ranking Factors:	Facility Condition Index (FCI)	Campus Value Ranking
		Wealth Index	Wealth Index
		10-Year Enrollment Growth %	

Partnership Program Projects - Space



Other Features of Proposal

- Division to develop a state-wide academic building value list
 - All academic buildings depreciated 2% per year (*50-year life*)
- School districts must address all academic buildings with 0% value in Master Plan

Summary

- At current funding levels, more prudently uses funds available for:
 - Growth and Suitability projects
 - Warm, Safe, and Dry facilities using a comprehensive, building life-cycle approach

Draft Rules 2012 Calendar

- August 22 Commissioner's Advisory Group
- August 22 AAEA Executive Director and Assistant Director
- August 23 Academic Facilities Review Board (*Teleconference*)
- August 27 Facilities Consultants
- August 30 Advisory Committee on Public School Academic Facilities
- September 7 Commission Meeting to release Draft Rules for Public Comment

- September 7 – October 12 30-Day Public Comment Period
- October 2 – 1:00 p.m. Public Comment Hearing
- October 26 – 9:00 a.m. Commission Meeting to review Draft Rule Comments

- December Appear before Legislative Rules Sub-Committee (*if Commission approves Rule revisions*)

Master Plan / Partnership Program Dates

New Rules

February 1, 2013		Preliminary Master Plan
Spring / Summer / Fall 2013		Master Plan Consultation Meetings
By May 1, 2013		Approved 2013-2015 Partnership Program List <i>(Current Rules)</i>
February 1, 2014		Final Master Plan
March 1, 2014		2015-2017 Partnership Program Application
September 1, 2014		Master Plan Approval
By May 1, 2015		Approved 2015-2017 Partnership Program List

Division Website

501 Woodlane St.
Suite 600
Little Rock, AR 72201
ph: (501) 682-4261
fax: (501) 683-1200

Arkansas Division of Public Schools
Academic Facilities & Transportation
arkansasfacilities.arkansas.gov

[Blank Page.html](#)

Transportation
Ph (501)-682-4264
Fax (501)-682-6308

Home
[Contact Us](#)
[Facilities](#)
[Transportation](#)
[Map](#)
Partnership Program

[Education Services Cooperatives - Meeting Schedule](#)

[Rules for the Specifications Governing School Bus Design - DRAFT](#)

[Rules Governing the Academic Facilities Partnership Program - DRAFT](#)

[Rules Governing the Facilities Master Plan - DRAFT](#)

[Show Me the Money – AAEA Presentation 7/31/2012](#)

[Bringing Your District Into Compliance With State Mandated Inspections – AAEA Presentation 7/31/12](#)

Rules Public Comments Hearing

Public Comment Hearing

October 2, 2012, Tuesday
1:00 p.m.
Auditorium
Arkansas Department of Education
Four Capitol Mall Room 404-A
Little Rock, AR 72201

Comments may be mailed to

Office of Legal Services
Arkansas Department of Education
Four Capitol Mall Room 404-A
Little Rock, AR 72201

Comments may be e-mailed to

ADE.RulesComments@arkansas.gov

Comments may be submitted online at

<http://arkansased.org/divisions/legal/rules/pending>



Partnership Program Draft Rules Education Service Cooperatives

**ARKANSAS DIVISION OF PUBLIC SCHOOL ACADEMIC
FACILITIES AND TRANSPORTATION**

September – October 2012

A.C.A. § 6-21-808(d)(1)(A)
**Public School Facilities Custodial, Maintenance,
Repair, and Renovation Manual**

(d) (1) (A) Each school district shall dedicate nine percent (9%) of its foundation funding exclusively to payment of utilities and costs of custodial, maintenance, repair, and **renovation** activities, which include related personnel costs, for public school facilities.

Education Service Cooperatives Meeting Dates

COOPERATIVES	DATES
Dawson Education Service Center	September 12, 2012
Arkansas River Education Service Center	September 13, 2012
LRSD, NLRSD, PCSSD	September 14, 2012
South Central Education Service Center	September 17, 2012
Southwest Arkansas Education Service Center	September 18, 2012
Wilbur D. Mills Education Service Center	September 19, 2012
Western Arkansas Education Service Center	September 20, 2012
Ozarks Unlimited Resources Center	September 25, 2012
Northeast Arkansas Education Service Center	September 26, 2012
Great Rivers Education Service Center	September 27, 2012
Northwest Arkansas Education Service Center	October 4, 2012
Northcentral Arkansas Education Service Center	October 10, 2012
Arch Ford Education Service Center	October 11, 2012
Southeast Arkansas Education Service Center	October 16, 2012
DeQueen/Mena Education Service Center	October 18, 2012
Crowley's Ridge Education Service Center	October 24, 2012

**Dawson Education Service Center
Partnership Program Through 2011-2013 Funding Cycle**

PROJECT TYPE	STATE FINANCIAL PARTICIPATION	NUMBER OF PROJECTS	NUMBER OF DISTRICTS
WARM, SAFE, DRY <i>(SYSTEM RENOVATIONS)</i>	\$4,291,066	58	15
SPACE			
GROWTH	\$58,793,646	35	11
SUITABILITY	\$2,361,585	9	6
CONDITION REPLACEMENT	\$11,685,336	7	6
TOTAL SPACE	\$72,840,567	51	19
GRAND TOTAL	\$77,131,633	109	21

Arkansas River Education Service Center Partnership Program Through 2011-2013 Funding Cycle

PROJECT TYPE	STATE FINANCIAL PARTICIPATION	NUMBER OF PROJECTS	NUMBER OF DISTRICTS
WARM, SAFE, DRY <i>(SYSTEM RENOVATIONS)</i>	\$6,434,201	27	5
SPACE			
GROWTH	\$2,734,276	3	1
SUITABILITY	\$8,912,895	8	3
CONDITION REPLACEMENT	\$18,597,276	6	2
TOTAL SPACE	\$30,244,446	17	5
GRAND TOTAL	\$36,678,647	44	7

Little Rock, North Little Rock, and Pulaski County Partnership Program Through 2011-2013 Funding Cycle

PROJECT TYPE	STATE FINANCIAL PARTICIPATION	NUMBER OF PROJECTS	NUMBER OF DISTRICTS
WARM, SAFE, DRY <i>(SYSTEM RENOVATIONS)</i>	\$5,637,468	30	2
SPACE			
GROWTH	\$1,673,096	1	1
SUITABILITY	\$4,696,394	6	1
CONDITION REPLACEMENT	\$8,944,012	2	1
TOTAL SPACE	\$15,313,501	9	2
GRAND TOTAL	\$20,950,969	39	2

South Central Education Service Center Partnership Program Through 2011-2013 Funding Cycle

PROJECT TYPE	STATE FINANCIAL PARTICIPATION	NUMBER OF PROJECTS	NUMBER OF DISTRICTS
WARM, SAFE, DRY <i>(SYSTEM RENOVATIONS)</i>	\$7,213,105	82	12
SPACE			
GROWTH	\$498,787	2	1
SUITABILITY	\$459,003	1	1
CONDITION REPLACEMENT	\$18,837,566	6	6
TOTAL SPACE	\$19,795,356	9	8
GRAND TOTAL	\$27,008,461	91	12

Southwest Arkansas Education Service Center Partnership Program Through 2011-2013 Funding Cycle

PROJECT TYPE	STATE FINANCIAL PARTICIPATION	NUMBER OF PROJECTS	NUMBER OF DISTRICTS
WARM, SAFE, DRY <i>(SYSTEM RENOVATIONS)</i>	\$4,432,414	31	7
SPACE			
GROWTH	\$1,842,542	3	1
SUITABILITY	\$6,678,725	8	4
CONDITION REPLACEMENT	\$0	0	0
TOTAL SPACE	\$8,521,267	11	5
GRAND TOTAL	\$12,953,681	42	8

**Wilbur D. Mills Education Service Center
Partnership Program Through 2011-2013 Funding Cycle**

PROJECT TYPE	STATE FINANCIAL PARTICIPATION	NUMBER OF PROJECTS	NUMBER OF DISTRICTS
WARM, SAFE, DRY <i>(SYSTEM RENOVATIONS)</i>	\$5,855,751	47	12
SPACE			
GROWTH	\$44,242,314	18	3
SUITABILITY	\$8,015,527	6	5
CONDITION REPLACEMENT	\$35,095,378	17	11
TOTAL SPACE	\$87,353,219	41	12
GRAND TOTAL	\$93,208,971	88	15

**Western Arkansas Education Service Center
Partnership Program Through 2011-2013 Funding Cycle**

PROJECT TYPE	STATE FINANCIAL PARTICIPATION	NUMBER OF PROJECTS	NUMBER OF DISTRICTS
WARM, SAFE, DRY (SYSTEM RENOVATIONS)	\$18,826,293	139	21
SPACE			
GROWTH	\$4,392,561	8	5
SUITABILITY	\$29,805,904	35	10
CONDITION REPLACEMENT	\$6,072,117	7	7
SPACE TOTAL	\$40,270,582	50	19
GRAND TOTAL	\$59,096,875	189	22

**Ozarks Unlimited Resources Center
Partnership Program Through 2011-2013 Funding Cycle**

PROJECT TYPE	STATE FINANCIAL PARTICIPATION	NUMBER OF PROJECTS	NUMBER OF DISTRICTS
WARM, SAFE, DRY <i>(SYSTEM RENOVATIONS)</i>	\$4,040,643	24	6
SPACE			
GROWTH	\$2,194,971	6	3
SUITABILITY	\$11,752,600	14	5
CONDITION REPLACEMENT	\$7,517,175	6	3
TOTAL SPACE	\$21,464,746	26	7
GRAND TOTAL	\$25,505,388	50	10

Northeast Arkansas Education Service Center Partnership Program Through 2011-2013 Funding Cycle

PROJECT TYPE	STATE FINANCIAL PARTICIPATION	NUMBER OF PROJECTS	NUMBER OF DISTRICTS
WARM, SAFE, DRY <i>(SYSTEM RENOVATIONS)</i>	\$2,158,504	35	9
SPACE			
GROWTH	\$22,711,861	7	2
SUITABILITY	\$7,440,600	10	6
CONDITION REPLACEMENT	\$2,884,786	5	3
TOTAL SPACE	\$33,037,247	22	11
GRAND TOTAL	\$35,195,751	57	20

**Great Rivers Education Service Center
Partnership Program Through 2011-2013 Funding Cycle**

PROJECT TYPE	STATE FINANCIAL PARTICIPATION	NUMBER OF PROJECTS	NUMBER OF DISTRICTS
WARM, SAFE, DRY <i>(SYSTEM RENOVATIONS)</i>	\$6,252,899	28	7
SPACE			
GROWTH	\$0	0	0
SUITABILITY	\$5,933,141	12	4
CONDITION REPLACEMENT	\$1,876,695	2	2
TOTAL SPACE	\$7,809,837	14	5
GRAND TOTAL	\$14,062,735	42	8

Northwest Arkansas Education Service Center Partnership Program Through 2011-2013 Funding Cycle

PROJECT TYPE	STATE FINANCIAL PARTICIPATION	NUMBER OF PROJECTS	NUMBER OF DISTRICTS
WARM, SAFE, DRY <i>(SYSTEM RENOVATIONS)</i>	\$5,622,138	30	9
SPACE			
GROWTH	\$74,057,331	25	10
SUITABILITY	\$6,448,983	2	2
CONDITION REPLACEMENT	\$0	0	0
TOTAL SPACE	\$80,506,314	27	12
GRAND TOTAL	\$86,128,452	57	13

**Northcentral Arkansas Education Service Center
Partnership Program Through 2011-2013 Funding Cycle**

PROJECT TYPE	STATE FINANCIAL PARTICIPATION	NUMBER OF PROJECTS	NUMBER OF DISTRICTS
WARM, SAFE, DRY <i>(SYSTEM RENOVATIONS)</i>	\$2,322,080	37	11
SPACE			
GROWTH	\$8,679,505	8	5
SUITABILITY	\$2,678,477	4	2
CONDITION REPLACEMENT	\$741,296	2	2
TOTAL SPACE	\$12,099,278	14	9
GRAND TOTAL	\$14,421,358	51	14

**Arch Ford Education Service Center
Partnership Program Through 2011-2013 Funding Cycle**

PROJECT TYPE	STATE FINANCIAL PARTICIPATION	NUMBER OF PROJECTS	NUMBER OF DISTRICTS
WARM, SAFE, DRY <i>(SYSTEM RENOVATIONS)</i>	\$4,076,047	88	16
SPACE			
GROWTH	\$46,083,174	20	10
SUITABILITY	\$6,021,605	6	6
CONDITION REPLACEMENT	\$36,032,294	17	11
TOTAL SPACE	\$88,137,073	43	24
GRAND TOTAL	\$92,213,120	131	24

Southeast Arkansas Education Service Center Partnership Program Through 2011-2013 Funding Cycle

PROJECT TYPE	STATE FINANCIAL PARTICIPATION	NUMBER OF PROJECTS	NUMBER OF DISTRICTS
WARM, SAFE, DRY <i>(SYSTEM RENOVATIONS)</i>	\$5,483,936	57	10
SPACE			
GROWTH	\$0	0	0
SUITABILITY	\$5,090,988	8	4
CONDITION REPLACEMENT	\$4,774,512	11	7
SPACE TOTAL	\$9,865,500	19	8
GRAND TOTAL	\$15,349,436	76	11

**De Queen / Mena Education Service Center
Partnership Program Through 2011-2013 Funding Cycle**

PROJECT TYPE	STATE FINANCIAL PARTICIPATION	NUMBER OF PROJECTS	NUMBER OF DISTRICTS
WARM, SAFE, DRY <i>(SYSTEM RENOVATIONS)</i>	\$2,697,279	65	8
SPACE			
GROWTH	\$4,933,253	2	1
SUITABILITY	\$22,803,259	11	6
CONDITION REPLACEMENT	\$16,579,745	5	3
TOTAL SPACE	\$44,316,257	18	9
GRAND TOTAL	\$47,013,536	83	11

Crowley's Ridge Education Service Center Partnership Program Through 2011-2013 Funding Cycle

PROJECT TYPE	STATE FINANCIAL PARTICIPATION	NUMBER OF PROJECTS	NUMBER OF DISTRICTS
WARM, SAFE, DRY <i>(SYSTEM RENOVATIONS)</i>	\$11,433,714	105	18
SPACE			
GROWTH	\$17,042,411	14	6
SUITABILITY	\$9,535,455	12	5
CONDITION REPLACEMENT	\$46,521,410	13	9
TOTAL SPACE	\$73,099,276	39	18
GRAND TOTAL	\$84,532,990	144	23