

<http://www.adhe.edu/institutions/higher-education-master-plan/>

Planning Framework



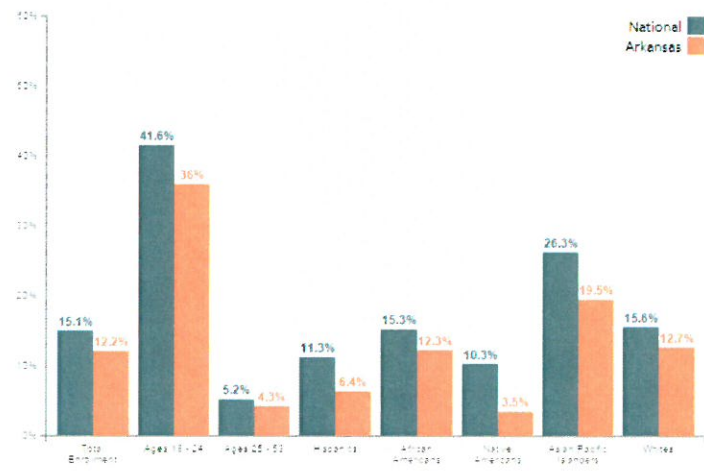
Attainment Gap

Education Level	2013	2020	Attainment Gap
	Attainment Levels (1)	Projected Needs (2)	
High School Diploma or Less	56.6%	41.0%	
CTE Certificate or less than 2 years college	15.4%	22.0%	-6.6%
Associate's Degree	7.1%	12.0%	-4.9%
Bachelor's Degree	13.8%	18.0%	-4.2%
Master's Degree or Higher	7.1%	7.0%	1.0%

(1) U.S. Census Bureau 3-Year Public Use Microdata Samples 2011-2013
 (2) *Recovery: Job Growth and Education Requirements Through 2020*. Georgetown University Center on Education and the Workforce

Education Level	Attainment Gap
CTE Certificate or less than 2 years College	99,433
Associate's Degree	73,535
Bachelor's Degree	63,582
Master's Degree or Higher	(786)
	<u>235,764</u>

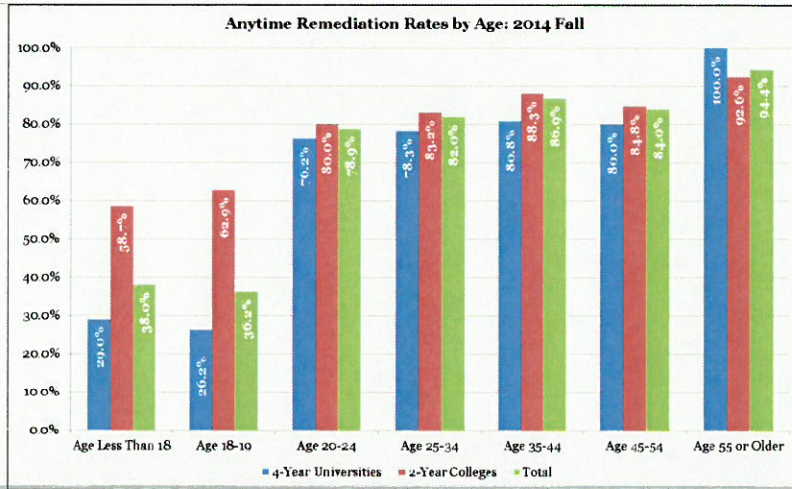
College enrollment among Arkansas residents, ages 18-53



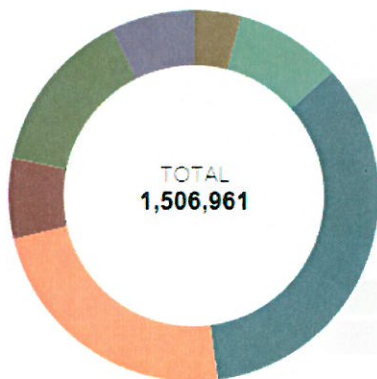
Note: These percentages reflect the enrollment of non-degree-seeking students ages 18-53 at public and private two-year and four-year postsecondary institutions.

Source: U.S. Census Bureau, Department of Education, Community College Survey of Student Enrollment, 2012-13

Arkansas Remediation Rates



Arkansas Demographics



Levels of education, ages 25-64

Less than ninth grade	61,053	4.05%
Ninth to 12 th grade, no diploma	140,399	9.32%
High school graduate (including equivalency)	521,674	34.62%
Some college, no degree	350,117	23.23%
Associate degree	106,032	7.04%
Bachelor's degree	217,834	14.46%
Graduate or professional degree	109,852	7.29%

Source: U.S. Census Bureau, 2013 American Community Survey

Governor's Priorities

- Focus on closing the educational attainment gap
- Improve college readiness of students
- Reduce remedial education enrollments
- Role of concurrent credit in affordability and time to degree
- Concentrate efforts on adults and underserved populations
- Improve college affordability through reduced time to degree and institutional efficiencies
- Direct state resources toward achievement of these goals

Objective

This five year planning cycle is a critical component in the long-term objective to reach the 2025 goal of a 60% post-secondary attainment rate in Arkansas, increasing from the current estimate of 43.4%. By 2020, we will reduce the educational attainment gap in Arkansas by increasing the number of postsecondary credentials by 40% over 2013-2014 academic year levels.

	Credentials Awarded <u>2013-14 Academic Year</u>	<u>% Increase</u>	Credentials Awarded <u>2019-20 Academic Year</u>
Career & Technical Certificates	10,472	61%	16,880
Associates Degrees	8,685	36%	11,860
Bachelor's Degrees	<u>15,277</u>	28%	<u>19,520</u>
	34,434	40%	48,260


Supporting Goals

GOAL 1: Raise completion and graduation rates of colleges and universities by 10%.

GOAL 2: By fall 2018, increase the enrollment of adult students, age 25 to 54, by 50%.

GOAL 3: Raise the attainment rates of underserved student groups in the state by 10%.

GOAL 4: Improve College Affordability through Effective Resource Allocation



Planning Efforts

Adult Learners
College Readiness
Remediation
Student Success Innovation
Affordability
Communication Strategies
Institutional Funding

Institutional Funding

Current model:


- Colleges and universities
 - 90% funding based on enrollment; 10% based on performance
 - Performance measures are all-or-none and penalizing
- Other entities (non-formula)
 - Funding based on history

Proposed model:

- Outcomes-based
 - Measures aligned with plan goals and objectives

State Financial Aid Programs

State	Primary need-based aid program	Need-based aid	Non-need-based aid	Total	% Need based
Georgia	-	-	569.924	569.924	0.0%
Washington, DC	1.197	-	30.597	31.794	3.8%
South Dakota	0.2	-	4.508	4.708	4.2%
Arkansas	5.284	2.999	125.835	134.118	6.2%
SC CHE	24.991	-	295.894	320.884	7.8%
Louisiana	26.101	-	222.576	248.678	10.5%
Tennessee	50.273	37.289	278.28	365.841	23.9%
New Mexico	11.084	13.59	68.145	92.82	26.6%
Idaho	1.236	0.184	3.559	4.979	28.5%
Nevada	9.764	-	23.866	33.63	29.0%



<http://www.adhe.edu/institutions/higher-education-master-plan/>