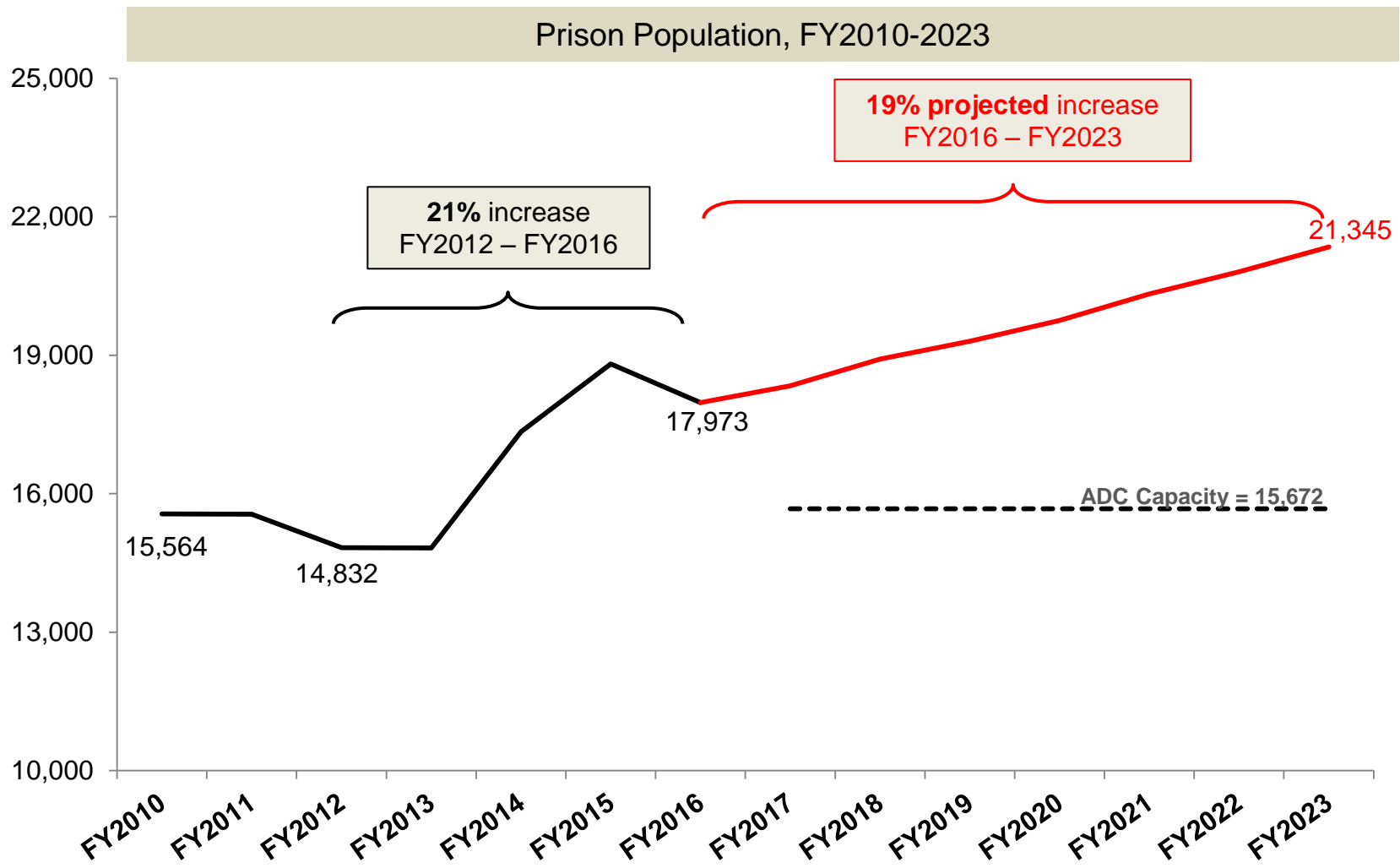



# Arkansas's prison population is projected to increase 19 percent by the end of FY2023



Source: ADC Population Data; JFA Associates, 2016 Arkansas Prison Projections and Historical Corrections Trends, June 2016

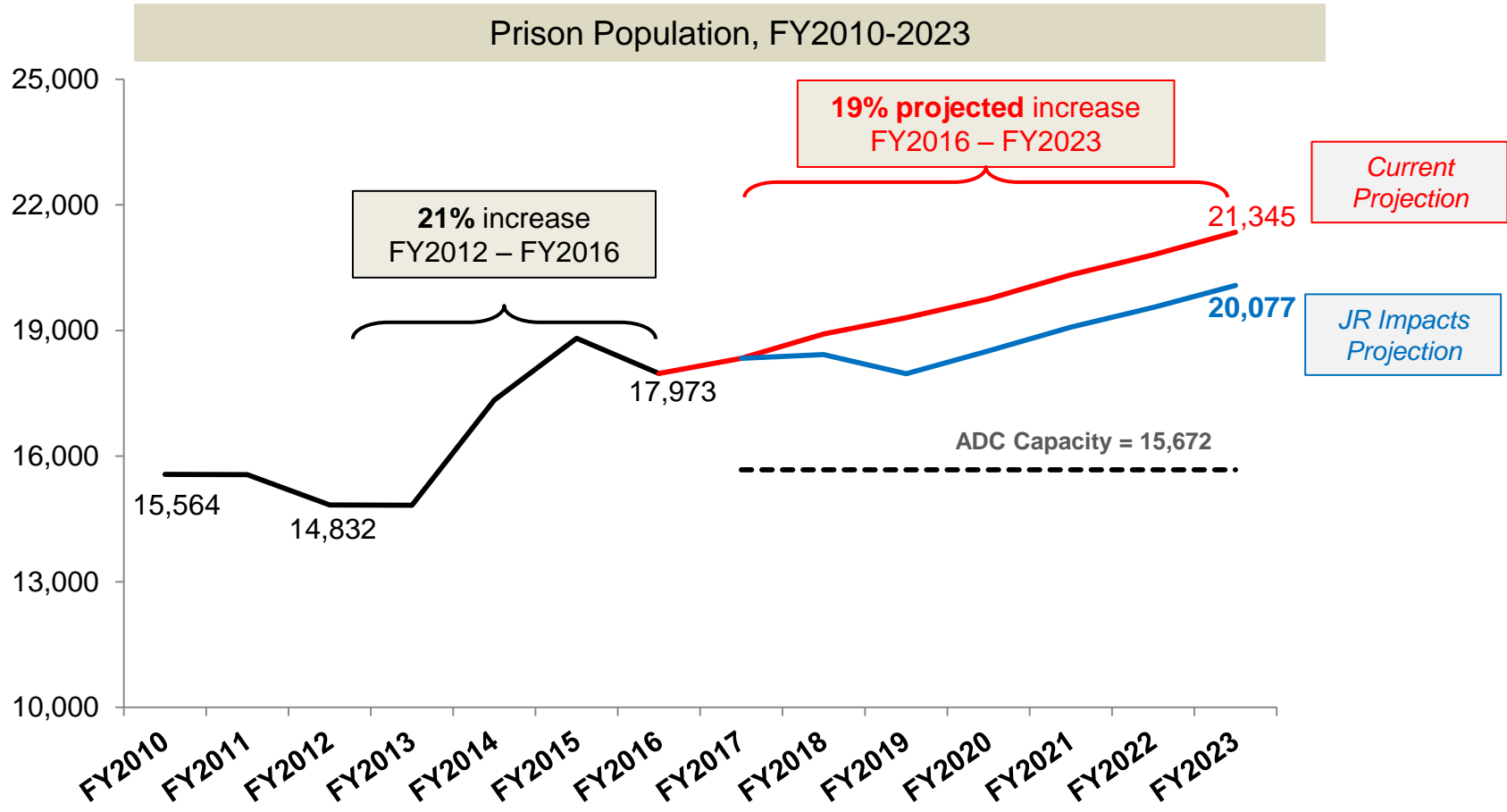
# Maintaining status quo will cost Arkansas more than \$650 million in additional spending from FY2018 through FY2023

FY	ADC Population Above Capacity	Allowable CJ Backlog	CJ Backlog Cost (\$30/day)	Adjusted Capacity Shortfall	Operational Cost (\$63/day)	Cost of Constructing 4,200 Prison Beds	Total Cost of Maintaining Status Quo
FY2018	3,244	1,500	\$16,425,000	1,744	\$40,103,280	Assumed construction cost of \$60,000 per bed (conservative)	
FY2019	3,633	1,500	\$16,425,000	2,133	\$49,048,335		
FY2020	4,080	1,500	\$16,425,000	2,580	\$59,327,100		
FY2021	4,657	1,500	\$16,425,000	3,157	\$72,595,215		
FY2022	5,137	1,500	\$16,425,000	3,637	\$83,632,815		
FY2023	5,673	1,500	\$16,425,000	4,173	\$95,958,135		
<b>Totals</b>	---	---	<b>\$98,550,000</b>	---	<b>\$400,664,880</b>	<b>\$252,000,000</b>	<b>\$751,214,880</b>

Arkansas is already paying for the county jail backlog, so these are not considered new monies for this purpose.


\$653 million in new spending that would be required to maintain the status quo.

# Justice Reinvestment policy options reduce demand for ADC beds by more than 1,200



Source: ADC Population Data; JFA Associates, 2016 Arkansas Prison Projections and Historical Corrections Trends, June 2016

# Justice Reinvestment policy options can reduce number of prison beds needing construction in Arkansas

	FY2017	FY2018	FY2019	FY2020	FY2021	FY2022	FY2023	6 Year Totals 	
Baseline ADC Population Forecast	18,338	18,916	19,305	19,752	20,329	20,809	21,345		
Revised ADC Population Forecast (JR Package)	18,338	18,425	17,968	18,511	19,079	19,550	20,077		
Difference in Population	0	-491	-1,337	-1,241	-1,250	-1,259	-1,268		
<b>Savings</b> (reduced need for 1,200-bed prison construction)	0	Cost of constructing 1,200 prison beds estimated at \$60,000 per bed = \$72,000,000							<b>- \$72 M</b>
<b>Savings</b> (1,200-bed prison operation at \$63 per day)	0	0	-\$27.6 M	-\$27.6 M	-\$27.6 M	-\$27.6 M	-\$27.6 M		<b>- \$138 M</b>
<b>Total Savings FY2018-23</b>								<b>- \$210 M</b>	
<b>Reinvestments</b>	<b>\$0</b>	<b>\$14.4 M</b>	<b>\$9.9 M</b>	<b>\$10.2 M</b>	<b>\$10.2 M</b>	<b>\$10.5 M</b>	<b>\$10.7 M</b>	<b>\$ 65.9 M</b>	

# Savings generated make resources available for more cost effective approaches

		<b>FY2018</b>	<b>FY2019</b>	<b>FY2020</b>	<b>FY2021</b>	<b>FY2022</b>	<b>FY2023</b>	<b>Total</b>
<b>Averted Costs</b>	New Construction Costs Averted	Cost of constructing 1,200 prison beds estimated at \$60,000 per bed = \$72,000,000						\$72 M
	Operational Costs Averted	0	\$27.6 M	\$27.6 M	\$27.6 M	\$27.6 M	\$27.6 M	\$138 M
	<b>Total Averted Costs</b>	<b>\$12 M</b>	<b>\$39.6 M</b>	<b>\$39.6 M</b>	<b>\$39.6 M</b>	<b>\$39.6 M</b>	<b>\$39.6 M</b>	<b>\$210 M</b>
<b>Reinvestments</b>	ACC caseworkers and support staff	\$10.6 M	\$6.1 M	\$6.1 M	\$6.1 M	\$6.1 M	\$6.1 M	\$41 M
	Community-based treatment	\$3.2 M	\$3.2 M	\$3.5 M	\$3.5 M	\$3.8 M	\$4.0 M	\$21 M
	Specialized police response training	\$500 K	\$500 K	\$500 K	\$500 K	\$500 K	\$500 K	\$3 M
	Victim compensation	\$100 K	\$100 K	\$100 K	\$100 K	\$100 K	\$100 K	\$600 K
	<b>Total Reinvestment</b>	<b>\$14.4 M</b>	<b>\$9.9 M</b>	<b>\$10.2 M</b>	<b>\$10.2 M</b>	<b>\$10.5 M</b>	<b>\$10.7 M</b>	<b>\$65.9 M</b>
<b>Net Savings</b>	<b>(\$2.4 M)</b>	<b>\$29.7 M</b>	<b>\$29.4 M</b>	<b>\$29.4 M</b>	<b>\$29.1 M</b>	<b>\$28.9 M</b>	<b>\$144.1 M</b>	