

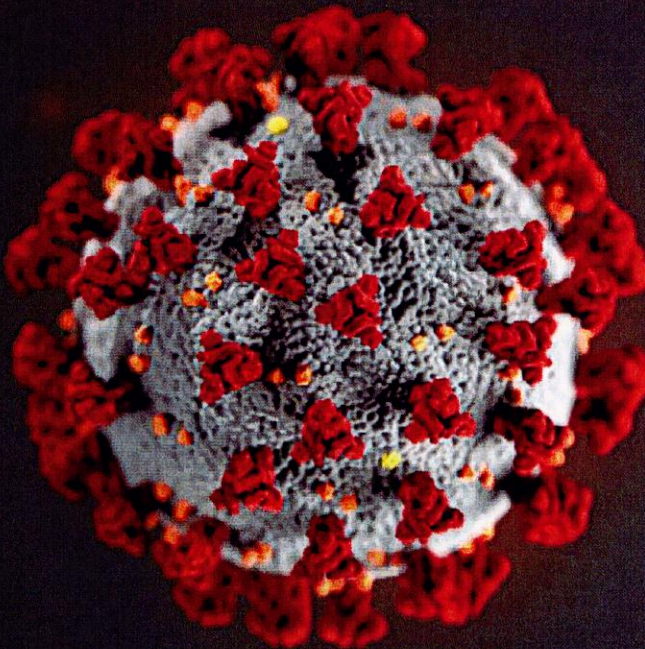
COVID-19 UPDATE

Joe Thompson, MD, MPH

President and CEO, ACHI

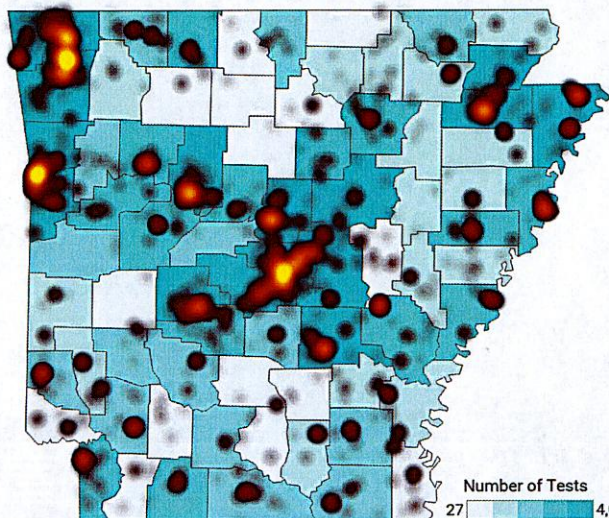
Professor, UAMS Colleges of Medicine and Public Health

07.27.2020



SARS-CoV-2
illustration: CDC

WEEK 28: POSITIVE CASES AND NUMBER OF TESTS



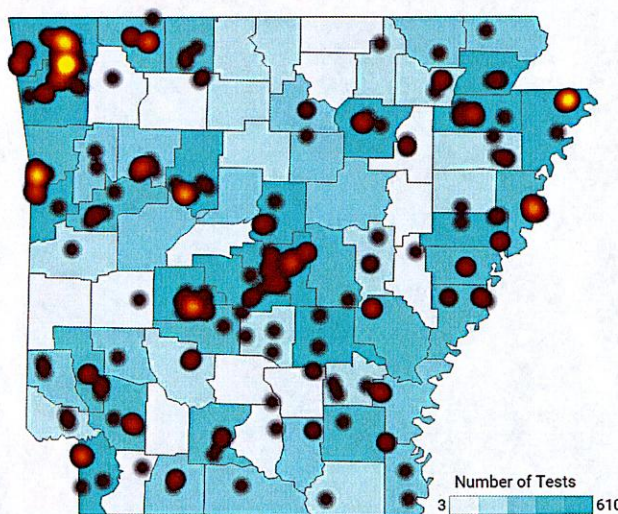
Week beginning:
July 12, 2020

Notes: Excludes jail, not
cumulative

Source: Arkansas Department of Health.



WEEK 29: POSITIVE CASES AND NUMBER OF TESTS



Week beginning:
July 19, 2020

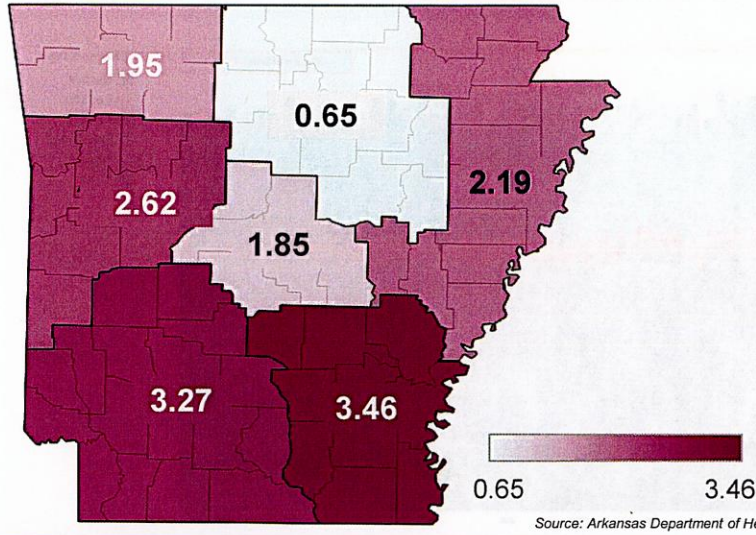
Notes: Excludes jail, not
cumulative

Partial week

Source: Arkansas Department of Health.

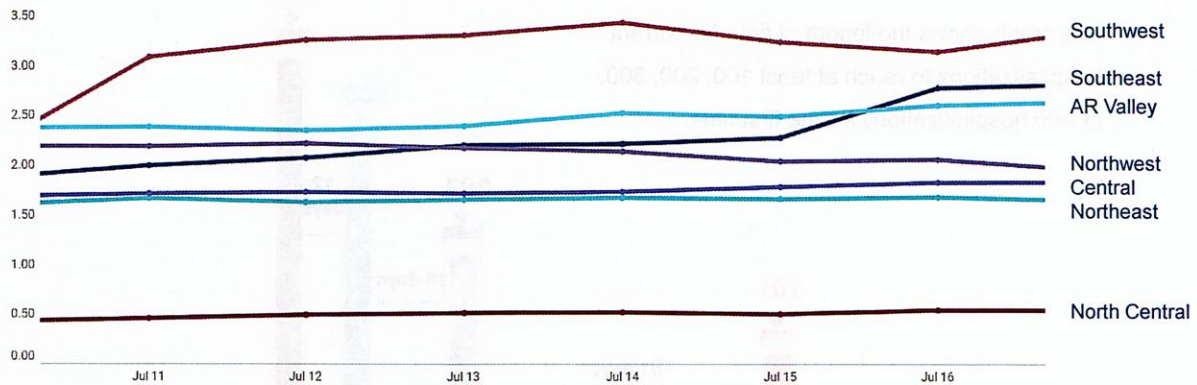


ACTIVE CASES PER 1K BY TRAUMA SYSTEM REGION



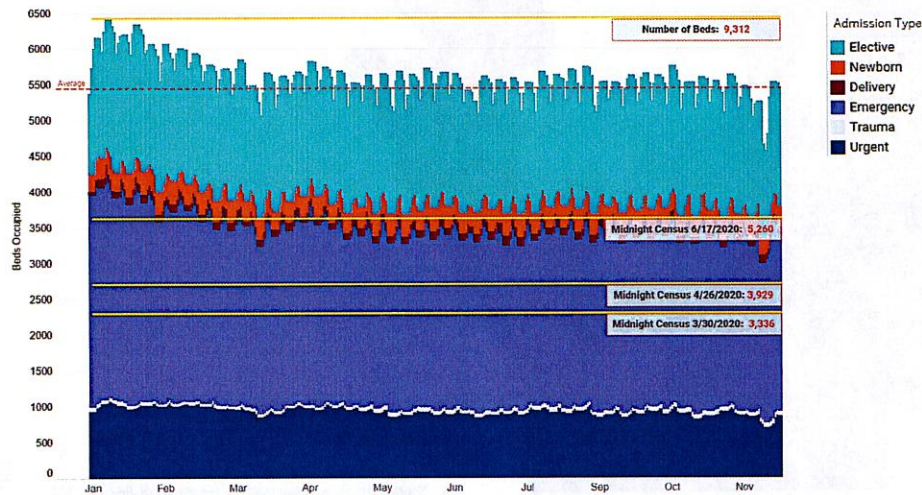
Source: Arkansas Department of Health, as of July 23, 2020.

DAILY ACTIVE CASES PER 1K BY TRAUMA REGIONS



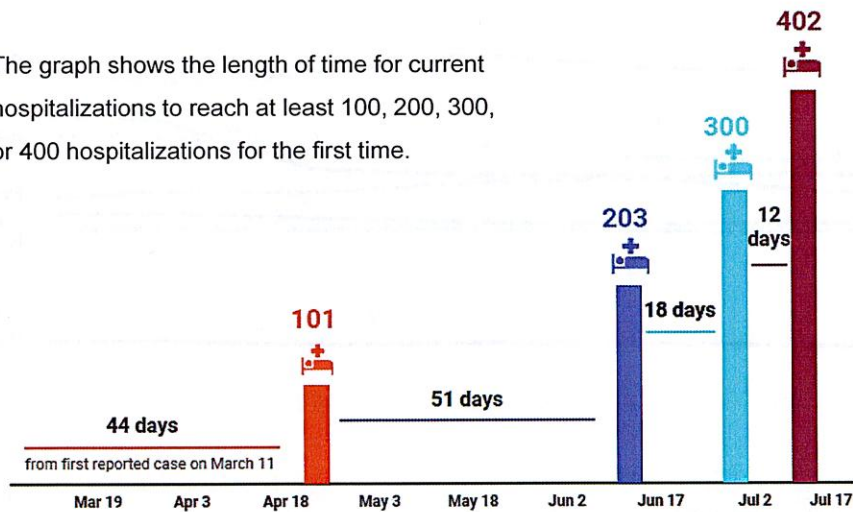
Source: Arkansas Department of Health, as of July 23, 2020.

ARKANSAS HOSPITAL OCCUPANCY DASHBOARD



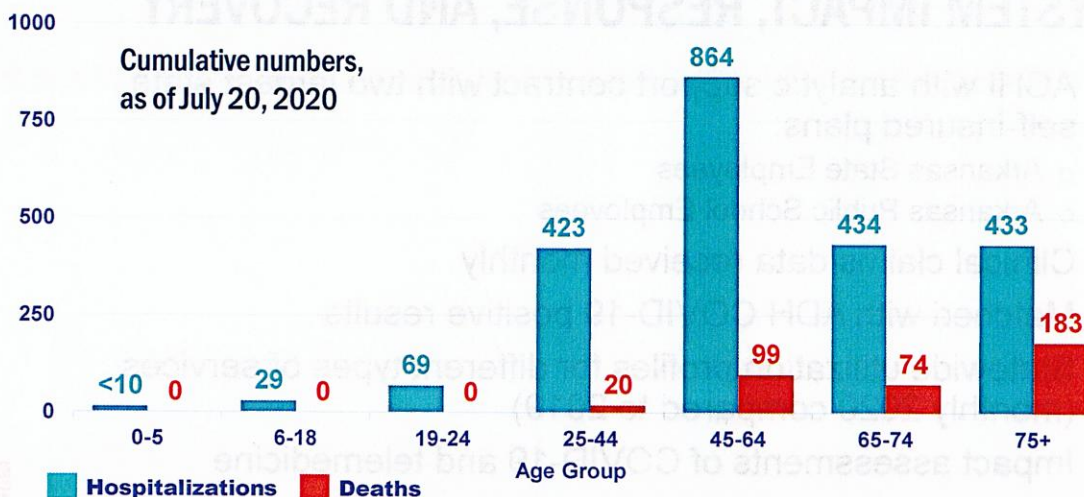
BY THE HUNDREDS: CURRENT HOSPITALIZATIONS

The graph shows the length of time for current hospitalizations to reach at least 100, 200, 300, or 400 hospitalizations for the first time.



Source: COVID Tracking Project, as of July 21, 2020.

ARKANSAS HOSPITALIZATIONS & DEATHS BY AGE



Source: ACHI Analyses of Arkansas Department of Health data.

STATEWIDE RESULTS FOR ADJUSTED RELATIVE RISK OF SEVERE COVID-19 OUTCOMES FOR SELECTED CONDITIONS

	Hospitalization	ICU Admission	Intubation	Death
Kidney Failure	+80%*	+100%*	+103%*	+70%*
Immuno-compromised	+60%*	+90%*	+210%*	+80%*
Diabetes	+40%*	+30%*	+30%	+60%*
COPD	+30%*	+50%*	-40%	-10%
Coronary Heart Disease	+30%*	+20%	+40%	+20%

*Kidney failure and immunocompromised states were associated with a higher rate of hospitalization, ICU admission, intubation and death; Diabetes mellitus was associated with a higher rate of hospitalization, ICU admission, and death; COPD was associated with a higher rate of hospitalization and ICU admission. Coronary heart disease, other heart disease, all at the significance level of 0.05.

Sources: Arkansas Department of Health Redcap Data and the Arkansas APCD.



OBSERVATION WINDOW INTO AR HEALTHCARE SYSTEM IMPACT, RESPONSE, AND RECOVERY

- ACHI with analytic support contract with two largest state self-insured plans:
 - Arkansas State Employees
 - Arkansas Public School Employees
- Clinical claims data received monthly
- Matched with ADH COVID-19 positive results
- Statewide utilization profiles for different types of services (monthly 2020 compared to 2019)
- Impact assessments of COVID-19 and telemedicine



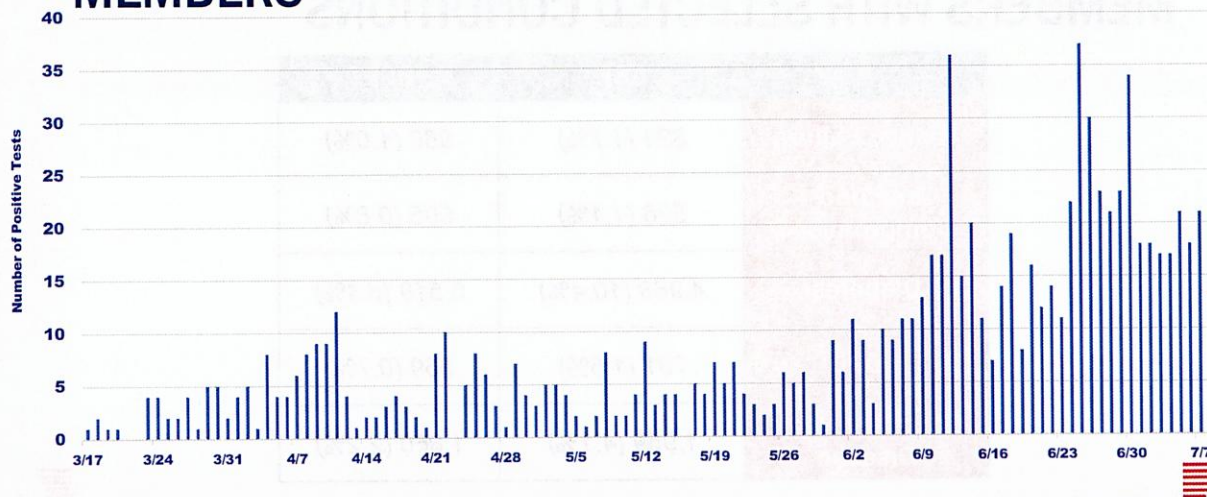
ARKANSAS STATE AND PUBLIC SCHOOL EMPLOYEE PLANS COVID-19 ANALYSES

- Data from March 17 through July 8, 2020
- Estimated total number of members ever tested: **19,100**
- Total number of members with positive test: **942 (ASE=562, PSE=380)**
- Total number of members ever hospitalized: **66**
- Total numbers of members ever in ICU: **28**
- Total number of members ever intubated: **10**

Source: Arkansas Center for Health Improvement, as of July 8

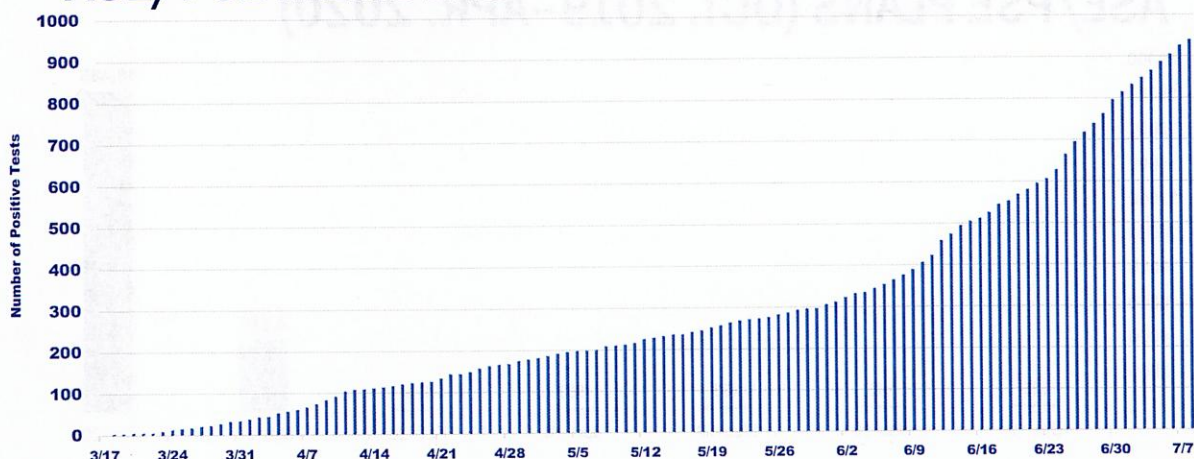


DAILY POSITIVE TEST COUNT AMONG ASE/PSE MEMBERS



Source: Arkansas Center for Health Improvement, as of July 8

CUMULATIVE POSITIVE TEST COUNT AMONG ASE/PSE MEMBERS



Source: Arkansas Center for Health Improvement, as of July 8

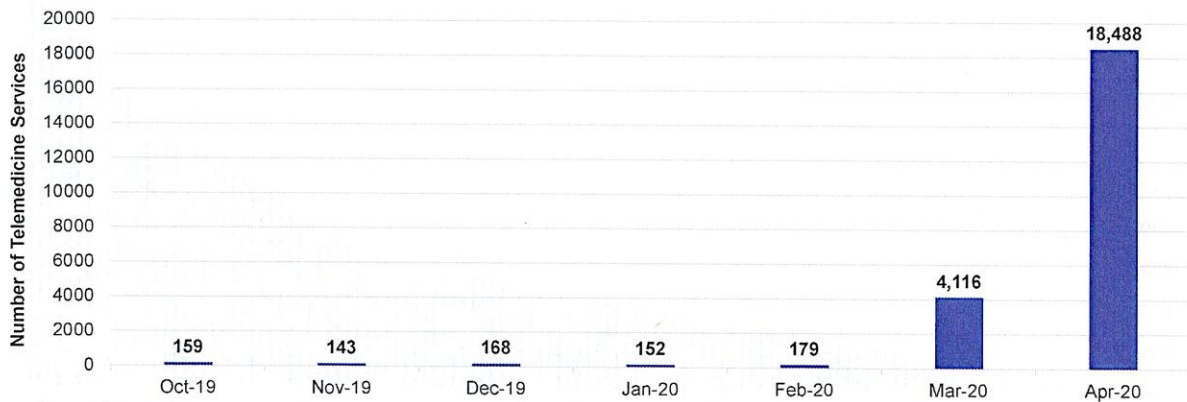
COUNTS (PREVALENCE) OF ASE/PSE PRIMARY MEMBERS WITH SELECTED CONDITIONS

	ASE	PSE
Kidney Failure	824 (1.7%)	866 (1.0%)
Immuno-Compromised	536 (1.1%)	695 (0.8%)
Diabetes	4,968 (10.4%)	5,519 (6.4%)
COPD	731 (1.5%)	559 (0.7%)
Coronary Heart Disease	1,959 (4.1%)	1,860 (2.2%)

Source: Arkansas Center for Health Improvement




TELEMEDICINE SERVICE UTILIZATION AMONG ASE/PSE PLANS (OCT. 2019-APR. 2020)



Source: Arkansas Center for Health Improvement



ASE/PSE PLANS PAID AMOUNT FOR TELEMEDICINE SERVICES (OCT. 2019- APR. 2020)



Source: Arkansas Center for Health Improvement



HOME OUR PRIORITIES OUR CAPABILITIES ISSUES


COVID-19 in Arkansas

The COVID-19 pandemic is affecting people around the world, including Arkansans. ACHI will provide updates and insights on this evolving public health crisis.

Cumulative COVID-19 Cases by City

This table shows cumulative numbers of positive COVID-19 cases in Arkansas communities as of July 9, based on data from the Arkansas Department of Health. Also shown is the percentage of each city's population that the cumulative case number represents. The counts do not include cases among jail populations. Cities with fewer than 10 cases are not included. At this time, we plan weekly updates.

Positive cases were assigned to a city based on the street address reported to the Department of Health. Percentages are calculated using the U.S. Census Bureau Annual Estimates of the Resident Population for Incorporated Places in Arkansas for 2019.



City	Cumulative Cases	Percentage of Population
Benton	179	0.48%
Bentonville	783	0.52%
Berryville	91	1.64%
Blytheville	318	0.88%
Bono	30	1.21%
Bocneville	22	0.58%
Brookland	18	0.55%
Bryant	71	0.54%

Visit:
[ACHI.net/covid19](https://achi.net/covid19)

Sources: Arkansas Department of Health, U.S. Census Bureau, Annual Estimates of the Resident Population for Incorporated Places in Arkansas: April 1, 2010 to July 1, 2019.



Subscribe: achi.net/newsletter



@ACHI_net



@JoeThompsonMD



ARCenterForHealthImprovement



ACHI.net



ARCenterForHealthImprovement

QUESTIONS?

