

**EXHIBIT E**

**Art + Technology:  
Arkansas' Creative Economy**



**ARKANSAS  
LEGISLATIVE  
ARTS +  
TECHNOLOGY  
BOOT CAMP  
REPORT**



## EXECUTIVE SUMMARY

From its people, land, waterways, and open skies, Arkansas is a state endowed with an abundance of natural gifts, talents, and possibilities in all seventy-five counties.

With an unwavering belief that neither geography, luck, legacy, nor lack of investment should determine quality of life for any Arkansan, a bipartisan group of legislators came together to explore how our deeply held belief can be turned into reality. We were clear we would take on the work of debunking the myth of “There’s just nothing there.” But how? Answer: Through the creative economy.

In the summer of 2018 a few legislators worked with Arkansans for the Arts to understand what it means to build a diversified, place-based, creative economy throughout our state. Arkansans for the Arts brought the research and the data to the conversation. They informed, inspired, and guided us as we set out on a path that could potentially change the quality of life for individuals, neighborhoods, communities, small towns, and regions of Arkansas: the quest being to challenge Arkansans to reimagine what can be done right where they are, whether rural or urban. We view the data in this report as a tool to meaningfully curb the brain drain in Arkansas and subsequently incentivize Arkansans to remain in our state. Additionally, the committee foresees this data empowering us to attract non-natives to Arkansas as well.

That same year (2018), a Democrat and a Republican legislator worked together to recruit charter members to form the Legislative Arts Caucus, with an equal number of Democrats and Republicans representing the eight art districts, which cover every part of the state. Through the work of the Caucus, Arkansans for the Arts, and bipartisan support of cosponsors, Act 577 of 2021 created the Legislative Arts & Technology Boot Camp to hold meetings around the state to explore what’s already happening, what can be better, what can be, and what it will take. In partnership with Arkansans for the Arts, without whom we could not have done this work, we submit this report with the following recommendations:

## LEGISLATIVE COMMITTEE RECOMMENDATIONS

Note: Arkansans for the Arts acted as a consultative subcommittee of the Legislative Boot Camps. For each of the focus groups and other creative content groups with whom Arkansans for the Arts engaged, there are specific recommendations noted in their Subcommittee's report. The following eight are specifically from the Legislative Boot Camp Committee.

1. Improve and expand access to high-speed broadband throughout the state.
2. Encourage regional collaboration among all appropriate governmental entities.
3. Appoint two members with industry-related knowledge of the creative economy to the Arkansas Economic Development Commission.
4. Establish a Creative Economy Subcommittee of the Agriculture, Forestry & Economic Development Committee.
5. Extend the work of the Boot Camps to more fully explore parts of Arkansas the committee was not able to visit because of time constraints and the impact of COVID-19.
6. In collaboration with Arkansans for the Arts, create, update, and maintain a dynamic database that contains an inventory of Arkansas's art and cultural assets for each of the Arkansas Arts Council's eight (8) art districts to be funded by the legislature.
7. Fund Arkansans for the Arts to continue working with the Legislative Arts Caucus and the Boot Camps.
8. Recommit to maintaining a bipartisan Legislative Arts Caucus.

## CHALLENGES

1. Because of the unprecedented amount of time the House and Senate members met in assembly, it was impossible to meet as often as needed and in as many regions of the state as originally desired.
2. Failure to include a formal process for compensating Arkansans for the Arts as paid consultants.
3. Conflicting schedules that caused more than anticipated lack of attendance by some members of the committee.

## ACKNOWLEDGEMENTS

The members of the Legislative Arts + Technology Boot Camp are deeply indebted to the entire staff of Arkansans for the Arts for their tireless work on the individual Boot Camps, research and the final report. Without the help of this organization, the work of this committee would not have been possible. Though uncompensated, their contributions are incalculable.

We extend special thanks to Dr. Lenore Shoults, Sandy Martin, Garbo Hearne, and Erin Holliday—all with Arkansans for the Arts—for their unwavering dedication to advancing the creative economy through art and technology throughout the state of Arkansas.

Arkansans for the Arts' Art + Technology Boot Camp Subcommittee  
respectfully submits this summary report to the

**LEGISLATIVE ARTS &  
TECHNOLOGY BOOT CAMP  
COMMITTEE**

August 31, 2022

The Arkansans for the Arts' Art + Technology Boot Camp Subcommittee included Dr. Lenore Shoults (Chair of the Subcommittee), Sandy Martin, Garbo Hearne, and Erin Holliday, with board support from MaryRoss Taylor, Bill Moss, Dr. Brookshield Laurent (Health & Wellness Boot Camp), Talicia Richardson and Mary Zunick (Community Development Boot Camp), Jean Lacefield (Diversity, Equity, and Inclusion Boot Camp), and Dr. Gayle Seymour (Students for the Arts). Student interns: Avery Rudolph, Brynn Ward, Haley Frost, Jathan Neider.  
Special thanks to Catherine Shoults

# Table of Contents

- INTRODUCTION ..... 4
- METHODOLOGY ..... 5
  - PROCESS..... 5
  - SURVEY ..... 5
  - RESPONSE..... 5
- SURVEY RESULTS ..... 6
  - FOCUS GROUP PARTICIPANTS..... 6
  - CREATIVE COMMUNITY REVIEW RECOMMENDATIONS ..... 9
  - RECOMMENDATION FOR FUTURE RESEARCH.....12
- BOOT CAMP.....13
  - LITTLE ROCK BOOT CAMP .....14
  - PINE BLUFF BOOT CAMP .....20
  - BENTONVILLE BOOT CAMP .....23
    - RECOMMENDATIONS.....26
  - HOT SPRINGS BOOT CAMP .....29
  - TEXARKANA BOOT CAMP .....31
  - JONESBORO / HEALTH AND WELLNESS BOOT CAMP .....33
  - COMMUNITY DEVELOPMENT BOOT CAMP .....38
  - DIVERSITY, EQUITY, AND INCLUSION BOOT CAMP .....39
- APPENDICES.....41
  - ACT 577 .....42
  - ARTS DISTRICTS DATA REPORTS .....47
  - 75 COUNTY DATA REPORTS.....56
  - ARTS AND CULTURAL ASSET INVENTORY..... 131
- BIBLIOGRAPHY ..... 148



## INTRODUCTION

This document covers the methodology used to gather statewide input from art and technology entities and individuals. The goal of Act 577 was to research and recommend how to grow Arkansas' creative economy. Goals included:

- Identifying existing art and technology assets;
- Exploring support for existing assets;
- Seeking diversity, equity, and inclusivity;
- Identifying bridges and gaps;
- Recommendations for growing the creative economy with art and technology.

Upon passage of Act 577, Arkansans for the Arts undertook a statewide survey to ascertain arts and technology entities currently working in their respective fields. Respondents were next invited to attend focus groups convened via Zoom. This feedback guided invitations to experts who presented to legislators at in-person and Zoom Boot Camp convenings. Note that many were contacted and the voices that were heard were from those who responded.

Nine Boot Camps were convened with the opening session at the state Capitol on September 20, 2021. Additional Boot Camps were held in Pine Bluff on November 2, 2021, Northwest Arkansas on December 16, 2021, Hot Springs on March 29, 2022, Texarkana on May 4, 2022, via Zoom on May 13, 2022 from Jonesboro (Health & Wellness), via Zoom on May 25, 2022 (Community Development), via Zoom on June 2, 2022 (Diversity, Equity, and Inclusion), and June 9, 2022 at the Capitol.



*Dr. Lenore Shoults, Senator Joyce Elliott, Sandy Martin, Governor Asa Hutchinson, Garbo Hearne, Representative Les Warren, Erin Holliday*



# METHODOLOGY

## PROCESS

The process included a statewide survey of arts and technology assets, Focus Groups, and Boot Camp presentations. Throughout 2021, a statewide survey of arts and technology individuals and organizations was undertaken. All respondents were invited to attend Focus Groups which were convened via Zoom in the Summer of 2021 and organized, largely, according to the eight Arts Districts. Boot Camps were held in-person and via Zoom in 2021-2022. The final step included a Creative Community Review from June 10–June 30, 2022, wherein the Boot Camp Preliminary Summary Draft was sent to all previous respondents requesting their input.

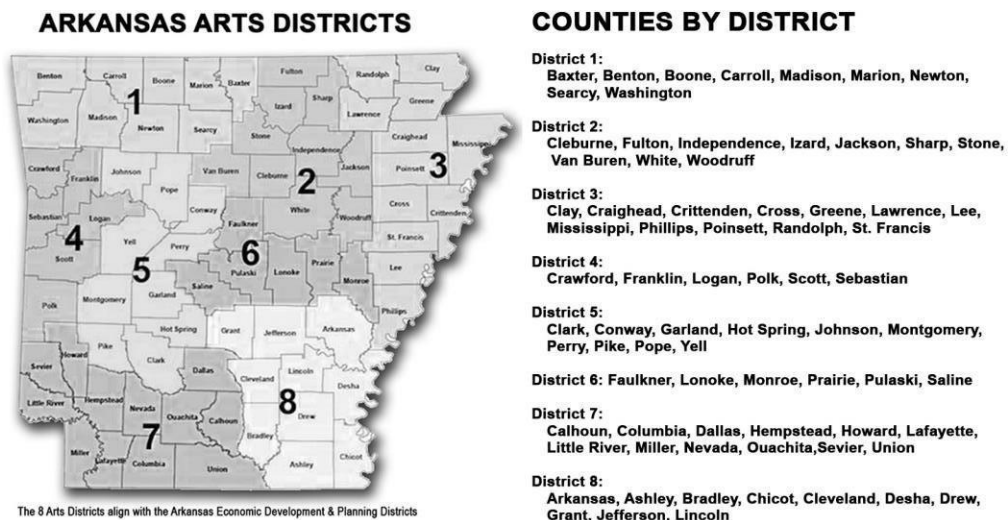
## SURVEY

Arkansans for the Arts (ARftA) sent a statewide survey to a database of 1000+ Arts, STEM, and STEAM entities and individuals. The survey instrument included the following questions:

1. What is your intersection with art and/or technology?
2. What are your future plans/dreams in your field?
3. What barriers exist?
4. Where is your biggest impact?

## RESPONSE

The response included an approximately 16% response rate and all survey respondents were invited to attend Zoom focus groups. Approximately 40% of survey respondents attended the focus groups which were held, mostly, according to the eight Arkansas Arts Districts.



## SURVEY RESULTS

Survey results indicated that funding and broadband were major barriers.

Recommendations, from survey and focus group respondents included:

Survey Results
The need for Broadband access across the state.
Funding for Art and Technology.
Ongoing art and technology professional development and education at all levels from PreK through college.
Lifelong learning, specifically to include elders.
The importance of play, experimentation, and inquiry learning in the creative process.
Lifelong health and wellness for all.
Equal access and equity for all.
Talent retention and attraction through internships, apprenticeships, and fellowships.
The necessity for an ongoing art and technology communication network.

## FOCUS GROUP PARTICIPANTS

Hot Springs Workforce Development  
CyberSpider Marketing  
Hot Springs School for Math, Science and the Arts  
National Park College Maker Space  
Low Key Arts  
Arkansans Learning for the Arts  
Mid America Science Museum  
Visit Hot Springs  
EAST Lab, White Hall  
The Generator at Pine Bluff  
Arts & Science Center for Southeast Arkansas  
University of Arkansas at Monticello  
Pine Bluff Advertising & Promotion Commission  
Brandon House  
Arkansas Museum of Fine Arts  
Center for Economic Development  
48 Hour Film Festival  
Shakespeare Festival  
Circus Arts  
Wildwood Center for the Performing Arts

Hot Springs Documentary Film Festival  
University of Arkansas Music Department, Jazz  
Symphony of Northwest Arkansas  
Henderson State University  
Arkansas State University College of Computer Science and Engineering  
University of Arkansas at Pine Bluff, Department of Music  
University of Arkansas at Pine Bluff, Department of Art  
Fort Smith Public School PEAK Innovation Center  
Amazeum  
Writer's Colony at Dairy Hollow  
Eureka Springs School of Art  
Reggio Baby Products  
University of Arkansas Community College Integrated Design Lab  
Arkansas State University Mountain Home  
Buffalo River Arts  
University of Arkansas Economic Development  
MyT by Design  
Crystal Bridges Museum of American Art  
Hot Springs Cultural Alliance  
University of Central Arkansas  
Center for Cultural Community  
Emerging Analytics Center at UALR  
Arkansas State University Department of Art  
Arkansas State University Museum  
ASU New York Institute of Technology School of Osteopathic Medicine  
Ozark Folk Center State Park  
Culinary Academy and Community Creative Center  
Fort Smith Art Museum  
University of Arkansas Fort Smith  
University of Arkansas Fort Smith, Art Department

Act 577 identified **agriculture** and **agribusiness**, **tourism** and **recreation**, **health** and **wellness**, **technology**, and **creative/cottage industries** as sectors to explore and gain input. Individuals presenting at Boot Camp (in-person and via Zoom) included:

Agriculture and agribusiness

Mundi Sauce, Eureka Springs  
Donna Mussara, Lucky Star Farms  
Jesse Elliott, Creative Ecosystems, Creative Arts Community Hub & Exchange

Tourism and recreation

Sandy Martin, former Chair, Arkansans for the Arts  
Sherry Storie, Executive Director, Pine Bluff Advertising & Promotion Commission  
Jimmy Cunningham, Interpretation, Pine Bluff Advertising & Promotion Commission  
Dr. Stephen O'Connell, Chair, Department of Geography, UCA

Krista Kupp, Communications Director, The Runway Group  
Patrick Ralston, Executive Director, Arkansas Arts Council  
Remica Grey, Chair, Arkansas Arts Council  
Talia Richardson, Executive Director, 64.6 Fort Smith  
Mary Zunick, Cultural Affairs, Visit Hot Springs  
Shelby Feigel, Director of UCA Center for Community and Economic Development  
and the Community Development Institute

#### Health and wellness

Dr. Brookshield Laurent, New York Institute of Technology College of Osteopathic  
Medicine, Arkansas State University  
Dr. Temma Balducci, Chair, Department of Art + Design, ASU  
Dr. Susan Whiteland, Art Education, ASU  
Garry Holstein, Executive Director, Bradbury Museum of Art, ASU  
Adrienne Collins, Executive Director, AC Production consulting firm  
Lauren Wilson, Assistant Director of the Multicultural Center at UA at Little Rock  
Margie Reese, Diversity, Equity, Accessibility, and Inclusion consultant for Mid  
America Arts Alliance

#### Technology and the Arts

Dr. Lenore Shoults, Chair of the Arkansans for the Arts Boot Camp Subcommittee  
Dr. Richard Bailey, Professor and Chair of Department of Music, UA at Pine Bluff  
Dr. Rachel Miller, Executive Director, Arts & Science Center for Southeast Arkansas  
Mildred Franco, Executive Director, The Generator  
Sonia Guitierrez, Fayetteville City Council  
Dr. David Charles Frederick, Professor, Game Design, UA at Fayetteville  
Greg Rogers, Causeway Studio  
Dr. Evelyn Jorgenson, President, Northwest Arkansas Community College  
Blake Elder, Rockhill Studio, Fayetteville  
Joel Rush, MakerSpace at National Park College  
Michael Karr, MakerSpace at National Park College  
Corey Alderdice, Executive Director, Arkansas School for Math, Science, and the Arts  
Hannah Vogler, Executive Director, Arkansas STEM Coalition  
Diane LaFollette, Executive Director, Mid-America Science Museum  
Dr. Becky Kessler, Superintendent, Texarkana Arkansas School District  
Julie Carver, Robotics Team, Trice Elementary, Texarkana Arkansas School District  
Tracey Boyles, Principal, Trice Elementary, Texarkana Arkansas School District  
Chris Biscoe, Robotics Team, Texarkana Arkansas School District

## CREATIVE COMMUNITY REVIEW RECOMMENDATIONS

Placing Diversity, Equity, Inclusion, and Access at the forefront of thinking, planning, and funding builds a stronger outcome while expanding opportunities for all Arkansans.

Education, Workforce Development, and Art + Tech Incentives are key to growing the Creative Economy. Art and Technology are exploding within Film, Health and Wellness, and Tourism and investment in these areas will reap tremendous future benefits.

I.	Education
I.a.	Broadband access across the state.
I.b.	Strengthen requirements for, and investment in, fine arts curriculum in Arkansas’s K-12 schools. Fine Arts education teaches creativity, problem-solving, flexibility, and teamwork. Art in technology and technology in art education teaches fusion skills and a new “language” necessary for the workforce of the future.
I.c.	Redesign Arts frameworks and standards to include technology (in the arts) and computer science frameworks to include the digital Arts.
I.d.	EAST labs are a proven statewide model for delivering art and technology. Create an exploratory grant for Education Unleashed.
I.e.	Institute grants that allow travel to other states for teacher professional development (preK-12) whereby upon return home attendees teach regional workshops on newly acquired skills.
I.f.	Encourage collaboration across all education levels and institutions: K-12, CTE, 2-year and 4-year and communities.
I.g.	Expand Maker-Spaces in cities and towns that do not have them to provide access to technologies like 3D printing, recording studios, writing labs, graphic design, digital photography, and other tools for creativity.
II.	Workforce Development
I.a.	Broadband access across the state.
I.b.	Expand programs to train, empower and integrate visual, performing and literary artists into the small business community and statewide creative economy.
I.c.	Internships, apprenticeships, and fellowships: <ul style="list-style-type: none"> <li>○ Support career advancement within Arkansas and help retain talent;</li> <li>○ Assist industry in talent attraction and retention;</li> <li>○ Enrich local community/economic development efforts with creative problem solving.</li> </ul>
I.d.	Continue support of the highly successful Career Training Education (CTE) program of study.
I.e.	The state of AR needs to conduct a study on the impact of art education and creative interaction in K-12 on the development of soft skills in support of workforce development. There are studies in urban communities and on the coasts that show that creative education is critical in developing skills for success in future employment. There are few to no studies in rural areas.

I.f.	Consideration must be made to include the regional workforce development districts with an emphasis on underserved regions of the state. Priority should be given to state planning and development districts that are comparatively underdeveloped.
III.	Art + Technology Incentives
III.a.	Broadband access across the state.
III.b.	Funding for art and technology collaboration. <ul style="list-style-type: none"> <li>○ Mini grants <ul style="list-style-type: none"> <li>○ Based in 8 Arts Districts</li> <li>○ Collaboration across art and technology</li> <li>○ Annual “show and share”</li> </ul> </li> </ul>
III.c.	Continue and increase local public art programs (establishment of city arts districts, investment in public art, support of local and regional arts nonprofits) as a tool for economic development and opportunity.
III.d.	Fund a statewide certified local arts district program as anticipated in Act 1030 of 2011.
III.e.	Develop GIS Trails. Parks Heritage Tourism to provide matching funds* to communities to develop their own GIS tourism and Augmented Reality maps highlighting artistic/creative points of interest: <ol style="list-style-type: none"> <li>1. Art Trails</li> <li>2. Old Churches</li> <li>3. Old Post Office Murals</li> <li>4. Quilt Trail</li> <li>5. Music Trails</li> <li>6. Mural Trail</li> <li>7. BBQ, Culinary Trails</li> <li>8. Film Festival Trails</li> <li>9. Cultural Trail</li> <li>10. Points of interest including but not limited to</li> </ol> <p><i>*Re-create “1% for Arts + Technology” to fund matching grant program</i></p>
III.f.	Establish Art + Technology start-up grants for development of consumer products (e.g. gaming, AR apps).
IV.	Film, Music and Digital Media
IV.a.	Add two (2) staff members to the Arkansas Film Commission Office.
IV.b.	Amend current incentive program to include a localized, geographically targeted incentive to expand statewide production and local hiring with emphasis on rural communities.
IV.c.	Appropriate the workforce services funding necessary to implement a targeted film/music/digital production industry paid internship program.
IV.d.	Institute a policy through 2- and 4-year universities and colleges that allows students to earn physical production credit hours that are transferable to all Arkansas higher education institutions.
IV.e.	Introduce legislation for a Music and Sound Design incentive rebate program.

IV.f.	Expand film, music, animation, gaming, and digital production programs through 2- and 4-year colleges and/or establish more industry specific tech trade schools to create a workforce pipeline that is in high demand.
IV.g.	Review Act 148 in 2023 to eliminate state funding penalty if student drops out due to securing employment with the field of study.
IV.h.	Encourage more Career and Technical Education programs to include film, music, animation training in the Arts, Media and Entertainment (AME) Sector.
V.	Tourism/Agritourism
V.a.	Prioritize arts and culinary as a destination draw to promote the unique Arkansas culture throughout the state.
V.b.	Expand tourism marketing for agritourism with an emphasis on local food source products and cottage industries.
VI.	Health and Wellness for All
VI.a.	Broadband access across the state.
VI.b.	Funding for art and technology in health and wellness sector.
VI.c.	<p>The intersection of Health and Wellness and Art + Technology is a new frontier that will be of particular benefit for rural areas.</p> <ul style="list-style-type: none"> <li>○ Inter-generational shared sites for elders and children. <ul style="list-style-type: none"> <li>○ Arts and Technology as a common meeting ground;</li> <li>○ Arts as a methodology for dementia loss;</li> <li>○ Arts and Technology as a methodology against isolation</li> </ul> </li> <li>○ Support provided to develop a team of assistants whose role is to visit schools, community centers and other facilities as an informational provider and curriculum advisor on how technology and the arts can be used in the facility's specific context.</li> </ul>
VI.d.	Development and enrichment of current talent and emerging creative workers is crucial but, the creative workforce needs support on a more basic level. Ensuring that the individuals in this sector are attended to as whole humans with needs that extend beyond those of professional development and education, to include things like health care, housing, and financial stability (to make the concept of starving artists a thing of the past) will better solidify the state as a sustainable home for artistic people.
VII.	Department of Transportation
VII.a.	Develop a pilot program through the Department of Transportation to include art for all public transportation and public transit stations featuring local artist (visual and digital).

## RECOMMENDATION FOR FUTURE RESEARCH

The Legislative Art and Technology Boot Camp accomplished a great deal in a short time while experiencing both the Covid Pandemic and an election year. The pandemic impacted when, where, and who could gather at a Boot Camp and the election cycle and legislative calendar impacted when Boot Camps could be scheduled.

Additional exploration of many sectors remains with these specifically noted:

<b>Consumer products and cottage industries:</b>
Reintroduce AEDC's supplementation of market booth costs at the wholesale gourmet food market at the Dallas Market Center.
Develop workforce initiatives that teach entrepreneurship.
Support Small Business Tech Centers.
<b>Agriculture and agribusiness:</b>
Research how to support craft beer, spirits, and wine trails.
Research how to support BBQ and specialty food trails.
Research how to support specialty meats and how to bring those products to market.
Research how to support Farmers Markets and Farm to Table.
Research support for fiber arts and fibers for high-end specialty markets: wool, cotton, and yarn, dye gardens
Connect with county extension offices and 4H Clubs
<b>Game design, virtual reality, and augmented reality:</b>
Research support for use in medical training.
Research support for hospital and operating room design.
Construction design; digital twin
Increase education across all grade levels.
Online gaming festival. Just announced, Oct 20-22, 2022, Rewired Festival from Walmart through UA. Looking for diversity and inclusion.
<b>Fashion, costume, and garment industry:</b>
Research 3D imaging for the garment industry and long-distance costuming.
Research avatar garments that also exist in reality.
Research LED lights, sensors, and bio-feedback in garments.
Research emerging technologies in outdoor gear.
Support NWA Fashion Week.
<b>Timber industry:</b>
Research laminated wood product design and building construction.
Construction industry: <ul style="list-style-type: none"> <li>○ Cabinet making and furniture design.</li> <li>○ Aero industry and custom aircraft interiors.</li> <li>○ Boat design and watercraft.</li> </ul>



## BOOT CAMP

The Legislative Art and Technology Boot Camp grew out of the Arkansas Legislative Arts Caucus with a goal of growing Arkansas' creative economy. Statewide convenings, or Boot Camps, were coordinated to learn about art and technology work already being done in local communities. Arkansans for the Arts conducted surveys and eight statewide focus groups to gather information about work in the field and then brought key experts into the Boot Camps.

The initial hope of visiting all eight Arts Districts was hampered by the pandemic and the legislative calendar. In-person sessions were held in Pine Bluff, Northwest Arkansas, Hot Springs, and Texarkana. Virtual sessions were topical and included Art and Technology in



*Representative Les Warren, Representative Carol Dalby, and Senator Joyce Elliott.*

Health and Wellness, Community Development, and Diversity, Equity, and Inclusion Two sessions were held at the Capitol, but these did not include the general public so regions that should still be visited for input would be Little Rock, Northeast Arkansas, Eastern Arkansas, Fort Smith, and South Arkansas. Interest in the Boot Camps was high, and many people expressed a desire to present information in their area of expertise and the creative community would like to attend these convenings.

Boot Camp presenters provided a great deal of information about potential growth in art and technology and the impact on the economy, quality of life, and health / wellbeing for all Arkansans. Excellent work is being done in art and technology, but the endeavors are generally isolated and there is no statewide comprehensive planning. No communication system exists and this stymies grant writing and collaboration. Silos hamper interdisciplinary work and lack of funding puts most entities on a subsistence diet.

Talent drain is an issue. It is difficult to gain traction on projects when key people leave—especially when they depart for other states. This happened repeatedly throughout the Boot Camp process both with key partners on this endeavor and observed across the state. The 2010-2020 census data tracks migration by county with Benton, Craighead, Faulkner, Saline, and Washington counties experiencing population growth and many other counties experiencing loss.

Investment in art and technology, especially in underserved areas, would reap economic, education, workforce, and quality of life benefits. Collaboration grants that emphasized art and technology and encouraged cross-silo and inter-regional cooperation would plant the seeds of tomorrow's creative economic growth. 65% of jobs in the future do not exist today and Arkansas needs to grow and retain creative thinkers to thrive in that new reality.

# LITTLE ROCK BOOT CAMP

## AGENDA Legislative Arts and Technology Boot Camp

---

Monday, September 20, 2021  
9:30 AM  
Room A, MAC  
Little Rock, Arkansas

---

Sen. Joyce Elliott, Co-Chair  
Sen. Cecile Bledsoe  
Sen. Larry Teague  
Sen. Missy Irvin  
Sen. Keith Ingram  
Sen. Blake Johnson  
Sen. Breanne Davis  
Sen. James Sturch  
Sen. Ben Gilmore

Rep. Les Warren, Co-Chair  
Rep. Mike Holcomb  
Rep. Jack Fortner  
Rep. Johnny Rye  
Rep. Carol Dalby  
Rep. Jamie Scott  
Rep. Denise Garner  
Rep. Harlan Breaux  
Rep. Stu Smith

---

- A. Call to Order
- B. Comments by Committee Co-Chairs
- C. Consideration of a Motion to Authorize Chairs to Approve Special Expenses Incurred by the Legislative Arts and Technology Boot Camp
- D. Consideration to Adopt Legislative Arts and Technology Boot Camp Rules of Procedures  
[EXHIBIT D]
- E. Background of Arkansans for the Arts (AFTA)
  - Dr. Lenore Shoults, Chair, Boot Camp Subcommittee, AFTA
- F. Overview of Creative Economy Industries and Regional Creative Economy Data [EXHIBIT F]
  - Sandy Martin, Chair, AFTA
- G. Other Business
- H. Adjournment

**Note:** All exhibits for this meeting are available by electronic means and are accessible on the General Assembly's website at [www.arkleg.state.ar.us](http://www.arkleg.state.ar.us)

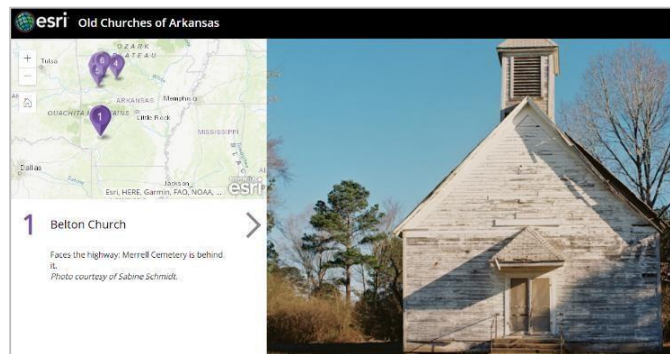
**Notice:** Silence your cell phones. Keep your personal conversations to a minimum. Observe restrictions designating areas as *'Members and Staff Only'*.

## Background of Arkansans for the Arts

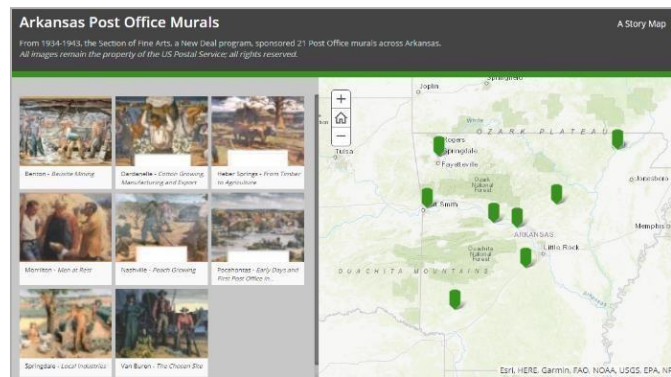
Dr. Lenore Shoultz, ARftA Art + Technology Boot Camp Sub-Committee Chair

An overview of the Legislative Arts and Technology Boot Camp from Dr. Lenore Shoultz included the main goal of growing the state's creative economy through art and technology, history of Arkansas' creative economy, background on the formation of the Legislative Arts Caucus, and establishment and signing of Act 577. A synopsis included how art and technology education and workforce development programs can grow entrepreneurship and attract/retain talent. Survey and Focus Group methodology was presented.

Two examples of art and technology implemented with Geographic Information System (GIS) were presented. Stephen O'Connell, Ph.D. Associate Professor and Chair of Geography at the University of Central Arkansas and honors student, Noah Walker, created a sample tour of Old Churches utilizing the photography of Sabine Schmidt.



A second tour, based on honors student Marie Desrochers thesis research of Old Post Office Murals provided insight into what a statewide tour of these historic artworks would look like. So-called forward-facing GIS would be a phenomenal asset for tourism as it could combine disparate entities such as old churches that still exist throughout the state into self-driving tours. The GIS tours were also beautiful and easily interactive making them attractive for armchair travel planning.



The potential for GIS tours to promote tourism is tremendous. This is an area of potential business development as there is already a demand. The key is combining the GIS technology, the aesthetics of art, and often other disciplines such as history.

EAST Initiative offers GIS and already has a statewide education network in place. Their *Education Unleashed* initiative provides teacher professional development to non-EAST teachers further extending their reach. Exploring EAST as an art and technology conduit would support a successful system and could garner great results in education, workforce development and enhanced quality-of-place.

*Overview of the Creative Economy Industries and Regional Creative Economy Data*



Sandy Martin, Arkansans for the Arts'

Creative Economy video by Sandy Martin, ProComm, Eureka Springs: [Art + Tech in Arkansas - YouTube](#)

Data Dives, prepared by Sandy Martin utilized the Creative Vitality Suite that is funded by CACHE (Creative Arkansas Community Hub and Exchange) and Arkansans for the Arts. Arts District summaries and Data Reports for all 75 counties are included in the Appendices.

A graphic titled "THE CREATIVE ECONOMY OF ARKANSAS DATA DIVES RESEARCH EXAMPLES". It features three logos: CACHE (Creative Arkansas Community Hub and Exchange), Pine Bluff Advertising and Promotion Commission, and Arts Means Business (Arkansans For The Arts). Below the logos is a paragraph of text and the website address [ArkansansForTheArts.org](http://ArkansansForTheArts.org).

THE CREATIVE ECONOMY OF ARKANSAS  
**DATA DIVES**  
RESEARCH EXAMPLES

**CACHE**

**PINE BLUFF**  
ADVERTISING AND PROMOTION  
COMMISSION

**ARTS  
MEANS  
BUSINESS**  
ARKANSANS FOR THE ARTS

Arkansans For The Arts is the only statewide advocacy organization dedicated to advancing the arts and creative economy. The creative economy is vital to tourism, revitalizes communities, and is the primary pipeline for talent and our future workforce.

**ArkansansForTheArts.org**




# THE CREATIVE ECONOMY OF ARKANSAS

## COUNTY

Compare Creative Vitality Potential & Opportunities

### Snapshot of the Arts in Independence Co - Batesville 2019



### Snapshot of the Arts in Pulaski-Little Rock 2019

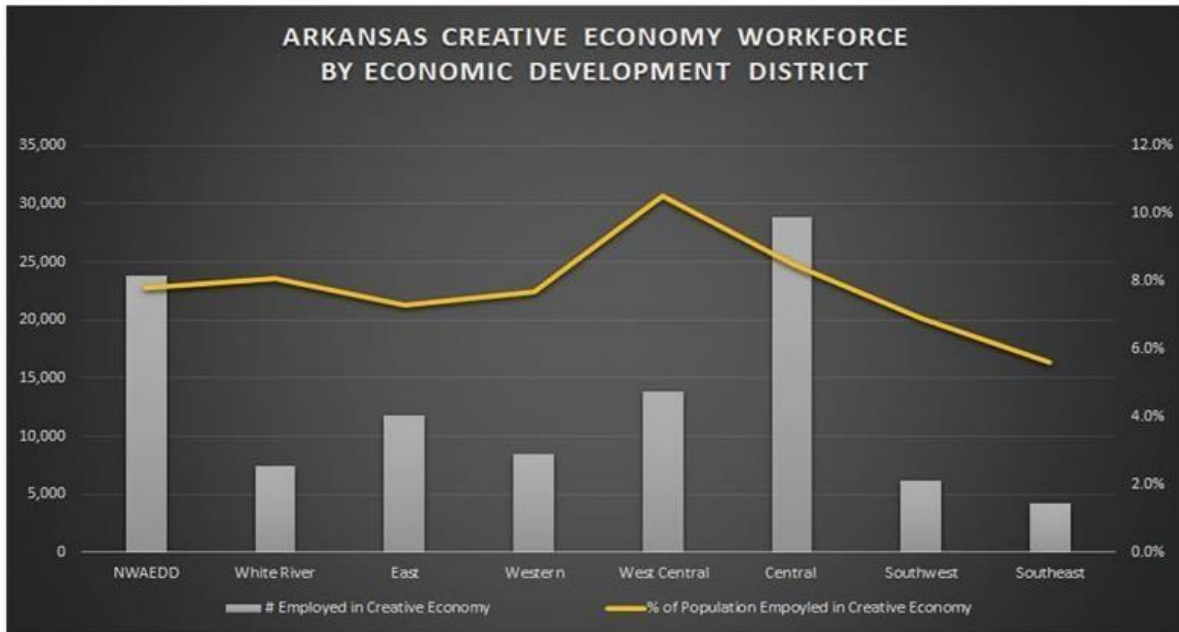


2019 20182017 2016 2015  
Economic Modeling Specialists International, National Academy of State Arts Agencies, National Center for Geographic Statistics (Creative Vitality Index). The Creative Vitality Index compares the per capita concentration of creative activity in two regions. Data on creative industries, occupations, and cultural nonprofit revenues are indexed using a population-based calculation. The resulting CVI Index shows a region's creative vitality compared to another region. For more information on data sources visit: [bestplaces.net](http://bestplaces.net)  
BESTMAP © Creative Vitality® July 2021 [cvindex.org](http://cvindex.org) Report created: 9/15/2021



GROW RETAIN RETRAIN ATTRACT  
NEXT GENERATION BRAIN TRUST ART+TECHNOLOGY CREATIVE TALENT

104,600 PEOPLE ARE EMPLOYED IN THE CREATIVE ECONOMY IN ARKANSAS. The chart below represents the number and percentage of employees working in the creative economy sector in the 8 Economic Development Planning Districts.



**THE CREATIVE ECONOMY IS STRONG IN EVERY DISTRICT IN ARKANSAS**

- Northwest: 4th behind education(21.4%) retail(16.6%) and manufacturing(14.7%)
- White River: 3rd behind education(26.1%) and manufacturing(13.4%)
- East : 3rd behind education(25.8%) and manufacturing(16%)
- Western: 4th behind education(23.3%) manufacturing(18.6%) and retail(11.9%)
- West Central: 4th behind education(22.8%) manufacturing(13.8%) and retail(13.1%)
- Central: 3rd behind education(26.8%) and retail(12.4%)
- Southwest: 4th behind education(24.6%) manufacturing(19.6%) and retail(12.2%)
- Southeast: 4th behind education(25.8%) manufacturing(16.7%) and retail(10.3%)



Source: Association of Arkansas Development Organizations 2019 Report (last modified 1/12/21) AADO: arkansaseconomicregions.org

Arkansans for the Arts divides the state into the same 8 arts districts. More information on the creative economy is available on our website: [ArkansansForTheArts.org](http://ArkansansForTheArts.org)



# INDUSTRY & SECTORS



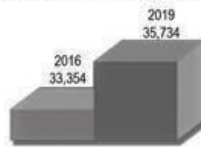
## Film & Digital Production

**\$1.4Billion**  
Industry Sales in 2019

**5% GROWTH**  
Industry Earnings vs.2018. Up to \$480.9Million



**7.1% JOB GROWTH**



## Performing Arts



**3% GROWTH**  
in Jobs since 2018  
(13,628 jobs in 2019)

**\$298.9Million**  
Industry Sales (2019)

## Music Industry

**\$553.3Million**  
Industry Sales (2019)

**2% GROWTH**  
in Jobs since 2018  
(6,461 jobs in 2019)

Young & Growing Industry

**45.5%** under age 34

Occupations with the greatest number of jobs

Musicians and Singers (2,979)

Music Directors (821)

Producers (812)

AV Techs (538)



## Local Breweries

**\$78Million**  
Brewery Industry Sales (2019)

**6% GROWTH**  
in Sales over 2018

Arkansas has a big craft brewery industry that is growing year over year. There's an interesting story about the history of Arkansas Beer as captured in the book and, an Arkansas Brewery Trail was launched last year. The figures above are breweries only. Arkansas also has a growing distillery industry.



# PINE BLUFF BOOT CAMP

## AGENDA Legislative Arts and Technology Boot Camp

Tuesday, November 2, 2021  
1:00 PM

University of Arkansas at Pine Bluff - Economic Research Development Center  
615 South Main, Pine Bluff, Arkansas

Sen. Joyce Elliott, Co-Chair  
Sen. Cecile Bledsoe  
Sen. Larry Teague  
Sen. Missy Irvin  
Sen. Keith Ingram  
Sen. Blake Johnson  
Sen. Breanne Davis  
Sen. James Sturch  
Sen. Ben Gilmore

Rep. Les Warren, Co-Chair  
Rep. Mike Holcomb  
Rep. Jack Fortner  
Rep. Johnny Rye  
Rep. Carol Dalby  
Rep. Jamie Scott  
Rep. Denise Garner  
Rep. Harlan Breaux  
Rep. Stu Smith

- A. Call to Order
- B. Comments from Committee Co-Chairs
- C. Overview of Legislative Arts and Technology Boot Camp
  - Dr. Lenore Shoults, Chair, Arts and Technology Boot Camp, Arkansans for the Arts (AFTA)
- D. Presentation from University of Arkansas at Pine Bluff (UAPB)
  - Dr. Richard Bailey, Chair, Music Department, UAPB
- E. Report on Regional Creative Economy Data **[EXHIBIT E]**
  - Sandy Martin, Chair, AFTA
- F. Overview of Geographic Information Systems in Creative Economy Industries
  - Dr. Stephen O'Connell, Chair, Geography Department, University of Central Arkansas
- G. Discussion on Arts and Technology in Pine Bluff
  1. Sheri Storie, Executive Director, Pine Bluff Advertising & Promotion Commission
  2. Dr. Rachel Miller, Executive Director, The Arts & Science Center for Southeast Arkansas
- H. Entrepreneurship in Creative Economy Industries
  - Mildred Franco, Executive Director, The Generator
- I. Other Business
- J. Adjournment

**Note:** All exhibits for this meeting are available by electronic means and are accessible on the General Assembly's website at [www.arkleg.state.ar.us](http://www.arkleg.state.ar.us)

**Notice:** Silence your cell phones. Keep your personal conversations to a minimum. Observe restrictions designating areas as *'Members and Staff Only'*.



The Legislative Art + Technology Boot Camp was held in Arts District 8 (Pine Bluff) on November 2<sup>nd</sup>, 2021, at the University of Arkansas at Pine Bluff's Economic Research and Development Center (ERDC). The meeting location and tour that followed were selected to showcase the community development that has occurred in this "model block" of downtown Pine Bluff. The 600-800 block includes the ERDC, Arts & Science Center for Southeast Arkansas (ASC), and a new library. Situated between ERDC and ASC are two buildings that have been recently renovated thanks to a grant from Windgate Foundation and the efforts of ASC Executive Director, Dr. Rachel Miller. The conversion from storage space to ArtSpace and ArtWorks brings together artists, entrepreneurship, and tourism as the Visitor's Information Center and Pine Bluff Advertising & Promotion Commission are housed in the new space. The walking tour also included The Generator with its mission of entrepreneurship and technology education.

Presenters shared art and technology currently taught in Pine Bluff at the University of Arkansas at Pine Bluff, the Arts & Science Center for Southeast Arkansas, and The Generator. University of Central Arkansas faculty and Pine Bluff Advertising & Promotion Commission staff shared uses of art and technology in tourism.

Dr. Lenore Shoults, ARftA Art + Technology Boot Camp Sub-Committee Chair

An overview of the Legislative Arts and Technology Boot Camp with an emphasis on the importance of inter-disciplinary or cross-silo collaboration.

Proficiency in the arts will be particularly important to engineers and computer scientists in emerging industries, such as themed experiences, gaming, and simulation and training...Programmers and engineers are increasingly teamed up with artists to co-develop software, products, renderings and more. (Ali P. Gordon, Ph.D., associate professor in mechanical and aerospace engineering, University of Central Florida [Comparing STEM vs. STEAM: Why the Arts Make a Difference | UCF Online](#))

Dr. Richard Bailey, Professor and Music Department Chair at the University of Arkansas at Pine Bluff gave a digital performance and described the music technology currently being taught at the university. Dr. Bailey also provided a glimpse into the future of the music industry and the importance of teaching both the art and the technology. Inter-disciplinary collaboration will be key to success in this emerging industry.

Dr. Stephen O'Connell, Ph.D. Associate Professor and Chair of Geography at the University of Central Arkansas gave the history of cartography, its origins in the arts, and the current and future potential of geographic history and Geographic Information System (GIS). This rapidly emerging field combines art and technology and the two project examples undertaken by Dr. O'Connell and students, Old Churches and Old Post Office Murals, involved art history, photography, geographic history, and GIS.

Sheri Storey, executive director of the Pine Bluff Advertising & Promotion Commission gave legislators a tour of the Visitor's Information Center housed in the new ArtSpace that is

part of the Arts & Science Center for Southeast Arkansas. Jimmy Cunningham, staff historian and interpreter showed attendees the exhibition outlining the rich cultural contributions of African Americans in Pine Bluff and the southeast Arkansas region.

A tour of the new ArtSpace and ArtWorks included demonstrations by Ashley Smith, ASC staff technology expert, who teaches LED and sensor circuit technology and coding to children as young as 7 years old. ASC's Executive Director, Dr. Rachel Miller guided a tour of the galleries, theatrical costume and scene shops, and Black Box Theater. The stunning studio apartments for resident artists, some of which include space for artists to work, were a highlight of the tour.

Mildred Franco, Executive Director of The Generator, *Entrepreneurship in Creative Economy Industries*. Franco provided a tour and presentation of the innovation hub that provides space, tools, and programs for economic growth through technology.

Sandy Martin presented *Data Dives*, and the Arts District 8 report is included in the Data Report section.



*Arts & Science Center for Southeast Arkansas ARTSpace and ArtWorks on Main, Pine Bluff, AR*

# BENTONVILLE BOOT CAMP

## AGENDA Legislative Arts and Technology Boot Camp

Thursday, December 16, 2021  
10:00 AM

Peterson Auditorium, Shewmaker Center for Business Development, NWACC  
900 SE Eagle Way, Bentonville, Arkansas

Sen. Joyce Elliott, Co-Chair  
Sen. Cecile Bledsoe  
Sen. Larry Teague  
Sen. Missy Irvin  
Sen. Keith Ingram  
Sen. Blake Johnson  
Sen. Breanne Davis  
Sen. James Sturch  
Sen. Ben Gilmore

Rep. Les Warren, Co-Chair  
Rep. Mike Holcomb  
Rep. Jack Fortner  
Rep. Johnny Rye  
Rep. Carol Dalby  
Rep. Jamie Scott  
Rep. Denise Garner  
Rep. Harlan Breaux  
Rep. Stu Smith

- A. Call to Order
- B. Comments By Committee Co-Chairs
- C. Introduction to Legislative Arts and Technology Boot Camp
  - Dr. Lenore Shoultz, Chair, Arts and Technology Boot Camp, Arkansans for the Arts (AFTA)
- D. Creative Economy Data Report [EXHIBIT D]
  - Sandy Martin, Chair, AFTA
- E. Economic Impact of the Arts
  - Krista Cupp, Communications Director, Runway Group
- F. Hill Records: Creative Industry Modeling in Higher Education
  - Jake Herzog, Faculty, Music Department, University of Arkansas
- G. Integrating Rural Arkansas via Arts and Technology
  - Jesse Elliot, Director, Creative Ecosystems, Creative Arkansas Community Hub & Exchange (CACHE)
- H. Preparing Tomorrow's Creative Economy
  - Sonia Gutierrez, Non-Profit Branding and Training, 501c3 Design
- I. Breath of the Wild for the Natural State: Real-Time 3D, Education, and the Creative Economy
  1. Dr. David Frederick, Associate Professor, Classical Studies, University of Arkansas
  2. Greg Rogers, Co-Founder and Design Narrative Lead, Causeway Studios
- J. Northwest Arkansas Community College (NWACC) Art and Technology Programming and Integrated Design Lab
  - Dr. Evelyn Jorgenson, President, NWACC
- K. Other Business
- L. Adjournment

**Note:** All exhibits for this meeting are available by electronic means and are accessible on the General Assembly's website at [www.arkleg.state.ar.us](http://www.arkleg.state.ar.us)

**Notice:** Silence your cell phones. Keep your personal conversations to a minimum. Observe restrictions designating areas as 'Members and Staff Only'.

Northwest Arkansas Community College was the site of the December 16, 2021 Boot Camp because their Integrated Design Lab exemplifies the combination of fine arts and technology. This forward-thinking facility and program serves students of all ages and prepares for the workforce of tomorrow.

Lenore Shoults, Arkansans for the Arts Art + Technology Boot Camp Sub-Committee Chair. Working to grow the creative economy now will reap greater economic and quality-of-life in years to come: *One generation plants the tree and the next generation gets the shade.*

Krista Kupp, Communications Director for the Runway Group, *Economic Impact of the Arts*. Since Crystal Bridges Museum of American Art opened ten years ago, it has attracted 5.5 million visitors and had a \$135 million impact. Kupp presented information on OZ Art NWA and the use of art and technology in implementing a mural trail. She also discussed the partnership with Crystal Bridges Museum of American Art and The Momentary where art is placed throughout the community providing the opportunity for everyone to enjoy original art.

Jake Herzog, Ph.D., Assistant Professor of Guitar and Jazz Area Coordinator, University of Arkansas, *Hill Records: Creative Industry Modeling in Higher Education*. Herzog discussed the student-run recording company, Hill Records, and the hands-on learning that this gives students. He also illuminated how Hill Records benefits Arkansas musicians and future employers. Students build real-world experience toward future employment through: participation including promotion, marketing, and booking; building business, technical and analytical skills; applying tech and data to entertainment; and developing leadership and collaboration skills.

Jesse Elliott, Chief Strategy & Creative Officer, Creative Arkansas Community Hub & Exchange (CACHE) discussed the importance of growing the creative ecosystem and the resulting economic benefits and enhanced quality-of-place.

Sonia Guitierrez, self-described serial entrepreneur in the Arts and technology and Fayetteville City Council member discussed the importance of incorporating art and technology into all aspects of education and business.

David Charles Frederick, Associate Professor, University of Arkansas at Fayetteville, Former Director of the Tesseract Center, Digital Humanities + Game Design, World Languages, Literatures, and Cultures and Greg Rogers, Co-Founder and Creative Director, Causeway Studios. Frederick provided an eye-opening view to the future and the importance of preparing students for this \$178 Billion industry. As the single largest piece of the creative economy, game design incorporates many industries including computer science, architecture, drama, film, music, mathematics, graphic arts, interface design and animation. Game design also impacts numerous industries including artificial intelligence, engineering, architecture, health care, data science, education, film, visual arts, and retail.

Frederick stated that UA does not currently have a major in Game Design and recommends support and expansion of existing Game Design programs in higher ed including Southern Arkansas University, Arkansas Tech, and Arkansas State University in Jonesboro.

Dr. Evelyn Jorgenson, president of Northwest Arkansas Community College discussed the importance of art and technology in education and workforce preparation. The group next took a tour of the Integrated Design Lab which brings together fine arts, graphic arts, technology, maker space tools, and an innovation lab for cross-skill learning that is needed in business today.

Sandy Martin presented *Data Dives*, a report on the creative economy in Arts District 1.

A field trip to Rockhill Studios introduced attendees to this production hub in Fayetteville. The studio is a comprehensive resource center for film and video. Owner, Blake Elder, has directed, produced, written, edited, and shot numerous award winning films, promotional videos, and commercials.

#### FILM, MUSIC AND DIGITAL PRODUCTION RECOMMENDATIONS

The growing Film, Music and Digital Production industry offers a prime opportunity for creative economy revenue growth, workforce development and a ready-made vehicle to train and retain a talent pool of multi-skilled workers. Workers within this industry possess high demand skills that are transferable to other industries. The film industry also employs traditional cross-industry labor across a diversity of skill and trades (e.g., electricians, carpenters, logistics, make-up artists, hairdressers, catering, etc.)

In 2021, Arkansas produced sixteen (16) full-length feature films, among other smaller projects, with crews ranging from 60-400+. Mid-way through 2022, five (5) feature films have been produced in the state and four (4) others are scheduled for production. The current incentive package has been very beneficial in expanding this industry. The activity; however, has been primarily in two locations in the state – Northwest Arkansas and Central Arkansas. Workforce, talent and need exists in the other 70 counties and focusing on expansion throughout the state would be an economic stimulus.

In 2021, the Arkansas film industry generated \$1.9 Billion in sales and was directly responsible for over \$150 Million in wages. The industry drives economic growth through direct, indirect and induced revenue streams at a more rapid pace than any other industry. According to the Motion Picture Association, in 2021 Arkansas film production generated 5,860+ jobs for indirect and induced impact on local vendors and other businesses. (BEA's RIMS II economic model)

Due to the acceleration of production projects, the industry crew base and infrastructure has grown but demand is still high. There is a need to develop more crew base and infrastructure throughout the state with an emphasis on local and regional hires by the production

company. A recent project had a crew base of 36 and 33 of the workers were hired from within the local community...and these are well-paying jobs (\$25-65 per hour).

At one time, the state film office had a staff of eight (8). It is now a staff of one (1).

The Arkansas Film Office has been working with workforce services to develop a paid internship program. The funding to pay for the program exists but is not appropriated to be industry specific. Data supports the success of intern programs for recruiting and retaining top talent.

The current incentive package does not include a music and/or music design or production incentive. Arkansas has a rich history in music and the tourism industry relies heavily on music and sound events. There is tremendous potential for revenue and jobs that should be considered.

The need and demand for more skilled crew for film, music and digital production is increasing. Yet, only five (5) higher education schools provide any sort of film programs. UCA does a good job but cannot fill the need. ASU has trimmed their program. Traditionally, film schools are the sources for local hires and internships. Without more film programs throughout the state, Arkansas is missing a golden opportunity.

In addition, Act 148 of 2017, changed the methods for school funding. Under the Act, 2-year colleges are allocated state funds based on a Productivity Index. If a student gets a job within the industry while going to school, but does not complete the credentialing, the funding is reduced. If the goal of higher education is workforce readiness, the student and the school should not be penalized for achieving the skills necessary to get a job. Act 148 stipulates a review every three (3) years. This policy should be reviewed and modified by the legislature.

#### **RECOMMENDATIONS:**

- Add two (2) staff members to the Arkansas Film Commission Office;
- Amend current incentive program to include a localized, geographically targeted incentive to expand statewide production and local hiring with emphasis on rural communities;
- Appropriate the workforce services funding necessary to implement a targeted film/music/digital production industry paid internship program;
- Institute a policy through 2- and 4-year universities and colleges that allows students to earn physical production credit hours that are transferable to all Arkansas higher education institutions;
- Introduce legislation for a Music and Sound Design incentive rebate program;

- Expand film, music, animation, gaming and digital production programs through 2- and 4-year colleges and/or establish more industry specific tech trade schools to create a workforce pipeline that is in high demand;
- Review Act 148 in 2023 to eliminate state funding penalty if student drops out due to securing employment with the field of study;
- Encourage more Career and Technical Education programs to include film, music, animation training in the Arts, Media and Entertainment (AME) Sector.



## THE POWER OF THE FILM, MUSIC AND DIGITAL PRODUCTION INDUSTRY TO FUEL THE CREATIVE ECONOMY IN ARKANSAS

FILM & DIGITAL PRODUCTION DIRECTLY INTERSECTS WITH **9** OUT OF **12** CREATIVE ECONOMY SECTORS

& sometimes intersect with all 12



# WORKFORCE DEVELOPMENT FILM/TV/DIGITAL PRODUCTION

The average length of time a feature length film crew stays in one location = **3.5** months



Employing 60-280+ people like:

- |                                      |   |
|--------------------------------------|---|
| Producers/Directors                  | Composers                                 |
| Associate Producers                  | Musicians                                 |
| Line Producers                       | Music Supervisor                          |
| Cast                                 | Music Editor                              |
| Crew                                 | Sound Editor                              |
| Gaffers                              | Sound Engineers                           |
| Writers/Screenwriters                | Boom Editor                               |
| Actors/Actresses                     | Sound Studios and Stages                  |
| Extras                               | Production Studios                        |
| Art Directors                        | Set Design                                |
| Talent Agents                        | Set Decorator                             |
| Development & Financing Managers     | Equipment Rental                          |
| Castling Companies                   | Lighting & Light Technicians              |
| Publicists                           | Location Manager                          |
| Public Relations                     | Production Assistant                      |
| Advertising, Media & Promotion       | Prop Master                               |
| Marketing Specialists                | Make-up Artist                            |
| Product Placement Specialist         | Hair Stylists                             |
| Lawyers                              | Scouts                                    |
| Accountants                          | Stunt Persons                             |
| Secretaries/Assistants               | Script Assistants                         |
| Human Resources Managers             | Animal Trainers & Supervisors             |
| Interview Schedulers                 | Best Boy                                  |
| Costuming                            | Key Grip                                  |
| Seamstresses/sewers                  | Electricians                              |
| Fashion models                       | Visual Effects Artists                    |
| Cleaning Companies                   | Stand-ins                                 |
| Caterers                             | Archivist                                 |
| Carpenters                           | Historians                                |
| Construction Coordinator             | Runners                                   |
| Construction crew                    | Medical staff                             |
| Graphic Artists                      | Repair and Maintenance Personnel          |
| Photographer                         | Pre-production assistant & coordinators   |
| Animators                            | Script consultants/subject matter experts |
| Special Effects Editors/Coordinators | Security                                  |
| Camera Operators                     | Transportation                            |
| 3-D Modelers                         | Printers                                  |
| Colorists                            | Delivery Services                         |
| Offices and office equipment         | Back office workers                       |

DIRECT, INDIRECT AND INDUCED ECONOMIC IMPACT



## THE FILM INDUSTRY IS BIG BUSINESS FOR ARKANSAS



- **\$1.9 Billion** in Sales
- **5% Growth** in Earnings
- Arkansas' motion picture and television industry is directly responsible for more than **\$150 million** in wages.  
(Motion Picture Association of America Report, April 2021)
- **7.1%** job growth since 2016

## IMPACT

- Economic Development
- Job Creation
- Local business & tax revenues
- Tourism
- Workforce Development
- Direct, indirect and induced economic impact
- Community BUZZ



# HOT SPRINGS BOOT CAMP

## AGENDA Legislative Arts and Technology Boot Camp

---

Tuesday, March 29, 2022  
10:00 AM

National Park College, Student Commons Building, 101 College Drive  
Hot Springs, Arkansas

---

Sen. Joyce Elliott, Co-Chair  
Sen. Cecile Bledsoe  
Sen. Larry Teague  
Sen. Missy Irvin  
Sen. Keith Ingram  
Sen. Blake Johnson  
Sen. Breanne Davis  
Sen. James Sturch  
Sen. Ben Gilmore

Rep. Les Warren, Co-Chair  
Rep. Mike Holcomb  
Rep. Jack Fortner  
Rep. Johnny Rye  
Rep. Carol Dalby  
Rep. Jamie Scott  
Rep. Denise Garner  
Rep. Harlan Breaux  
Rep. Stu Smith

---

- A. Call to Order
- B. Comments by Committee Co-Chairs
- C. Welcome From National Parks College (NPC)
  - Dr. John Hogan, President
- D. How Arts and Technology Grow the Creative Economy
  - Dr. Lenore Shoults, Chair, Arts & Technology Boot Camp, Arkansans for the Arts (AFTA)
- E. Creative Economy Data Report **[EXHIBIT E]**
  - Sandy Martin, Chair, AFTA
- F. Presentation from Arkansas School for Mathematics, Sciences, and the Arts: Equity and Access
  - Corey Alderdice, Director
- G. Current Use and the Future of 3D Imaging
  1. Joel Rush, Director of Makerspace, NPC
  2. Michael Karr, Makerspace Coordinator, NPC
- H. Arkansas Arts Council: Art Education and Arts Entrepreneurship
  - Patrick Ralston, Director
- I. Arkansas STEM Coalition: Technology and Arts Intersections
  - Hannah Vogler, Executive Director
- J. Mid-America Science Museum: Informal Learning
  - Diane LaFollette, Executive Director
- K. Other Business
- L. Adjournment

**Note:** All exhibits for this meeting are available by electronic means and are accessible on the General Assembly's website at [www.arkleg.state.ar.us](http://www.arkleg.state.ar.us)

**Notice:** Silence your cell phones. Keep your personal conversations to a minimum. Observe restrictions designating areas as *'Members and Staff Only'*.

National Park College hosted the March 29, 2022 Boot Camp and its proximity to Mid-America Science Museum allowed a field trip that showcased art and technology.

Lenore Shoults, Ph.D., discussed how planting the seeds of creativity can grow the creative economy. Decades ago, LED lights were just emerging on the market and the current explosion of products in this niche grew from those humble roots to today's full-blown extravaganzas. One example is the 2022 Super Bowl light show that was the culmination of drones, LED lights, music and advanced computer programming. Also discussed as an example of art and technology was the first-down technology used in sports broadcasting.

Corey Alderdice, Executive Director, of the Arkansas School for Math, Science, and the Arts discussed the ASMSA approach to equal access and how to close the opportunity gap for all students.

Joel Rush and Michael Karr presented the use of 3D imaging across industries and its use in the Arts notably the work of Hot Springs artist, Longhua Xu who created a model sculpture that was then scanned using 3D imaging, and the specifications sent abroad for bronze casting.

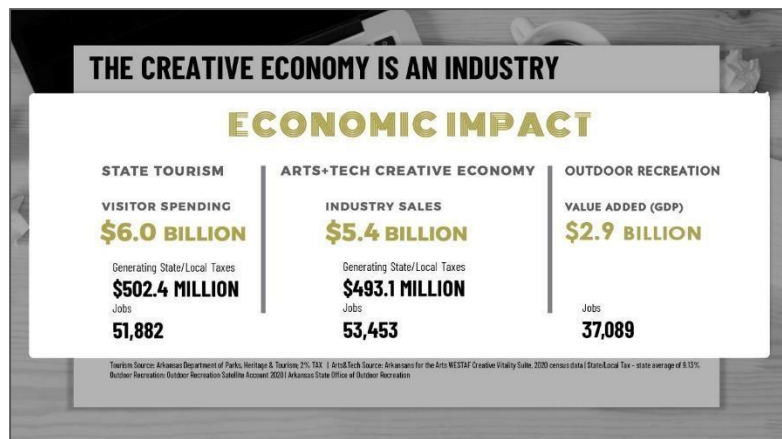
Patrick Ralston, the Executive Director of the Arkansas Arts Council (AAC), a Division of the Arkansas Department of Parks, Tourism, and Heritage, presented the history and impact of AAC.

Hannah Vogler is the Executive Director of the Arkansas STEM Coalition and she established the vital connection between the Arts and technology and the need for a bridge between these disciplines across all education and economic sectors.

Diane LaFollette is the Executive Director of Mid-America Science Museum. Diane wrote the grant that originated the Arkansas Discovery Network which germinated art and technology in the participating museums across the state that were part of that project.

Sandy Martin presented Data Reports and Arts District 5, which includes Hot Springs, can be found in Data Report section.

A field trip to Mid-America Science Museum shared the intersection of art and technology and attendees were treated to performances by the Hot Springs High School Dance Troupe, the Lakeside High School Choir, and they toured the Lakeside High School Mobile Broadcast Lab.



# TEXARKANA BOOT CAMP

## AGENDA Arkansas Legislative Arts and Technology Boot Camp

---

Wednesday, May 4, 2022  
10:00 AM  
Texarkana School District  
3435 Jefferson Ave, Texarkana, Arkansas

---

Sen. Joyce Elliott, Co-Chair  
Sen. Cecile Bledsoe  
Sen. Larry Teague  
Sen. Missy Irvin  
Sen. Keith Ingram  
Sen. Blake Johnson  
Sen. Breanne Davis  
Sen. James Sturch  
Sen. Ben Gilmore

Rep. Les Warren, Co-Chair  
Rep. Mike Holcomb  
Rep. Jack Fortner  
Rep. Johnny Rye  
Rep. Carol Dalby  
Rep. Jamie Scott  
Rep. Denise Garner  
Rep. Harlan Breaux  
Rep. Stu Smith

---

- A. Call to Order
- B. Comments from Committee Co-Chairs
- C. Consideration of a Motion to Approve Previous Meeting Minutes [EXHIBITS E1-E4]
- D. Welcome from Texarkana School District (TASD)
  - Dr. Becki Kesler, Superintendent, TASD
- E. Creative Economy Overview
  - Dr. Lenore Shoults, Chair, Arts & Technology Boot Camp, Arkansans for the Arts (AFTA)
- F. Creative Economy Data Report [EXHIBIT F]
  - Sandy Martin, Chair, AFTA
- G. Robotics Discussion
  1. Julie Carver, Exploration Lab Robotics Team, Edward Trice Elementary School
  2. Tracey Boyles, Principal, TASD
  3. Chris Biscoe, Robotics Teacher, TASD
- H. Technology and the Arts
  - Remica Gray, Chair, Arkansas Arts Council
- I. Creative Economy Discussion
  - Sandy Martin, Chair, AFTA
- J. Other Business
- K. Adjournment

**Note:** All exhibits for this meeting are available by electronic means and are accessible on the General Assembly's website at [www.arkleg.state.ar.us](http://www.arkleg.state.ar.us)

**Notice:** Silence your cell phones. Keep your personal conversations to a minimum. Observe restrictions designating areas as 'Members and Staff Only'.

The Texarkana Boot Camp was held at the administration building of the Texarkana Arkansas School District. Dr. Becki Kessler is the superintendent and she addressed the foundation of the Arts as an approach to education. The elementary robotics program is housed in an arts focused school.



Tracey Boyles, Principal of Trice Elementary School in the Texarkana School District discussed the establishment of the robotics program and the cross-silo work between art and technology.

Julie Carver, Robotics Teacher, and students ages 7 through 13 presented projects that were taken to regional competitions.

Chris Biscoe, Robotics Teacher, discussed his winning Robotics Team that went on to compete in Houston. He emphasized how glad the team was to be in attendance but how some teams have been competing for years and international teams are so far ahead that “the robot from Japan walked off the truck by itself,” meaning other states and countries have invested in and been teaching art and technology for a long time.

Remica Grey, Chair of the Arkansas Arts Council and longtime supporter of the Arts, addressed the use of technology during the pandemic. She shared the use of technology in Arts fundraising, the connection that technology provides for artists, and the role of technology in communication.

Legislators went on a tour of the Arts in Texarkana.

# JONESBORO / HEALTH AND WELLNESS BOOT CAMP

## AGENDA

### Arkansas Legislative Arts and Technology Boot Camp: Health & Wellness

---

Friday, May 13, 2022

9:00-10:00 a.m.

Via Zoom from the Arkansas State University, New York Institute of Technology College of Osteopathic Medicine

---

- A. Call to Order
- B. Comment from Senator Joyce Elliott
- C. Welcome, introductions, and facilitation from Dr. Brookeshield Laurent, Chair and Associate Professor Department of Clinical Medicine, New York Institute of Technology College of Osteopathic Medicine, Arkansas
- D. Panel:
  - a. Dr. Susan Whiteland, Associate Professor of Art Education, Arkansas State University
  - b. Dr. Temma Balducci, Professor of Art and Department Chair, Arkansas State University
  - c. Garry Holstein, Director, Bradbury Art Museum at Arkansas State University
- E. Community Based Arts/Wellness Program
  - a. Intergenerational social engagement
  - b. Creating Wellness/Innovation Hubs
- F. Arts for health communication and public health initiatives
  - a. Health cost savings for prevention and treatment of chronic illness
  - b. Creating community health opportunities
  - c. Restoring trust to facilitate healthy behaviors
  - d. Arts based Health Education
- G. Arts in Health Care Outreach
  - a. Arts in health care services
  - b. Development of interdisciplinary workforce for retention and recruitment

Dr. Brookshield Laurent is the Chair of the New York Institute of Technology College of Osteopathic Medicine at Arkansas State University. The program develops health professionals through the behavioral, social, and clinical skills required in modern medical practice. The curriculum incorporates factors from anatomical to societal that affect the nature of illness and patient outcomes. Dr. Laurent facilitated the conversation focusing on community-based arts and wellness programs, the use of the arts in health communication and public health, and arts in health care outreach. Research on the subject is outlined in the National Organization for Arts in Health, *Arts, health, and well-being in America*. San Diego, CA (accessed June 2, 2022, [ARTS and HEALTH NOAH-2017-White-Paper-Online-Edition \(1\).pdf](#))

Dr. Susan Whiteland Associate Professor of Art Education, Arkansas State University addressed the positive impact of inter-generational forums. Generations United and the Eisner Foundation, (2019). *The Best of Both Worlds: A closer look at creating spaces that connect young and old*. (2017) [The Eisner Foundation](#)

Dr. Temma Balducci, Chair of the Department of Art + Design discussed the use of art and technology, the hope of bringing an art therapy program to Arkansas State University, and the latest departmental addition, gaming.

Garry Holstein is the director of the Bradbury Museum of Art on the ASU campus, and he described the arts-outreach kits developed for local hospitals. One use of the kit is for children in the hospital since an art activity can help ease traumatic situations, providing a hands-on activity and forum for expression.

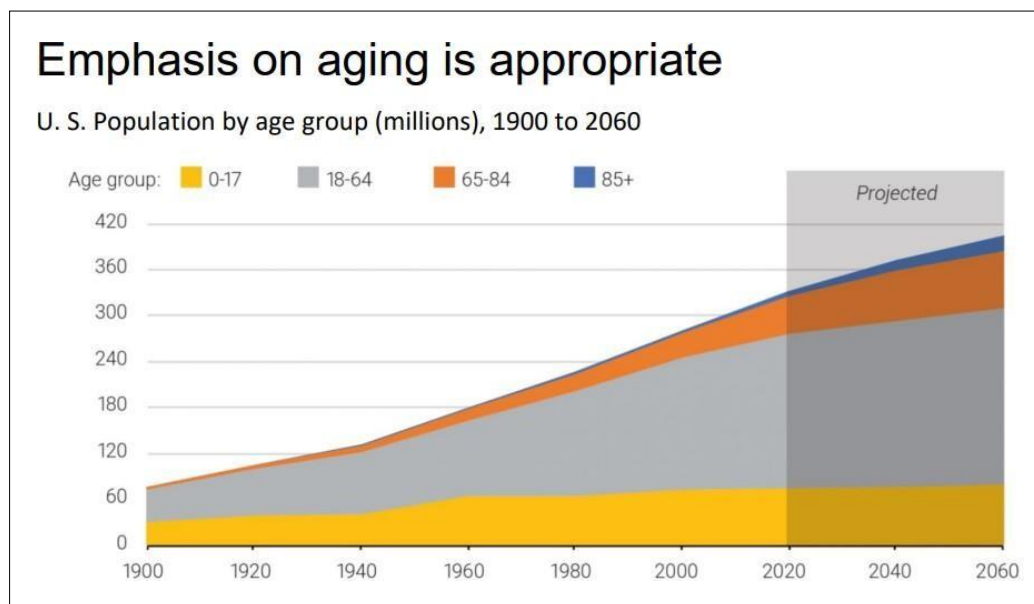


*A university student shares iPad art with an assisted living resident.*

The *NeuroArts Blueprint: Advancing the Science of Arts, Health, and Wellbeing*, is an initiative that breaks ground at the crossroads of science, the arts, and technology. The research comes from John Hopkins International Arts and Mind Lab and Aspen Institute's Center for Applied Neuro Aesthetics. The mission is to:

Cultivate an ecosystem for neuro arts: defined as transdisciplinary and extradisciplinary study of how the arts and aesthetic experiences measurably change the body, brain and behavior and how this knowledge is translated to advance health and well being.

- Research indicates that arts and creative expression promote health with aging.
- Making art can produce new neural pathways and stronger dendrites.
- Making art or viewing art causes the brain to reshape, adapt, and restructure.
- Brain response to art can create positive emotions that trigger beneficial immune system cells.
- Creative abilities to not deteriorate with aging.



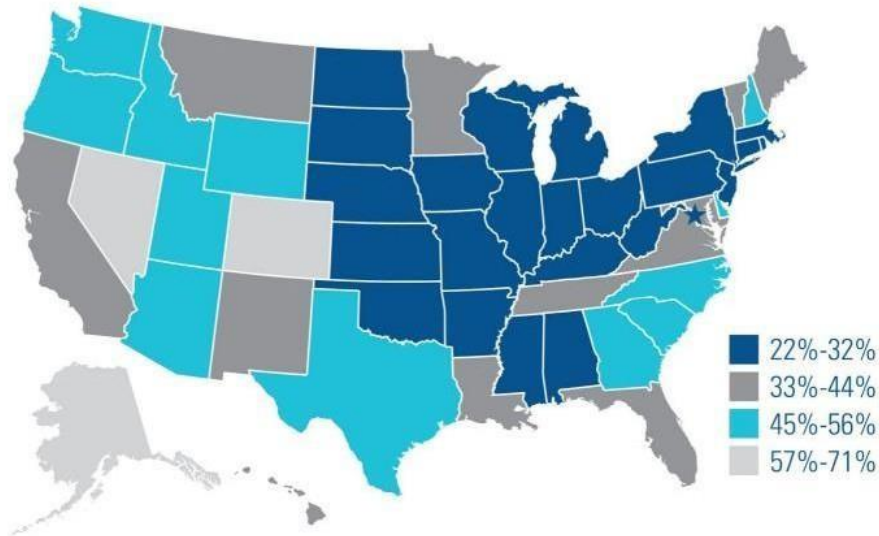
Art promotes opportunities for socialization:

- Loneliness and isolation that can lead to depression are counteracted through art engagement.
- Intergenerational art experiences can provide social-emotional benefits for all ages.
- First documented in the 1970s, today's methodology often combines art and technology.

The US Census Bureau reports:

- 54 million adults in the United States today are over 65. That is 16.5% of the population.
- The 2050 projection increases the number of adults over 65 to 85.7 million. That will be 20% of the U.S. population.

## Increase in population 65+ 2009-2019



Source: U.S. Census Bureau, Population Estimates

In the current health and healthcare landscape, health disparities are widening and Covid 19 further widened that gap. Hospitals are stressed in both physical and human infrastructure even as more hospitals are in danger of closing. Health Care Systems are being tasked to address social determinants of health but these systems are not inherently prepared to address the social factors that affect patient care.

Art and technology present a unique opportunity for health and wellness, particularly in rural areas. Arts in healthcare, healthcare outreach, and health care education is increasingly being implemented for improved outcomes. Arts in health communication and public health initiatives assist in positive messaging.

Intergenerational sites with an emphasis on art and technology could address multiple challenges from elder isolation to childcare. Intergenerational art and technology programs can serve their communities:

- Audio guides for museums, art blogs, digital music, and photography.
- Digital storytelling, digital books, gaming, visual communication.
- Job training, education, and toolkit development.



At Arkansas State University's Windgate Center for 3D Arts the Department of Art + Design has become a center for collaboration. The faculty includes game designers, sculptors, and fiber artists who can work with other units on campus to design everything from prosthetic limbs to apps that can monitor pollution from crop burning.

The Bradbury Art Museum, on the ASU campus, serves the community through outreach Arts programs that include:

- Serving as a cultural steward and champion of the role of the arts in a shared sense of place, creative learning, and community engagement.
- Acting as a resource for community partnerships.
- Continuing the Inspired regional high school program that provides stipends for arts supplies and field trips as well as student scholarships and awards.
- Providing art kits for local hospital emergency rooms to help alleviate children's trauma.

Engagement between ASU's New York Institute of Technology's College of Osteopathic Medicine, the Department of Art, the Bradbury Museum and other disciplinary areas from engineering to computer science provides a model for addressing health and wellness issues in rural areas. Broadband access is necessary and it cannot be assumed that current planning will actually reach all citizens and certainly not at an affordable price for many in Northeast Arkansas. Funding an intergenerational pilot program that is based in art and technology would be a game changer for the region.

# COMMUNITY DEVELOPMENT BOOT CAMP

## **AGENDA** **Arkansas Legislative Arts and Technology Boot Camp:** **Community Development**

---

**May 25, 2022**  
**1:00-2:00 a.m.**  
**Via Zoom**

---

- A. Call to Order
- B. Comment from Senator Joyce Elliott
- C. Introductions from Erin Holliday, Arkansans for the Arts
- D. Talicia Richardson is the Executive Director of 64.6 Downtown in Ft. Smith discussing creative placemaking and the impact that 64.6 has had on Ft. Smith's community and economy, how the organization began and where they are now.
- E. Mary Zunick, Cultural Affairs Manager for Visit Hot Springs presenting via video. Discussion includes the creative economy, the arts influence on quality of life and tourism, and the Art Moves project in Hot Springs.
- F. Dr. Lenore Shoults of Arkansans for the Arts speaking to the importance of the arts in documenting and celebrating local history and placemaking for our communities.
- G. Shelby Feigel, Director of the University of Central Arkansas Center for Community and Economic Development (CCED) and the Community Development Institute (CDI) addressing CDI, and defining community development, how it impacts economic development, and how the arts are integral to growing vibrant communities.

# DIVERSITY, EQUITY, AND INCLUSION BOOT CAMP

## **AGENDA** **Arkansas Legislative Arts and Technology Boot Camp:** **Diversity, Equity, and Inclusion**

---

**June 2, 2022**  
**10:00-11:00 a.m.**  
**Via Zoom**

---

- A. Call to Order
- B. Comment from Senator Joyce Elliott
- C. Adrienne Collins, Facilitator. *Arkansas Money & Politics* Power Women of 2021, HR for Rock Region Metro, and owner of AC Production consulting firm. facilitator.
- D. Lauren Wilson, Assistant Director of the Multi-Cultural Center at University of Arkansas at Little Rock. Defining terms for a Diversity, Equity, and Inclusion conversation.
- E. Margie Reese: DEIA consultant for Mid America Arts Alliance with a 30+ year career in the Arts that spans the globe. Discussing the importance of Diversity, Equity, and Inclusion in the Arts.

The Boot Camp on Diversity, Equity, and Inclusion emanated from conversations with Dr. Amanda J. Ashley (Associate Professor, Urban Studies, School of Public Service, Boise State University), Dr. Carolyn G. Loh (Associate Professor, Urban Studies and Planning, Wayne State University), and Dr. Leslie Durham (Professor of Theatre Arts, Interim Dean of the College of Arts and Sciences, Boise State University) regarding how to consider diversity and equity in arts and cultural planning. This is the introduction, from their research:

Diversity, equity, and inclusion (DEI) are increasingly referenced ideas in planning practice. There is considerable debate and uncertainty about how to plan for and implement these concepts in a time of increased scrutiny and rapid cultural and political change (Watson, 2013). There is momentum around these ideas and expectations that institutions of all types, including arts and culture, will address structural inequality related to race, ethnicity, age, gender, sexual orientations, abilities, and other forms of marginalization. DEI language increasingly appears in goals and values in newer comprehensive land use plans, but there is debate by practitioners about the depth of understanding of DEI concepts, the execution of these ideals, the motivation for including them, and the likelihood of their implementation at the local level (Loh and Kim, forthcoming). In this paper, we raise similar questions about how a particular planning subfield, arts and cultural planning, addresses DEI.

**DIVERSITY** is the presence of differences within a given setting. This generally refers to psychological, physical, and social differences that occur among any and all individuals.

**EQUITY** ensures everyone has access to the same treatment, opportunities, and advancement. Equity aims to identify and eliminate barriers that prevent the full participation of some groups.

**INCLUSION** refers to how people with different social identities feel as part of the larger group. Inclusion doesn't naturally result from diversity, and in reality, you can have a diverse team of talent but that doesn't mean that everyone feels a sense of belonging, or feels welcome or valued.

Based on [15five.com/blog/diversity-equity-and-inclusion](https://15five.com/blog/diversity-equity-and-inclusion) accessed July 27, 2022.

# APPENDICES

Appendix I: ACT 577

Appendix II: Arts Districts Data Reports

Appendix III: 75 County Data Reports

Appendix IV: Arts and Cultural Asset Inventory

Stricken language would be deleted from and underlined language would be added to present law.  
Act 577 of the Regular Session

1 State of Arkansas  
2 93rd General Assembly  
3 Regular Session, 2021

# A Bill

SENATE BILL 531

4  
5 By: Senators Elliott, B. Ballinger, Beckham, Bledsoe, Caldwell, L. Chesterfield, B. Davis, J. Dismang, L.  
6 Eads, J. English, Flipppo, J. Hendren, Hester, Hickey, Hill, K. Ingram, Irvin, B. Johnson, M. Johnson, G.  
7 Leding, M. Pitsch, Rapert, B. Sample, J. Sturch, D. Sullivan, Teague, C. Tucker  
8 By: Representatives Warren, F. Allen, Brooks, Christiansen, Cloud, Clowney, A. Collins, Cozart, Dalby,  
9 Dotson, Ennett, Eubanks, Evans, D. Ferguson, K. Ferguson, Fielding, L. Fite, V. Flowers, D. Garner,  
10 Gazaway, Godfrey, Haak, Hawks, M. Hodges, Holcomb, Hudson, L. Johnson, Jett, Love, Lundstrum,  
11 Maddox, Magie, McClure, McCollum, McCullough, McGrew, Milligan, Murdock, Nicks, Penzo,  
12 Richardson, Scott, Shepherd, B. Smith, Springer, Tosh, Underwood, Vaught, D. Whitaker, Wing

## For An Act To Be Entitled

13  
14  
15 AN ACT TO CREATE THE ARKANSAS LEGISLATIVE ARTS AND  
16 TECHNOLOGY BOOT CAMP; AND FOR OTHER PURPOSES.

## Subtitle

17  
18  
19  
20 TO CREATE THE ARKANSAS LEGISLATIVE ARTS  
21 AND TECHNOLOGY BOOT CAMP.  
22  
23

24 BE IT ENACTED BY THE GENERAL ASSEMBLY OF THE STATE OF ARKANSAS:

25  
26 SECTION 1. DO NOT CODIFY. TEMPORARY LANGUAGE. Findings and intent.

27 (a) The General Assembly finds that:

28 (1) Arkansas's creative economy consists of many industries,

29 including:

30 (A) Agriculture and agribusiness;

31 (B) Tourism and recreation;

32 (C) Health and wellness;

33 (D) Technology;

34 (E) Consumer products; and

35 (F) Cottage industries; and

36 (2) The Arkansas nonprofit arts and culture sector is critical



3/11/2021 10:10:11 AM RWO031

1 to Arkansas's cultural and economic success:

2 (A) Two billion nine hundred thousand dollars  
3 (\$2,900,000,000) of the Arkansas's gross domestic product is generated by the  
4 nonprofit arts and culture sector.

5 (B) Arkansas has thirty-three thousand seven hundred  
6 twenty nine (33,729) jobs in the nonprofit arts sector.

7 (C) Thirty percent (30%) of all employees in the state of  
8 Arkansas work in creative industries.

9 (3)(A) Arkansas abounds with culture and creativity. This  
10 strengthens the economy, drives tourism and business, and improves economic  
11 performance.

12 (B) The arts in Arkansas celebrate and bring visibility to  
13 the richness and diversity of the culture, history, and potential of all  
14 Arkansans.

15 (4)(A) The arts and creative experiences play a vital role in  
16 supporting and improving quality of life across Arkansas.

17 (B) Ninety-one percent (91%) of Arkansans believe the arts  
18 are necessary for a well-rounded K-12 education.

19 (C) Eighty-two percent (82%) of Arkansans believe the arts  
20 are critical to local businesses and the economy.

21 (D) Seventy-two percent (72%) of Arkansans believe the  
22 arts unify communities and seventy-three percent (73%) believe the arts help  
23 them to better understand other cultures.

24 (E) The arts spur economic growth for communities during  
25 recovery from disaster, trauma and pandemics.

26 (5) It is desirable to identify and bring together existing  
27 groups, organizations, and other initiatives working on the intersection of  
28 the arts and technology to:

29 (A) Identify state-wide programming gaps for digital arts  
30 and technology;

31 (B) Bring together arts and technology public school  
32 teachers to share ideas; and

33 (C) Stimulate new partnerships to help grow Arkansas's  
34 creative economy.

35 (b) It is the intent of the General Assembly to create a Legislative  
36 Arts and Technology Boot Camp that will hold one (1) or more boot camps to

1 share ideas that can help grow Arkansas's creative economy.

2

3 SECTION 2. DO NOT CODIFY. TEMPORARY LANGUAGE. Legislative Arts and  
4 Technology Boot Camp – Creation and duties.

5 (a) The Legislative Arts and Technology Boot Camp is created and  
6 consists of the following:

7 (1) Eight (8) members appointed from the Senate membership by  
8 the President Pro Tempore of the Senate;

9 (2) Eight (8) members appointed from the membership of the House  
10 of Representatives by the Speaker of the House of Representatives;

11 (3) The Senate lead sponsor of this act or his or her designee,  
12 who shall serve as a cochair of the boot camp; and

13 (4) The House lead sponsor of this act or his or her designee,  
14 who shall serve as a cochair of the boot camp.

15 (b)(1) If a vacancy occurs on the boot camp, the vacancy shall be  
16 filled by the same process as the original appointment.

17 (2) Members of the boot camp shall be paid per diem and mileage  
18 as authorized by law for attendance at meetings of interim committees of the  
19 General Assembly.

20 (c)(1) The cochairs of the boot camp shall call the first meeting of  
21 the boot camp by October 1, 2021.

22 (2) Meetings of the boot camp shall be held at the call of the  
23 cochairs.

24 (3) The boot camp shall establish rules and procedures for  
25 conducting its business.

26 (4) The Bureau of Legislative Research shall provide staff for  
27 the boot camp.

28 (d)(1) The appointments in subsection (a) of this section shall be  
29 made no later than thirty (30) days after the effective date of this act.

30 (2) The boot camp expires August 31, 2022.

31 (e)(1) By August 31, 2022, the boot camp shall issue a final written  
32 report, which shall include without limitation:

33 (A) An inventory of Arkansas's statewide arts and cultural  
34 assets, to be organized by creative economy industry clusters;

35 (B) An assessment of:

36 (i) The amount of funding needed for Arkansans for



1 the Arts to create, update, and maintain a statewide database that contains  
 2 an inventory of Arkansas's arts and cultural assets for each of the Arkansas  
 3 Arts Council's eight (8) art districts; and

4 (ii) The options for and practicability of obtaining  
 5 that amount of funding; and

6 (C) A plan for identifying and leveraging current and  
 7 future assets and talents in the areas of arts and technology.

8 (2) The report required under subdivision (e)(1) of this section  
 9 shall be made available to the public and shall be delivered to:

10 (A) The Governor;

11 (B) The Legislative Council or, if the General Assembly is  
 12 in session, the Joint Budget Committee;

13 (C) The Arkansas Economic Development Commission;

14 (D) The Arkansas Planning and Development Districts and

15 (E) Any other relevant state agencies.

16 (f) To develop the information needed for the report under subsection  
 17 (e) of this section, the boot camp shall hold one (1) or more boot camps as  
 18 described in Section 3 of this act.

19

20 SECTION 3. DO NOT CODIFY. TEMPORARY LANGUAGE. Arts and Technology Boot  
 21 Camps – Purpose and composition.

22 (a) The primary, though not exclusive, means by which the Legislative  
 23 Arts and Technology Boot Camp shall obtain the information needed for the  
 24 report required under Section 2 of this act is through assembling and  
 25 conducting one (1) or more meetings to be known as an "Arts and Technology  
 26 Boot Camp".

27 (b) An Arts and Technology Boot Camp shall be composed of individuals  
 28 invited by the Legislative Arts and Technology Boot Camp from any of the  
 29 following:

30 (1) The Department of Commerce;

31 (2) The Department of Education;

32 (3) The Department of Parks, Heritage, and Tourism;

33 (4) Public school teachers who teach arts or technology;

34 (5) People involved in conducting career and technical education  
 35 programs;

36 (6) People involved in Environmental and Spatial Technologies

1 (EAST) Initiative labs; and

2 (7) Any other existing groups, organizations, or individuals  
3 working on or interested in the intersection of arts and technology.

4 (c) An Arts and Technology Boot Camp shall:

5 (1) Identify statewide gaps in the funding, talent, or assets in  
6 the areas of digital arts and technology programming;

7 (2) Discuss the business of the arts in the following creative  
8 industries:

9 (A) Creative services;

10 (B) Design;

11 (C) Media;

12 (D) Publishing and printing;

13 (E) Visual arts;

14 (F) Audio, music, and sound arts;

15 (G) Cultural sites;

16 (H) Performing arts;

17 (I) Film or animation;

18 (J) Culinary arts;

19 (K) Product design and development;

20 (L) Fashion design;

21 (M) Crafts; and

22 (N) Literary arts; and

23 (3) Engage in any other discussions or provide any other  
24 information relevant to the report to be issued by the boot camp under  
25 Section 2 of this act.

26

27

28 **APPROVED: 4/6/21**

29

30

31

32

33

34

35

36

# ARTS DISTRICTS DATA REPORTS

The Data Reports that follow were prepared by Sandy Martin utilizing the Creative Vitality Suite from Westaf. The Creative Vitality Suite was funded by CACHE (Creative Arts Community Hub and Exchange) and Arkansans for the Arts and the Data Reports were funded by CACHE and the Pine Bluff Advertising & Promotion Commission. The data is based on 2020 reports from North American Industry Classification System (NAICS) codes, Standard Occupational Classification (SOC) codes, National Center for Charitable Statistics, National Assembly of State Arts Agencies, U.S. Bureau of Labor Statistics, the Bureau of Economic Analysis, and the U.S. Census Bureau.

The Data Reports compile the counties within each of Arkansas' Arts Districts. The full 75 county reports are in the Appendices of this document.

## ARKANSAS ARTS DISTRICTS



The 8 Arts Districts align with the Arkansas Economic Development & Planning Districts

## COUNTIES BY DISTRICT

- District 1:**  
Baxter, Benton, Boone, Carroll, Madison, Marion, Newton, Searcy, Washington
- District 2:**  
Cleburne, Fulton, Independence, Izard, Jackson, Sharp, Stone, Van Buren, White, Woodruff
- District 3:**  
Clay, Craighead, Crittenden, Cross, Greene, Lawrence, Lee, Mississippi, Phillips, Poinsett, Randolph, St. Francis
- District 4:**  
Crawford, Franklin, Logan, Polk, Scott, Sebastian
- District 5:**  
Clark, Conway, Garland, Hot Spring, Johnson, Montgomery, Perry, Pike, Pope, Yell
- District 6:** Faulkner, Lonoke, Monroe, Prairie, Pulaski, Saline
- District 7:**  
Calhoun, Columbia, Dallas, Hempstead, Howard, Lafayette, Little River, Miller, Nevada, Ouachita, Sevier, Union
- District 8:**  
Arkansas, Ashley, Bradley, Chicot, Cleveland, Desha, Drew, Grant, Jefferson, Lincoln



# ARKANSAS ARTS + TECH IMPACTS



## ARTS DISTRICT 1

**Creative Vitality Index**

**0.85**  
CVI Value  
United States CVI = 1.0

COMPARED TO:  
ARKANSAS CVI VALUE  
**1.59**

**Total Population**

**689,011**

POPULATION	GENDER	AGE
689,011 people	Female 50%	0-14 12%
	Male 50%	15-24 12%
		25-34 12%
		35-44 12%
		45-54 12%
		55-64 12%
		65-74 12%
		75-84 12%
		85+ 12%

**Past 5 years of CVI Performance**

Year	CVI Value
2016	0.63
2017	0.87
2018	0.77
2019	0.89
2020	0.85

**GAIN**

▲ **5%**  
since 2019

**18,211**  
Total Creative Jobs

There are 993 more creative jobs in the region since 2019

**Occupations with greatest number of jobs**

Occupation	Number of Jobs
Software developers	4,194
Photographers	1,307
Musicians & Singers	859
Writers & Authors	766
Merch & Wndw Displayers	669

**2020 Creative Industries**

**\$2.1B**  
Total Industry Sales

**Industries with greatest sales**

Industry type	Industry Sales
Wired Telecomm carriers	\$360.7M
Services, Advertising	\$296.6M
Tortilla mfg.	\$223.7M
Advertising Agencies	\$127.1M
Commercial Gravure Printing	\$107.6M

**LOSS**

▼ **6%**  
since 2019

**\$146.2M**  
Nonprofit Revenues

There are \$9.9 M less in revenues in the region since 2019

**NEA Appropriations History**  
Fiscal Years 1966 to 2022

**ARKANSAS NON PROFIT ARTS PROGRAM & SPECIAL EVENTS REVENUE**

Year	Special Events	Program Revenues
2014	\$1,200,000	\$1,200,000
2015	\$1,200,000	\$1,200,000
2016	\$1,200,000	\$1,200,000
2017	\$1,200,000	\$1,200,000
2018	\$1,200,000	\$1,200,000
2019	\$1,200,000	\$1,200,000
2020	\$1,200,000	\$1,200,000
2021	\$1,200,000	\$1,200,000
2022	\$1,200,000	\$1,200,000



# ARKANSAS ARTS + TECH IMPACTS



## ARTS DISTRICT 2

### Creative Vitality Index

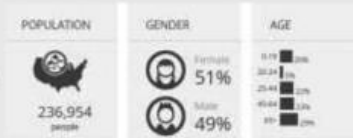
**0.27**  
CVI Value

United States CVI = 1.0

COMPARED TO:  
ARKANSAS CVI VALUE  
**.54**

### Total Population

**236,954**



### Past 5 years of CVI Performance



### GAIN

▲ **2%**  
since 2019

### 2020 Creative Jobs



**2,443**

Total Creative Jobs

There are 60 more creative jobs in the region since 2019

### Occupations with greatest number of jobs



### 2020 Creative Industries



**\$159.3M**

Total Industry Sales

### Industries with greatest sales



### GAIN

▲ **6%**  
since 2019

### 2020 Cultural Nonprofit



**\$2.0M**


Nonprofit Revenues

There are \$116 K more in revenues in the region since 2019

### NEA Appropriations History Fiscal Years 1966 to 2022



### ARKANSAS NON PROFIT ARTS PROGRAM & SPECIAL EVENTS REVENUE



Boot Camp Data Report Supporters: Building Arkansas' Creative Economy through Arts + Technology





# ARKANSAS ARTS + TECH IMPACTS



## ARTS DISTRICT 3

### Creative Vitality Index

**0.30**  
CVI Value

United States CVI = 1.0

COMPARED TO:  
ARKANSAS CVI VALUE  
**.57**

### Total Population

**384,475**



### Past 5 years of CVI Performance



### GAIN

▲ 2%  
since 2019

### 2020 Creative Jobs




**4,426**

Total Creative Jobs

There are 100 more creative jobs in the region since 2019

### Occupations with greatest number of jobs



### 2020 Creative Industries



**\$388.3M**

Total Industry Sales

### Industries with greatest sales

#### Industry type



### LOSS

▼ 10%  
since 2019

### 2020 Cultural Nonprofit



**\$2.9M**

Nonprofit Revenues


There are \$310 K less in revenues in the region since 2019

### NEA Appropriations History

Fiscal Years 1966 to 2022



### ARKANSAS NON PROFIT ARTS PROGRAM & SPECIAL EVENTS REVENUE



Boot Camp Data Report Supporters: Building Arkansas' Creative Economy through Arts + Technology





# ARKANSAS ARTS + TECH IMPACTS



## ARTS DISTRICT 4

### Creative Vitality Index

**0.40**  
CVI Value  
United States CVI = 1.0

COMPARED TO:  
ARKANSAS CVI VALUE  
**.75**

### Total Population

**260,177**

POPULATION	GENDER	AGE
260,177 people	Female 51%	Male 49%

### Past 5 years of CVI Performance

Year	CVI Value
2016	0.43
2017	0.42
2018	0.39
2019	0.39
2020	0.40

**LOSS**

▼ **1%**  
since 2019

### 2020 Creative Jobs

**3,031**  
Total Creative Jobs

There are 33 less creative jobs in the region since 2019

### Occupations with greatest number of jobs

Occupation	Number of Jobs
Photographers	310
Software developers	204
Musicians & Singers	198
Writers & Authors	139
Graphic Designers	120

**GAIN**

▲ **8%**  
since 2019

### 2020 Creative Industries

**\$394.6M**  
Total Industry Sales

### Industries with greatest sales

Industry type	Industry Sales
Wired Telecomm carriers	\$94.6M
Commercial Gravure Printing	\$75.0M
Prepared sauce mfg.	\$44.2M
Television Broadcasting	\$32.1M
Internet Publishing	\$21.7M

**GAIN**

▲ **8%**  
since 2019

### 2020 Cultural Nonprofit

**\$12.0M**  
Nonprofit Revenues

There are \$973 K more in revenues in the region since 2019

### NEA Appropriations History

Fiscal Years 1966 to 2022


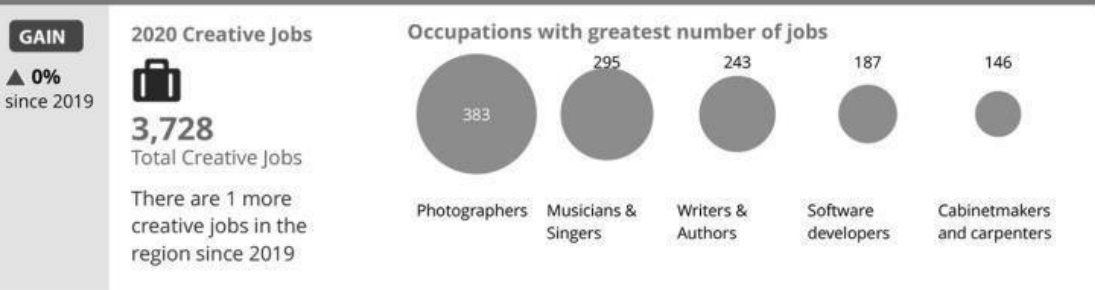
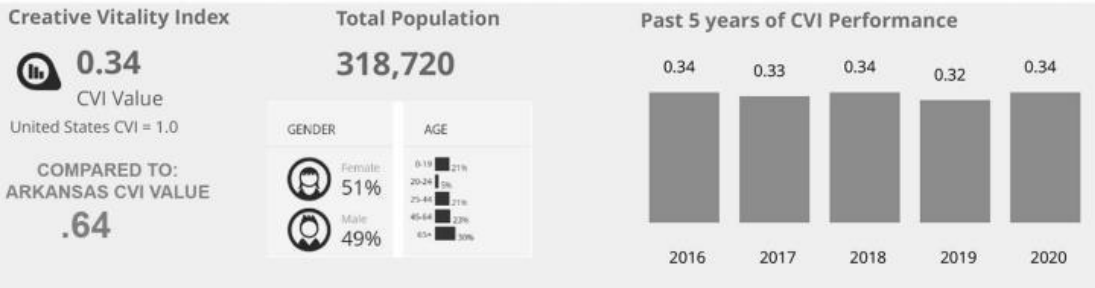
### ARKANSAS NON PROFIT ARTS PROGRAM & SPECIAL EVENTS REVENUE



# ARKANSAS ARTS + TECH IMPACTS



## ARTS DISTRICT 5



Boot Camp Data Report Supporters: Building Arkansas' Creative Economy through Arts + Technology




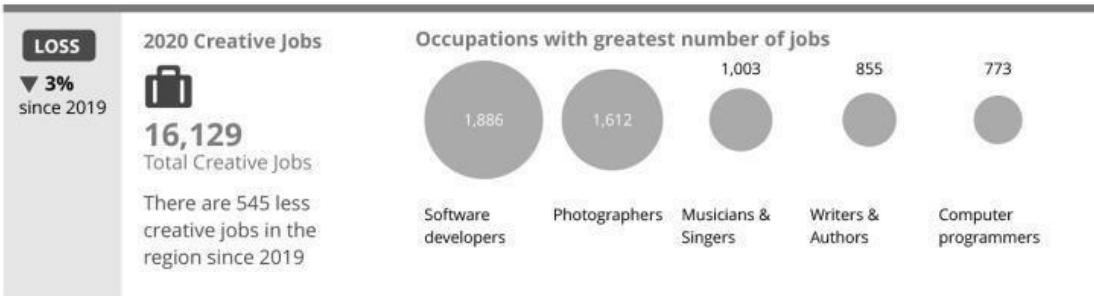




# ARKANSAS CREATIVE ECONOMY



## ARTS DISTRICT 6



Boot Camp Data Report Supporters: Building Arkansas' Creative Economy through Arts + Technology





# ARKANSAS CREATIVE ECONOMY



## ARTS DISTRICT 7

### Creative Vitality Index

**0.36**  
CVI Value  
United States CVI = 1.0  
COMPARED TO:  
ARKANSAS CVI VALUE  
**.73**

### Total Population

**217,748**

GENDER		AGE	
Female	51%	0-19	21%
Male	49%	20-24	6%
		25-44	22%
		45-64	23%
		65+	28%

### Past 5 years of CVI Performance

Year	CVI Value
2016	0.35
2017	0.32
2018	0.35
2019	0.34
2020	0.36

**GAIN**  
▲ **4%**  
since 2019

### 2020 Creative Jobs

**2,025**  
Total Creative Jobs

There are 75 more creative jobs in the region since 2019

### Occupations with greatest number of jobs

Occupation	Number of Jobs
Photographers	208
Musicians & Singers	153
Software developers	96
Writers & Authors	95
Marketing managers	76

**GAIN**  
▲ **2%**  
since 2019

### 2020 Creative Industries

**\$234.4M**  
Total Industry Sales

### Industries with greatest sales

Industry type	Industry Sales
Wired Telecomm carriers	\$78.4M
Commercial Gravure Printing	\$27.6M
Commercial Screen Printing	\$20.8M
Museums	\$12.5M
Promoters	\$10.0M

**GAIN**  
▲ **2%**  
since 2019

### 2020 Cultural Nonprofit

**\$22.0M**  
Nonprofit Revenues

There are \$408 K more in revenues in the region since 2019

### NEA Appropriations History

Fiscal Years 1966 to 2022

### ARKANSAS NON PROFIT ARTS PROGRAM & SPECIAL EVENTS REVENUE

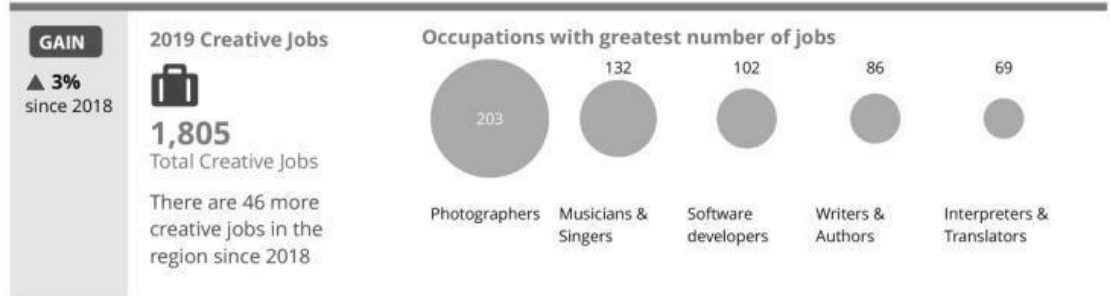


# ARKANSAS ARTS + TECH IMPACTS



**SOUTHEAST ARKANSAS**  
Arts District 8

2019 Data



GROW | INSPIRE | RETRAIN | ATTRACTION

This regional snapshot report gives the big picture of Arkansas' creative landscape. It provides an overview of ARTS+TECH creative jobs, industry sales, earnings, FDR grants, and Nonprofit revenues.

Boot Camp Data Reports: Building Arkansas' Creative Economy through Arts + Technology



# 75 COUNTY DATA REPORTS



SNAPSHOT

## ARKANSAS ARTS + TECH IMPACTS



2020 Data

ARKANSAS COUNTY

### Creative Vitality Index

**0.23**  
CVI Value

United States CVI = 1.0

COMPARED TO:  
ARKANSAS CVI VALUE

**.41**

### Total Population

**17,383**

POPULATION

17,383

SENDER

52%

AGE

### Past 5 years of CVI Performance

Year	CVI Value
2016	0.23
2017	0.24
2018	0.24
2019	0.20
2020	0.23

**GAIN**

▲ **7%**  
since 2019

### 2020 Creative Jobs

**259**  
Total Creative Jobs

There are 18 more creative jobs in the region since 2019

### Occupations with greatest number of jobs

Occupation	Count
Leather workers and repairers	36
Photographers	22
Software developers	15
Musicians & Singers	14
Custom sewers	12

**GAIN**

▲ **0%**  
since 2019

### 2020 Creative Industries

**\$13.8M**  
Total Industry Sales

### Industries with greatest sales

Industry type	Industry Sales
Wired Telecomm carriers	\$6.9M
Commercial Screen Printing	\$776.5K
Caterers	\$711.9K
Radio Stations	\$704.9K
Graphic Design Services	\$564.5K

**GAIN**

▲ **0%**  
since 2019


### 2020 Cultural Nonprofit

**\$209.8K**  
Nonprofit Revenues


There are \$0 more in revenues in the region since 2019

### NEA Appropriations History

Fiscal Years 1966 to 2022



### ARKANSAS NON PROFIT ARTS PROGRAM & SPECIAL EVENTS REVENUE



Boot Camp Data Report Supporters: Building Arkansas' Creative Economy through Arts + Technology



CACHE



PINE BLUFF  
ADVERTISING AND PROMOTION  
COMMISSION

Arkansans for the Arts  
REPORT CREATED: 5.1.22

WESTAF © Creative Vitality™ Suite 2022



# ARKANSAS ARTS + TECH IMPACTS



## ASHLEY COUNTY




**LOSS**  
▼ 2%  
since 2018

**2019 Creative Jobs**  
**158**  
Total Creative Jobs

There are 4 less creative jobs in the region since 2018

**Occupations with greatest number of jobs**





**2019 Creative Industries**  
**\$3.8M**  
Total Industry Sales

**Industries with greatest sales**



**GAIN**  
▲ 0%  
since 2018

**2019 Cultural Nonprofit**  
**\$0.0**  
Nonprofit Revenues  
There are \$0 more in revenues in the region since 2018.



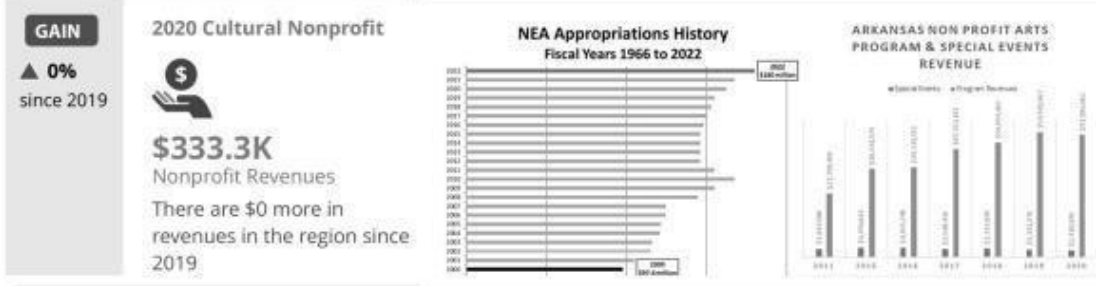
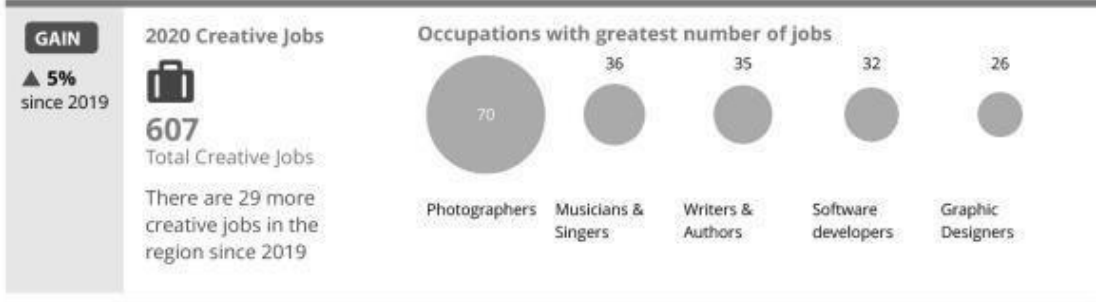
Boot Camp Data Reports: Building Arkansas' Creative Economy through Arts + Technology



# ARKANSAS ARTS + TECH IMPACTS



## BAXTER COUNTY



Boot Camp Data Report Supporters: Building Arkansas' Creative Economy through Arts + Technology



Arkansas for the Arts  
REPORT CREATED: 5.1.22



# ARKANSAS ARTS + TECH IMPACTS



## BENTON COUNTY

2020 Data

### Creative Vitality Index

**1.00**  
CVI Value

United States CVI = 1.0

COMPARED TO:  
ARKANSAS CVI VALUE  
**1.74**

### Total Population

**288,774**

POPULATION	GENDER	AGE
279,835 (2019)	50% Male / 50% Female	18-24: 15%, 25-34: 15%, 35-44: 15%, 45-54: 15%, 55-64: 15%, 65-74: 15%, 75-84: 15%, 85+: 15%

### Past 5 years of CVI Performance

**GAIN**

▲ **7%**  
since 2019

**9,092**  
Total Creative Jobs

There are 633 more creative jobs in the region since 2019

### Occupations with greatest number of jobs

### 2020 Creative Industries

**\$912.8M**  
Total Industry Sales

### Industries with greatest sales

Industry type	Industry Sales
Services, Advertising	\$289.4M
Advertising Agencies	\$79.5M
Architectural Services	\$78.6M
Museums	\$58.7M
Prepared sauce mfg.	\$49.6M

**LOSS**

▼ **5%**  
since 2019

**\$96.8M**  
Nonprofit Revenues

There are \$4.9 M less in revenues in the region since 2019

### NEA Appropriations History

Fiscal Years 1966 to 2022

### ARKANSAS NON PROFIT ARTS PROGRAM & SPECIAL EVENTS REVENUE

Boot Camp Data Report Supporters: Building Arkansas' Creative Economy through Arts + Technology





# ARKANSAS ARTS + TECH IMPACTS



## BOONE COUNTY

### Creative Vitality Index

**0.30**  
CVI Value

United States CVI = 1.0

COMPARED TO:  
ARKANSAS CVI VALUE  
**.58**

### Total Population

**37,625**



### Past 5 years of CVI Performance



### LOSS

▼ **1%**  
since 2019

### 2020 Creative Jobs



**478**

Total Creative Jobs

There are 6 less creative jobs in the region since 2019

### Occupations with greatest number of jobs



### 2020 Creative Industries



**\$116.2M**

Total Industry Sales

### Industries with greatest sales

#### Industry type      Industry Sales



### GAIN

▲ **35%**  
since 2019

### 2020 Cultural Nonprofit



**\$101.9K**


Nonprofit Revenues

There are \$36 K more in revenues in the region since 2019

### NEA Appropriations History Fiscal Years 1966 to 2022



### ARKANSAS NON PROFIT ARTS PROGRAM & SPECIAL EVENTS REVENUE



Boot Camp Data Report Supporters: Building Arkansas' Creative Economy through Arts + Technology



Arkansans for the Arts  
REPORT CREATED: 5.1.22


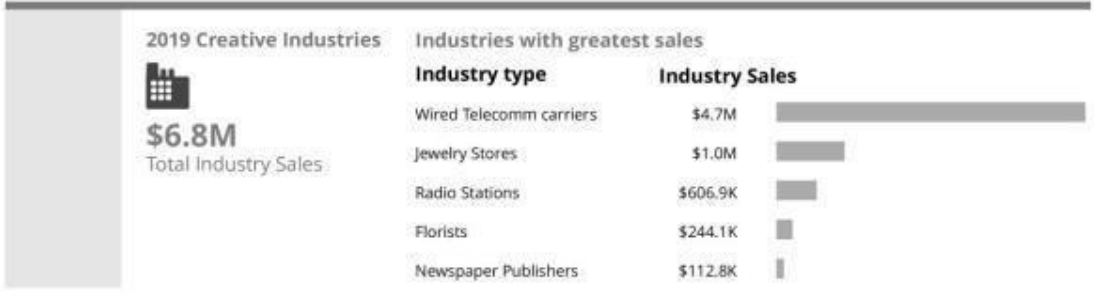





# ARKANSAS ARTS + TECH IMPACTS



## BRADLEY COUNTY



Boot Camp Data Reports: Building Arkansas' Creative Economy through Arts + Technology






# ARKANSAS CREATIVE ECONOMY



## CALHOUN COUNTY



Boot Camp Data Report Supporters: Building Arkansas' Creative Economy through Arts + Technology



# ARKANSAS ARTS + TECH IMPACTS



## CARROLL COUNTY

### Creative Vitality Index

**0.62**  
CVI Value  
United States CVI = 1.0

COMPARED TO:  
ARKANSAS CVI VALUE  
**1.65**

### Total Population

**29,480**



### Past 5 years of CVI Performance



### LOSS

▼ **3%**  
since 2019

### 2020 Creative Jobs



**539**

Total Creative Jobs

There are 17 less creative jobs in the region since 2019

### Occupations with greatest number of jobs



### 2020 Creative Industries

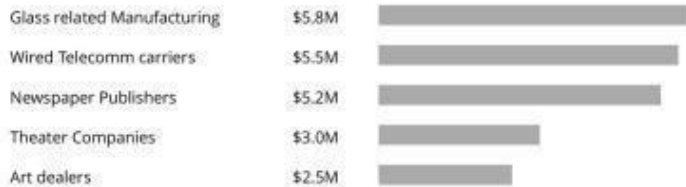


**\$41.1M**

Total Industry Sales

### Industries with greatest sales

#### Industry type



### GAIN

▲ **22%**  
since 2019

### 2020 Cultural Nonprofit



**\$1.8M**

Nonprofit Revenues


There are \$396 K more in revenues in the region since 2019

### NEA Appropriations History

Fiscal Years 1966 to 2022



### ARKANSAS NON PROFIT ARTS PROGRAM & SPECIAL EVENTS REVENUE



Boot Camp Data Report Supporters: Building Arkansas' Creative Economy through Arts + Technology





# ARKANSAS ARTS + TECH IMPACTS



## CHICOT COUNTY

2020

### Creative Vitality Index

**0.20**  
CVI Value

COMPARED TO:  
ARKANSAS CVI VALUE

**0.51**

### Total Population

**10,118**

#### GENDER



50%



50%

#### AGE

9-15 10%

20-24 12%

25-44 14%

45-64 20%

65+ 14%

### Past 5 years of CVI Performance



### GAIN

**▲ 8%**  
since 2018

### 2019 Creative Jobs

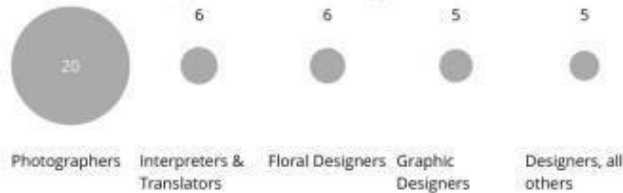


**98**

Total Creative Jobs

There are 8 more creative jobs in the region since 2018

### Occupations with greatest number of jobs



### 2019 Creative Industries



**\$3.6M**

Total Industry Sales

### Industries with greatest sales



### LOSS

**▼ 0%**  
since 2018

### 2019 Cultural Nonprofit



**\$220.0K**

Nonprofit Revenues

There are \$3 less in revenues in the region since 2018

### NEA Appropriations History Fiscal Years 1966 to 2022



### ARKANSAS NON PROFIT ARTS PROGRAM & SPECIAL EVENTS REVENUE



Boot Camp Data Reports: Building Arkansas' Creative Economy through Arts + Technology



WESTAF © Creative Vitality™ Suite 2021 cvsuite.org

Report created: 10/17/2021



# ARKANSAS ARTS + TECH IMPACTS



## CLARK COUNTY

2020 Data

**Creative Vitality Index**

**0.53**  
CVI Value

United States CVI = 1.0

**COMPARED TO:  
ARKANSAS CVI VALUE**

**1.02**

**Total Population**

**22,103**

GENDER	AGE
Female: 52%	0-14: 14%
Male: 48%	15-24: 13%
	25-34: 13%
	35-44: 13%
	45-54: 13%
	55-64: 13%
	65-74: 13%
	75-84: 13%
	85-94: 13%
	95-104: 13%

**Past 5 years of CVI Performance**

Year	CVI Value
2016	0.29
2017	0.33
2018	0.34
2019	0.47
2020	0.53

**LOSS**

▼ **2%**  
since 2019

**2020 Creative Jobs**

**324**  
Total Creative Jobs

There are 6 less creative jobs in the region since 2019

**Occupations with greatest number of jobs**

Occupation	Number of Jobs
Photographers	36
Musicians & Singers	31
Writers & Authors	24
Public Relations Spelst	15
Fine Artists	14

**2020 Creative Industries**

**\$9.5M**  
Total Industry Sales

**Industries with greatest sales**

Industry type	Industry Sales
Wired Telecomm carriers	\$2.9M
Musical Instrument Mfg.	\$1.5M
Florists	\$1.0M
Artists, Writers, & Performers	\$770.0K
Non-chocolate confectionery mfg.	\$735.5K

**GAIN**

▲ **0%**  
since 2019

**2020 Cultural Nonprofit**

**\$93.1K**  
Nonprofit Revenues

There are \$0 more in revenues in the region since 2019

**NEA Appropriations History**  
Fiscal Years 1966 to 2022



**ARKANSAS NON PROFIT ARTS PROGRAM & SPECIAL EVENTS REVENUE**



# ARKANSAS ARTS + TECH IMPACTS



## CLAY COUNTY







# ARKANSAS ARTS + TECH IMPACTS



## CLEBURNE COUNTY





# ARKANSAS ARTS + TECH IMPACTS



CLEVELAND COUNTY

## Creative Vitality Index

**0.10**  
CVI Value

COMPARED TO:  
ARKANSAS CVI VALUE

**0.51**

## Total Population

7,956



## Past 5 years of CVI Performance



### GAIN

▲ 11%  
since 2018

## 2019 Creative Jobs



46

Total Creative Jobs

There are 5 more creative jobs in the region since 2018

## Occupations with greatest number of jobs



Photographers

Musicians & Singers

Writers & Authors

Chefs and head cooks

Jewelers

## 2019 Creative Industries



\$572.0K

Total Industry Sales

## Industries with greatest sales

### Industry type

Wired Telecomm carriers

Artists, Writers, & Performers

Newspaper Publishers

Radio Stations

Internet Publishing

### Industry Sales

\$127.9K

\$82.4K

\$77.9K

\$66.1K

\$42.5K

### GAIN

▲ 0%  
since 2018

## 2019 Cultural Nonprofit



\$44.3K


Nonprofit Revenues

There are \$0 more in revenues in the region since 2018

## NEA Appropriations History Fiscal Years 1966 to 2022



## ARKANSAS NON PROFIT ARTS PROGRAM & SPECIAL EVENTS REVENUE



Boot Camp Data Reports: Building Arkansas' Creative Economy through Arts + Technology



WESTAF © Creative Vitality™ Suite 2021 cvsuite.org

Report created: 10/17/2021

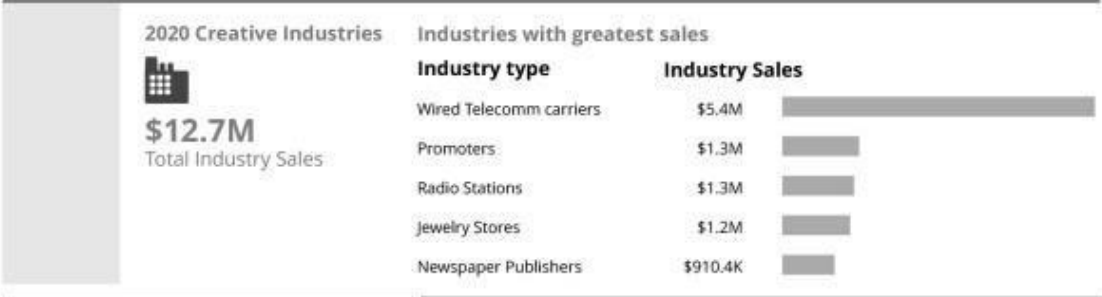
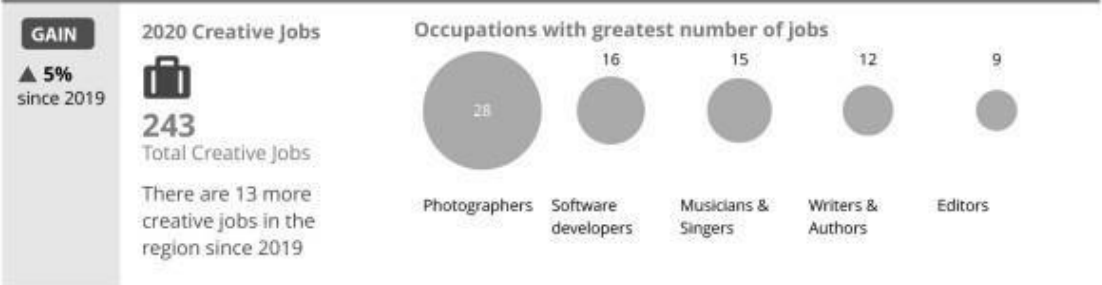
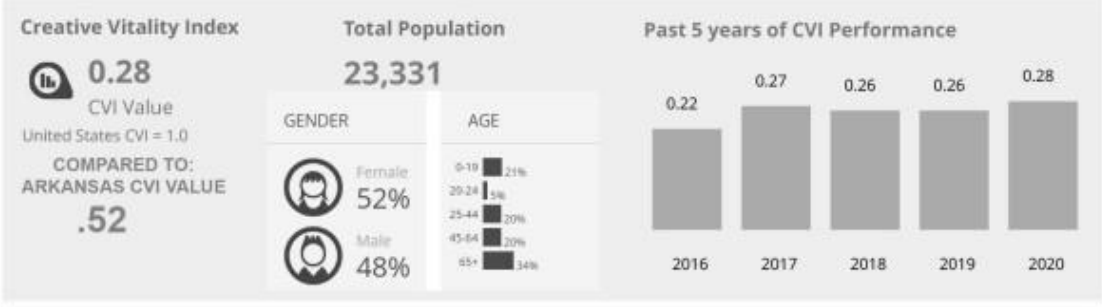




# ARKANSAS CREATIVE ECONOMY



## COLUMBIA COUNTY





# ARKANSAS ARTS + TECH IMPACTS



## CONWAY COUNTY

2020 Data

### Creative Vitality Index

**0.23**  
CVI Value

United States CVI = 1.0

COMPARED TO:  
ARKANSAS CVI VALUE  
**.41**

Total Population  
**21,037**



### Past 5 years of CVI Performance



### GAIN

▲ **10%**  
since 2019

### 2020 Creative Jobs




**222**

Total Creative Jobs

There are 23 more creative jobs in the region since 2019

### Occupations with greatest number of jobs



### 2020 Creative Industries



**\$7.1M**

Total Industry Sales

### Industries with greatest sales



### GAIN

▲ **0%**  
since 2019

### 2020 Cultural Nonprofit



**\$356.4K**

Nonprofit Revenues

There are \$0 more in revenues in the region since 2019

### NEA Appropriations History Fiscal Years 1966 to 2022



### ARKANSAS NON PROFIT ARTS PROGRAM & SPECIAL EVENTS REVENUE



Boot Camp Data Report Supporters: Building Arkansas' Creative Economy through Arts + Technology





# ARKANSAS ARTS + TECH IMPACTS



## CRAIGHEAD COUNTY

**Creative Vitality Index**

**0.49**  
CVI Value  
United States CVI = 1.0

COMPARED TO:  
ARKANSAS CVI VALUE  
**.95**

**Total Population**  
**112,245**

POPULATION	GENDER	AGE
112,245	Female: 52% Male: 48%	0-14: 12% 15-24: 12% 25-34: 12% 35-44: 12% 45-54: 12% 55-64: 12% 65-74: 12% 75-84: 12% 85-94: 12% 95-104: 12%

**Past 5 years of CVI Performance**

Year	CVI Value
2016	0.48
2017	0.55
2018	0.53
2019	0.50
2020	0.49

**GAIN**

▲ **1%**  
since 2019

**2020 Creative Jobs**

**1,831**  
Total Creative Jobs

There are 11 more creative jobs in the region since 2019

**Occupations with greatest number of jobs**

Occupation	Number of Jobs
Photographers	198
Software developers	190
Musicians & Singers	120
Writers & Authors	104
Graphic Designers	74

**2020 Creative Industries**

**\$169.0M**  
Total Industry Sales

**Industries with greatest sales**

Industry type	Industry Sales
Wired Telecomm carriers	\$63.1M
Television Broadcasting	\$22.0M
Commercial Gravure Printing	\$10.7M
Jewelry Stores	\$9.9M
Radio Stations	\$7.8M

**GAIN**

▲ **26%**  
since 2019

**2020 Cultural Nonprofit**

**\$507.9K**  
Nonprofit Revenues

There are \$130 K more in revenues in the region since 2019

**NEA Appropriations History**  
Fiscal Years 1966 to 2022

**ARKANSAS NON PROFIT ARTS PROGRAM & SPECIAL EVENTS REVENUE**



# ARKANSAS ARTS + TECH IMPACTS



## CRAWFORD COUNTY

### Creative Vitality Index

**0.24**  
CVI Value

United States CVI = 1.0

COMPARED TO:  
ARKANSAS CVI VALUE  
**.47**

### Total Population

**63,409**



### Past 5 years of CVI Performance



### GAIN

▲ **3%**  
since 2019

### 2020 Creative Jobs




**626**

Total Creative Jobs

There are 18 more creative jobs in the region since 2019

### Occupations with greatest number of jobs



### 2020 Creative Industries



**\$77.5M**

Total Industry Sales

### Industries with greatest sales

#### Industry type | Industry Sales



### GAIN

▲ **0%**  
since 2019

### 2020 Cultural Nonprofit



**\$639.9K**


Nonprofit Revenues

There are \$0 more in revenues in the region since 2019

### NEA Appropriations History Fiscal Years 1966 to 2022



### ARKANSAS NON PROFIT ARTS PROGRAM & SPECIAL EVENTS REVENUE



Boot Camp Data Report Supporters: Building Arkansas' Creative Economy through Arts + Technology





# ARKANSAS ARTS + TECH IMPACTS



## CRITTENTON COUNTY

**Creative Vitality Index**

**0.34**  
CVI Value  
United States CVI = 1.0

COMPARED TO:  
ARKANSAS CVI VALUE  
**.62**

**Total Population**  
**47,616**

POPULATION	GENDER	AGE
47,616 people	Male: 53% Female: 47%	0-14: 12% 15-24: 12% 25-34: 12% 35-44: 12% 45-54: 12% 55-64: 12% 65-74: 12% 75-84: 12% 85-94: 12% 95-104: 12%

**Past 5 years of CVI Performance**

Year	CVI Value
2016	0.32
2017	0.32
2018	0.32
2019	0.34
2020	0.34

**GAIN**

▲ **3%**  
since 2019

**2020 Creative Jobs**

**686**  
Total Creative Jobs

There are 18 more creative jobs in the region since 2019

**Occupations with greatest number of jobs**

Occupation	Number of Jobs
Chefs and head cooks	143
Musicians & Singers	50
Photographers	45
Cabinetmakers and carpenters	44
Writers & Authors	41

**2020 Creative Industries**

**\$27.4M**  
Total Industry Sales

**Industries with greatest sales**

Industry type	Industry Sales
Wired Telecomm carriers	\$10.3M
Ornamental & Arch Metal Work	\$2.6M
Architectural Services	\$1.9M
Caterers	\$1.9M
Promoters	\$1.2M

**LOSS**

▼ **46%**  
since 2019

**2020 Cultural Nonprofit**

**\$386.3K**  
Nonprofit Revenues

There are \$330 K less in revenues in the region since 2019

**NEA Appropriations History**  
Fiscal Years 1966 to 2022

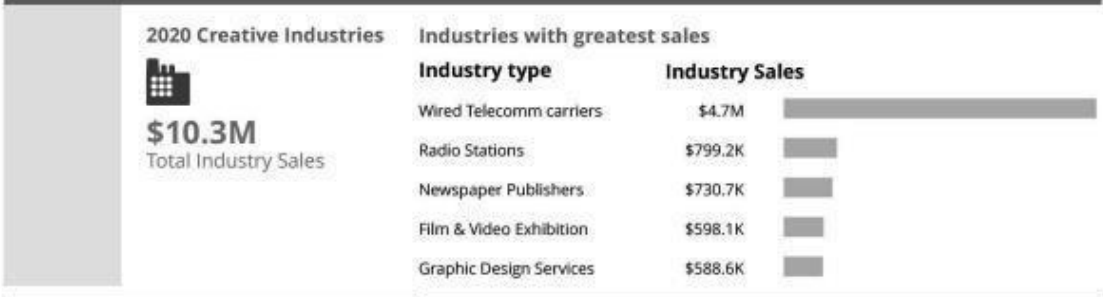

**ARKANSAS NON PROFIT ARTS PROGRAM & SPECIAL EVENTS REVENUE**



# ARKANSAS ARTS + TECH IMPACTS



## CROSS COUNTY





# ARKANSAS CREATIVE ECONOMY



## DALLAS COUNTY

2020 Data

**Creative Vitality Index**

**0.20**  
CVI Value

United States CVI = 1.0  
**COMPARED TO:**  
ARKANSAS CVI VALUE  
**.39**

**Total Population**

**6,802**

GENDER	AGE
Female 51%	0-19 19%
Male 49%	20-24 20%
	25-44 21%
	45-64 27%
	65+ 29%

**Past 5 years of CVI Performance**

Year	CVI Value
2016	0.19
2017	0.16
2018	0.21
2019	0.18
2020	0.20

**GAIN**

▲ **4%**  
since 2019

**67**  
Total Creative Jobs

There are 3 more creative jobs in the region since 2019

**Occupations with greatest number of jobs**

Occupation	Number of Jobs
Photographers	8
Musicians & Singers	7
Writers & Authors	3
Art Directors	3
Furnace and kiln operators	3

**2020 Creative Industries**

**\$2.5M**  
Total Industry Sales

**Industries with greatest sales**

Industry type	Industry Sales
Radio Stations	\$507.9K
Promoters	\$376.7K
Agents and Managers	\$298.9K
Newspaper Publishers	\$260.7K
Wired Telecomm carriers	\$246.7K

**LOSS**

▼ **28%**  
since 2019

**\$31.7K**  
Nonprofit Revenues

There are \$12 K less in revenues in the region since 2019

**NEA Appropriations History**  
Fiscal Years 1966 to 2022

**ARKANSAS NON PROFIT ARTS PROGRAM & SPECIAL EVENTS REVENUE**


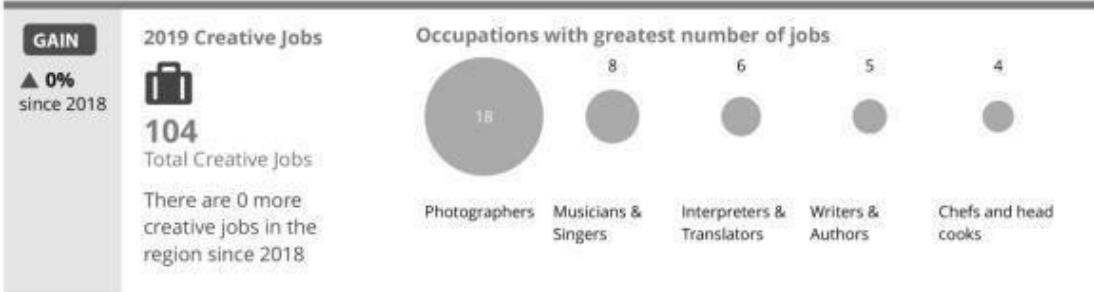
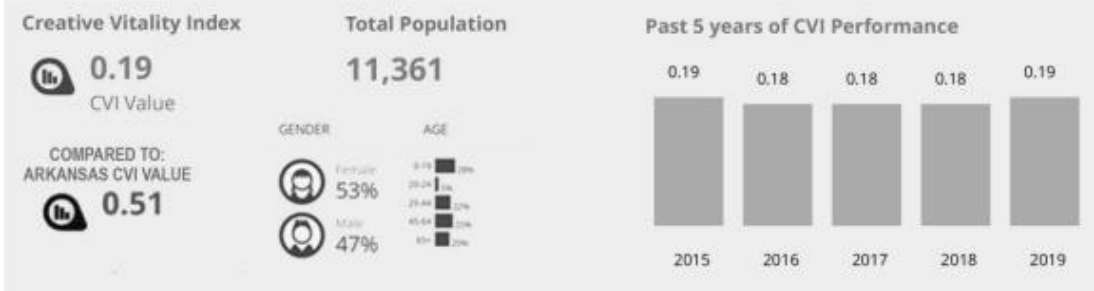
Boot Camp Data Report Supporters: Building Arkansas' Creative Economy through Arts + Technology



# ARKANSAS ARTS + TECH IMPACTS



## DESHA COUNTY



Boot Camp Data Reports: Building Arkansas' Creative Economy through Arts + Technology







# ARKANSAS ARTS + TECH IMPACTS



## DREW COUNTY

### Creative Vitality Index

**0.28**  
CVI Value

COMPARED TO:  
ARKANSAS CVI VALUE

**0.51**

### Total Population

**18,219**

#### GENDER



#### AGE



### Past 5 years of CVI Performance



### GAIN

▲ **0%**  
since 2018

### 2019 Creative Jobs



**201**

Total Creative Jobs

There are 1 more creative jobs in the region since 2018

### Occupations with greatest number of jobs



### 2019 Creative Industries



**\$16.7M**

Total Industry Sales

### Industries with greatest sales

#### Industry type

Wired Telecomm carriers	\$10.5M
Radio Stations	\$1.3M
Landscape Architectural	\$883.5K
Radio Networks	\$734.1K
Newspaper Publishers	\$717.3K

#### Industry Sales



### GAIN

▲ **0%**  
since 2018

### 2019 Cultural Nonprofit




**\$164.1K**

Nonprofit Revenues


There are \$0 more in revenues in the region since 2018

### NEA Appropriations History

Fiscal Years 1966 to 2022



### ARKANSAS NON PROFIT ARTS PROGRAM & SPECIAL EVENTS REVENUE



Boot Camp Data Reports: Building Arkansas' Creative Economy through Arts + Technology





# ARKANSAS CREATIVE ECONOMY



## FAULKNER COUNTY

### Creative Vitality Index

**0.45**  
CVI Value  
United States CVI = 1.0

COMPARED TO:  
ARKANSAS CVI VALUE  
**.85**

### Total Population

**126,919**

GENDER

Female 51%

Male 49%

AGE

0-14 12%

15-24 12%

25-34 12%

35-44 12%

45-54 12%

55-64 12%

65-74 12%

75-84 12%

85+ 12%

### Past 5 years of CVI Performance

Year	CVI Value
2016	0.46
2017	0.44
2018	0.44
2019	0.44
2020	0.45

**LOSS**

▼ 3% since 2019

### 2020 Creative Jobs

**2,539**  
Total Creative Jobs

There are 83 less creative jobs in the region since 2019

### Occupations with greatest number of jobs

Occupation	Number of Jobs
Software developers	311
Photographers	236
Cabinetmakers and carpenters	211
Musicians & Singers	183
Writers & Authors	135

### 2020 Creative Industries

**\$117.6M**  
Total Industry Sales

### Industries with greatest sales

Industry type	Industry Sales
Wired Telecomm carriers	\$43.0M
Architectural Services	\$7.9M
Jewelry Stores	\$6.2M
Advertising Agencies	\$6.2M
Radio Stations	\$5.8M

**GAIN**

▲ 1% since 2019

### 2020 Cultural Nonprofit

**\$4.2M**  
Nonprofit Revenues

There are \$51 K more in revenues in the region since 2019

### NEA Appropriations History

Fiscal Years 1966 to 2022

### ARKANSAS NON PROFIT ARTS PROGRAM & SPECIAL EVENTS REVENUE



# ARKANSAS ARTS + TECH IMPACTS



## FRANKLIN COUNTY

2020 Data

### Creative Vitality Index

**0.18**  
CVI Value  
United States CVI = 1.0

COMPARED TO:  
ARKANSAS CVI VALUE  
**.32**

### Total Population

**17,897**

POPULATION	GENDER	AGE
17,897 people	Female 50%	Male 50%

### Past 5 years of CVI Performance

Year	CVI Value
2016	0.17
2017	0.18
2018	0.16
2019	0.16
2020	0.18

**GAIN**

▲ **3%**  
since 2019

### 2020 Creative Jobs

**143**  
Total Creative Jobs

There are 5 more creative jobs in the region since 2019

### Occupations with greatest number of jobs

Occupation	Number of Jobs
Photographers	18
Musicians & Singers	9
Writers & Authors	6
Jewelers	6
Fine Artists	5

**GAIN**

▲ **0%**  
since 2019

### 2020 Creative Industries

**\$9.1M**  
Total Industry Sales

### Industries with greatest sales

Industry type	Industry Sales
Wired Telecomm carriers	\$5.4M
Radio Stations	\$1.4M
Newspaper Publishers	\$681.2K
Breweries	\$504.8K
Jewelry and silverware manufacturing (new)	\$208.0K

**GAIN**

▲ **0%**  
since 2019

### 2020 Cultural Nonprofit

**\$142.8K**  
Nonprofit Revenues

There are \$0 more in revenues in the region since 2019

#### NEA Appropriations History

Fiscal Years 1966 to 2022

#### ARKANSAS NON PROFIT ARTS PROGRAM & SPECIAL EVENTS REVENUE

Boot Camp Data Report Supporters: Building Arkansas' Creative Economy through Arts + Technology



# ARKANSAS ARTS + TECH IMPACTS



## FULTON COUNTY

### Creative Vitality Index

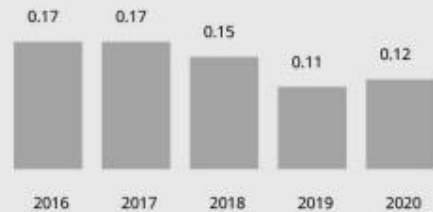
**0.12**  
CVI Value  
United States CVI = 1.0

COMPARED TO:  
ARKANSAS CVI VALUE  
**.21**

### Total Population

**12,381**

### Past 5 years of CVI Performance



### GAIN

**▲ 5%**  
since 2019

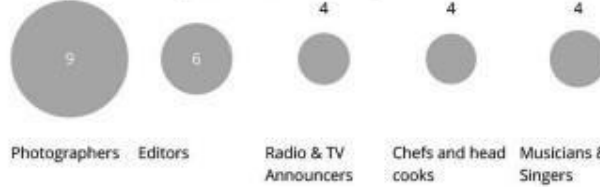
### 2020 Creative Jobs



**82**  
Total Creative Jobs

There are 4 more creative jobs in the region since 2019

### Occupations with greatest number of jobs



### 2020 Creative Industries



**\$6.4M**  
Total Industry Sales

### Industries with greatest sales



### GAIN

**▲ 0%**  
since 2019

### 2020 Cultural Nonprofit




**\$0.0**  
Nonprofit Revenues  
There are \$0 more in revenues in the region since 2019

### NEA Appropriations History Fiscal Years 1966 to 2022



### ARKANSAS NON PROFIT ARTS PROGRAM & SPECIAL EVENTS REVENUE



Boot Camp Data Report Supporters: Building Arkansas' Creative Economy through Arts + Technology





# ARKANSAS ARTS + TECH IMPACTS



## GARLAND COUNTY

2020 Data

### Creative Vitality Index

**0.50**  
CVI Value  
United States CVI = 1.0

COMPARED TO:  
ARKANSAS CVI VALUE  
**.97**

### Total Population

**99,789**



### Past 5 years of CVI Performance



### LOSS

▼ 1% since 2019

### 2020 Creative Jobs



**1,667**

Total Creative Jobs

There are 15 less creative jobs in the region since 2019

### Occupations with greatest number of jobs



### 2020 Creative Industries



**\$129.1M**

Total Industry Sales

### Industries with greatest sales



### GAIN

▲ 1% since 2019

### 2020 Cultural Nonprofit



**\$3.4M**

Nonprofit Revenues


There are \$41 thousand more in revenues in the region since 2019

### NEA Appropriations History

Fiscal Years 1966 to 2022



### ARKANSAS NON PROFIT ARTS PROGRAM & SPECIAL EVENTS REVENUE



Boot Camp Data Report Supporters: Building Arkansas' Creative Economy through Arts + Technology





# ARKANSAS ARTS + TECH IMPACTS



## GRANT COUNTY

### Creative Vitality Index

**0.13**  
CVI Value

COMPARED TO:  
ARKANSAS CVI VALUE

**0.51**

### Total Population

**18,265**

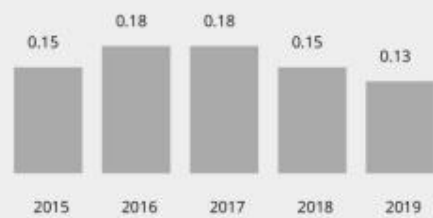
#### GENDER



#### AGE



### Past 5 years of CVI Performance



### GAIN

**▲ 4%**  
since 2018

### 2019 Creative Jobs



**169**

Total Creative Jobs

There are 7 more creative jobs in the region since 2018

### Occupations with greatest number of jobs



### 2019 Creative Industries



**\$26.0M**

Total Industry Sales

### Industries with greatest sales

Industry type	Industry Sales
Ornamental & Arch Metal Work	\$21.9M
Jewelry Stores	\$844.9K
Caterers	\$550.5K
Periodical Publishers	\$443.9K
Advertising Agencies	\$307.5K

### GAIN

**▲ 0%**  
since 2018

### 2019 Cultural Nonprofit




**\$31.5K**

Nonprofit Revenues

There are \$0 more in revenues in the region since 2018

### NEA Appropriations History Fiscal Years 1966 to 2022



### ARKANSAS NON PROFIT ARTS PROGRAM & SPECIAL EVENTS REVENUE




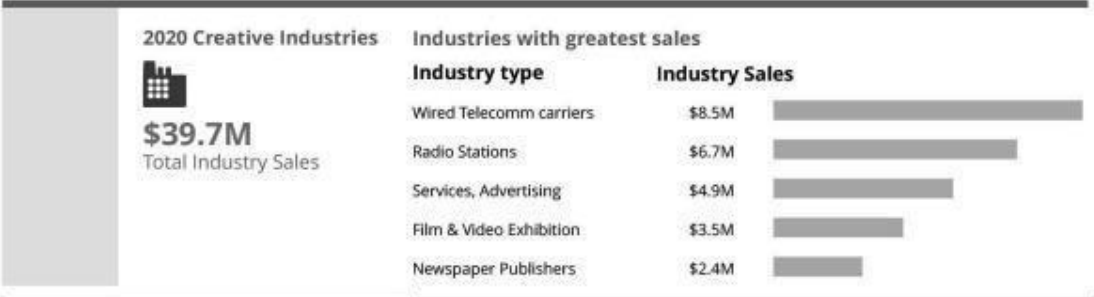

Boot Camp Data Reports: Building Arkansas' Creative Economy through Arts + Technology



# ARKANSAS ARTS + TECH IMPACTS



## GREEN COUNTY





# ARKANSAS CREATIVE ECONOMY



## HEMPSTEAD COUNTY

2020 Data

### Creative Vitality Index

**0.20**

CVI Value

United States CVI = 1.0

COMPARED TO:  
ARKANSAS CVI VALUE  
**.39**

### Total Population

**21,253**

#### GENDER



Female  
**52%**

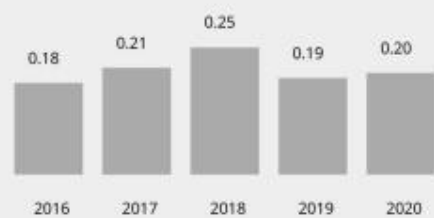


Male  
**48%**

#### AGE

0-19 **22%**  
20-24 **0%**  
25-44 **23%**  
45-64 **24%**  
65+ **28%**

### Past 5 years of CVI Performance



### GAIN

**▲ 1%**  
since 2019

### 2020 Creative Jobs



**148**

Total Creative Jobs

There are 2 more  
creative jobs in the  
region since 2019

### Occupations with greatest number of jobs



Musicians & Singers

Software developers

Photographers

Graphic Designers

Writers & Authors

### 2020 Creative Industries



**\$14.0M**

Total Industry Sales

### Industries with greatest sales

#### Industry type

#### Industry Sales



### GAIN

**▲ 1%**  
since 2019

### 2020 Cultural Nonprofit



**\$177.3K**


Nonprofit Revenues

There are \$2 K more in  
revenues in the region since  
2019

### NEA Appropriations History Fiscal Years 1966 to 2022



### ARKANSAS NON PROFIT ARTS PROGRAM & SPECIAL EVENTS REVENUE



Boot Camp Data Report Supporters: Building Arkansas' Creative Economy through Arts + Technology

WESTAF © Creative Vitality™ Suite 2022



Arkansans for the Arts  
REPORT CREATED: 4.18.22





# ARKANSAS ARTS + TECH IMPACTS



## HOT SPRING COUNTY

**Creative Vitality Index**

**0.14**  
CVI Value  
United States CVI = 1.0

COMPARED TO:  
ARKANSAS CVI VALUE  
**.26**

**Total Population**

**33,787**

GENDER		AGE	
Female	48%	18-24	20%
Male	52%	25-34	17%
		35-44	16%
		45-54	13%
		55+	14%

**Past 5 years of CVI Performance**

Year	CVI Value
2016	0.16
2017	0.17
2018	0.14
2019	0.14
2020	0.14

**LOSS**

▼ **11%**  
since 2019

**2020 Creative Jobs**

**268**  
Total Creative Jobs

There are 32 less creative jobs in the region since 2019

**Occupations with greatest number of jobs**

Occupation	Number of Jobs
Musicians & Singers	20
Writers & Authors	18
Software developers	14
Cabinetmakers and carpenters	14
Photographers	13

**2020 Creative Industries**

**\$19.3M**  
Total Industry Sales

**Industries with greatest sales**

Industry type	Industry Sales
Wired Telecomm carriers	\$12.6M
Promoters	\$1.3M
Florists	\$960.8K
Software Publishers	\$775.6K
Graphic Design Services	\$644.0K

**GAIN**

▲ **0%**  
since 2019

**2020 Cultural Nonprofit**

**\$74.6K**  
Nonprofit Revenues

There are \$0 more in revenues in the region since 2019

**NEA Appropriations History**  
Fiscal Years 1966 to 2022


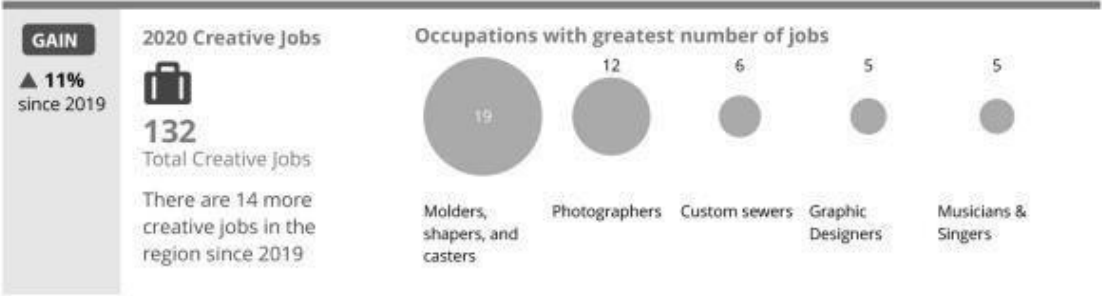
**ARKANSAS NON PROFIT ARTS PROGRAM & SPECIAL EVENTS REVENUE**



# ARKANSAS CREATIVE ECONOMY



## HOWARD COUNTY



Boot Camp Data Report Supporters: Building Arkansas' Creative Economy through Arts + Technology



# ARKANSAS ARTS + TECH IMPACTS



## INDEPENDENCE COUNTY

**Creative Vitality Index**

**0.26**  
CVI Value  
United States CVI = 1.0

COMPARED TO:  
ARKANSAS CVI VALUE  
**.48**

**Total Population**

**37,757**

POPULATION	GENDER	AGE
37,757 people	Female: 51% Male: 49%	0-19: 12% 20-24: 12% 25-34: 15% 35-44: 15% 45-54: 15% 55-64: 15% 65-74: 10% 75-84: 5% 85-94: 5%

**Past 5 years of CVI Performance**

Year	CVI Value
2016	0.29
2017	0.29
2018	0.27
2019	0.25
2020	0.26

**GAIN**

▲ **1%**  
since 2019

**2020 Creative Jobs**

**364**  
Total Creative Jobs

There are 2 more creative jobs in the region since 2019

**Occupations with greatest number of jobs**

Occupation	Count
Photographers	31
Musicians & Singers	27
Writers & Authors	18
Chefs and head cooks	16
Software developers	15

**2020 Creative Industries**

**\$31.1M**  
Total Industry Sales

**Industries with greatest sales**

Industry type	Industry Sales
Wired Telecomm carriers	\$15.3M
Commercial Gravure Printing	\$2.9M
Radio Stations	\$2.4M
Film & Video Exhibition	\$1.1M
Commercial Screen Printing	\$1.0M

**GAIN**

▲ **0%**  
since 2019

**2020 Cultural Nonprofit**

**\$641.8K**  
Nonprofit Revenues

There are \$0 more in revenues in the region since 2019

**NEA Appropriations History**  
Fiscal Years 1966 to 2022

**ARKANSAS NON PROFIT ARTS PROGRAM & SPECIAL EVENTS REVENUE**



# ARKANSAS ARTS + TECH IMPACTS



## IZARD COUNTY

2020 Data

### Creative Vitality Index

**0.19**  
CVI Value  
United States CVI = 1.0

COMPARED TO:  
ARKANSAS CVI VALUE  
**.41**

### Total Population

**13,613**

POPULATION	GENDER	AGE
13,613	Female: 48%	0-14: 12%
	Male: 52%	15-24: 12%
		25-34: 12%
		35-44: 12%
		45-54: 12%
		55-64: 12%
		65-74: 12%
		75-84: 12%
		85-94: 12%
		95-104: 12%

### Past 5 years of CVI Performance

Year	CVI Value
2016	0.19
2017	0.20
2018	0.23
2019	0.18
2020	0.19

**GAIN**

▲ **3%**  
since 2019

### 2020 Creative Jobs

**111**  
Total Creative jobs

There are 3 more creative jobs in the region since 2019

### Occupations with greatest number of jobs

Occupation	Number of Jobs
Photographers	15
Writers & Authors	9
Musicians & Singers	9
Fine Artists	5
Interpreters & Translators	4

### 2020 Creative Industries

**\$2.5M**  
Total Industry Sales

### Industries with greatest sales

Industry type	Industry Sales
Artists, Writers, & Performers	\$560.5K
Wired Telecomm carriers	\$517.1K
Ornamental & Arch Metal Work	\$391.0K
Newspaper Publishers	\$267.6K
Internet Publishing	\$198.4K

**GAIN**

▲ **0%**  
since 2019

### 2020 Cultural Nonprofit

**\$-6.0K**  
Nonprofit Revenues

There are \$0 more in revenues in the region since 2019

### NEA Appropriations History

Fiscal Years 1966 to 2022

### ARKANSAS NON PROFIT ARTS PROGRAM & SPECIAL EVENTS REVENUE

Year	Special Events	Program Revenues
2011	\$1,141,000	\$1,179,000
2012	\$1,141,000	\$1,179,000
2013	\$1,141,000	\$1,179,000
2014	\$1,141,000	\$1,179,000
2015	\$1,141,000	\$1,179,000
2016	\$1,141,000	\$1,179,000
2017	\$1,141,000	\$1,179,000
2018	\$1,141,000	\$1,179,000
2019	\$1,141,000	\$1,179,000
2020	\$1,141,000	\$1,179,000



# ARKANSAS ARTS + TECH IMPACTS



## JACKSON COUNTY

**Creative Vitality Index**

**0.19**  
CVI Value  
United States CVI = 1.0

COMPARED TO:  
ARKANSAS CVI VALUE  
**.35**

**Total Population**

**16,636**

POPULATION	GENDER	AGE
16,636 (people)	Female: 50% Male: 50%	0-14: 21% 15-24: 14% 25-34: 14% 35-44: 14% 45-54: 14% 55-64: 14% 65-74: 14% 75-84: 14% 85-94: 14%

**Past 5 years of CVI Performance**

Year	CVI Value
2016	0.15
2017	0.15
2018	0.15
2019	0.17
2020	0.19

**GAIN**

▲ **4%**  
since 2019

**2020 Creative Jobs**

**107**  
Total Creative Jobs

There are 4 more creative jobs in the region since 2019

**Occupations with greatest number of jobs**

Occupation	Number of Jobs
Photographers	11
Musicians & Singers	6
Software developers	6
Computer programmers	6
Writers & Authors	5

**2020 Creative Industries**

**\$3.8M**  
Total Industry Sales

**Industries with greatest sales**

Industry type	Industry Sales
Wired Telecomm carriers	\$1.8M
Radio Stations	\$561.6K
Florists	\$389.4K
Interior Design Services	\$247.1K
Newspaper Publishers	\$222.4K

**GAIN**

▲ **41%**  
since 2019

**2020 Cultural Nonprofit**

**\$282.6K**  
Nonprofit Revenues

There are \$116 K more in revenues in the region since 2019

**NEA Appropriations History**  
Fiscal Years 1966 to 2022

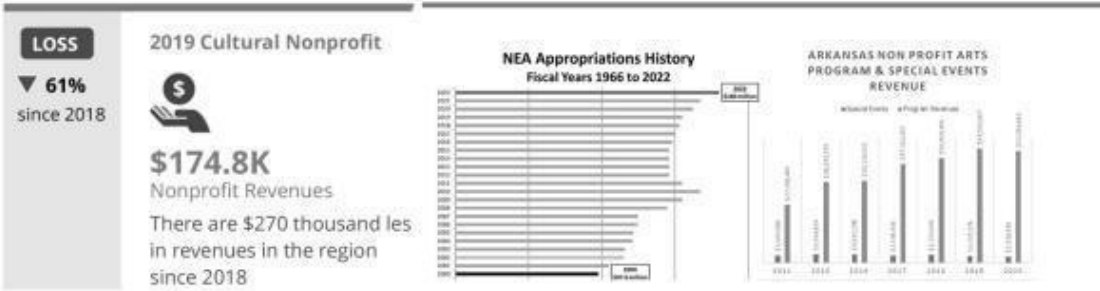
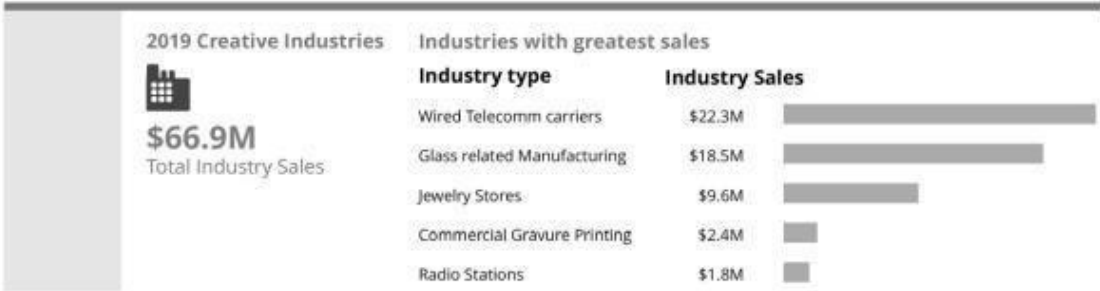

**ARKANSAS NON PROFIT ARTS PROGRAM & SPECIAL EVENTS REVENUE**



# ARKANSAS ARTS + TECH IMPACTS



**PINE BLUFF  
JEFFERSON COUNTY**



Boot Camp Data Reports: Building Arkansas' Creative Economy through Arts + Technology





# ARKANSAS ARTS + TECH IMPACTS



## JOHNSON COUNTY

### Creative Vitality Index

**0.12**  
CVI Value

United States CVI = 1.0

COMPARED TO:  
ARKANSAS CVI VALUE  
**.23**

### Total Population

**26,513**



### Past 5 years of CVI Performance



### GAIN

▲ **3%**  
since 2019

### 2020 Creative Jobs



**172**

Total Creative Jobs

There are 5 more creative jobs in the region since 2019.

### Occupations with greatest number of jobs



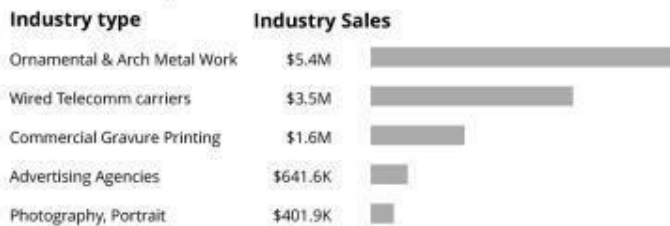
### 2020 Creative Industries



**\$14.5M**

Total Industry Sales

### Industries with greatest sales



### GAIN

▲ **0%**  
since 2019

### 2020 Cultural Nonprofit



**\$112.7K**


Nonprofit Revenues

There are \$0 more in revenues in the region since 2019.

### NEA Appropriations History Fiscal Years 1966 to 2022



### ARKANSAS NON PROFIT ARTS PROGRAM & SPECIAL EVENTS REVENUE



Boot Camp Data Report Supporters: Building Arkansas' Creative Economy through Arts + Technology

WESTAF © Creative Vitality™ Suite 2022



Arkansas for the Arts  
REPORT CREATED: 3.18.22



# ARKANSAS CREATIVE ECONOMY



## LAFAYETTE COUNTY

**Creative Vitality Index**

**0.10**  
CVI Value

United States CVI = 1.0  
**COMPARED TO:**  
ARKANSAS CVI VALUE  
**.19**

**Total Population**

**6,596**

GENDER		AGE	
Female	51%	0-19	23%
Male	49%	20-24	5%
		25-44	20%
		45-64	23%
		65+	29%

**Past 5 years of CVI Performance**

**GAIN**

▲ **14%**  
since 2019

**2020 Creative Jobs**

**42**  
Total Creative Jobs

There are 6 more creative jobs in the region since 2019

**Occupations with greatest number of jobs**

**2020 Creative Industries**

**\$5.4M**  
Total Industry Sales

**Industries with greatest sales**

Industry type	Industry Sales
Wired Telecomm carriers	\$5.2M
Architectural Services	\$66.8K
Internet Publishing	\$53.9K
Artists, Writers, & Performers	\$49.4K
Periodical Publishers	\$17.0K

**GAIN**

▲ **0%**  
since 2019

**2020 Cultural Nonprofit**

**\$0.0**  
Nonprofit Revenues

There are \$0 more in revenues in the region since 2019

**NEA Appropriations History**  
Fiscal Years 1966 to 2022

**ARKANSAS NON PROFIT ARTS PROGRAM & SPECIAL EVENTS REVENUE**

Boot Camp Data Report Supporters: Building Arkansas' Creative Economy through Arts + Technology







# ARKANSAS ARTS + TECH IMPACTS



## LAWRENCE COUNTY

**Creative Vitality Index**

**0.21**  
CVI Value  
United States CVI = 1.0

COMPARED TO:  
ARKANSAS CVI VALUE  
**.36**

**Total Population**

**16,410**

POPULATION	GENDER	AGE
16,410 people	Male: 51% Female: 49%	0-14: 12% 15-24: 15% 25-34: 15% 35-44: 15% 45-54: 15% 55-64: 15% 65-74: 15% 75-84: 15% 85-94: 15% 95-104: 15%

**Past 5 years of CVI Performance**

Year	CVI Value
2016	0.20
2017	0.25
2018	0.23
2019	0.19
2020	0.21

**GAIN**

▲ **1%**  
since 2019

**2020 Creative Jobs**

**135**  
Total Creative Jobs

There are 2 more creative jobs in the region since 2019

**Occupations with greatest number of jobs**

Occupation	Number of Jobs
Photographers	12
Custom sewers	10
Musicians & Singers	9
Jewelers	7
Software developers	7

**2020 Creative Industries**

**\$6.6M**  
Total Industry Sales

**Industries with greatest sales**

Industry type	Industry Sales
Wired Telecomm carriers	\$4.1M
Landscape Architectural	\$521.1K
Commercial Screen Printing	\$409.8K
Jewelry Stores	\$350.3K
Newspaper Publishers	\$314.8K

**GAIN**

▲ **0%**  
since 2019

**2020 Cultural Nonprofit**

**\$72.8K**  
Nonprofit Revenues

There are \$0 more in revenues in the region since 2019

**NEA Appropriations History**  
Fiscal Years 1966 to 2022

**ARKANSAS NON PROFIT ARTS PROGRAM & SPECIAL EVENTS REVENUE**



# ARKANSAS ARTS + TECH IMPACTS



LEE COUNTY

## Creative Vitality Index

**0.26**  
CVI Value

United States CVI = 1.0

COMPARED TO:  
ARKANSAS CVI VALUE  
**.46**

## Total Population

**8,513**



## Past 5 years of CVI Performance



### GAIN

▲ **10%**  
since 2019

## 2020 Creative Jobs



**92**

Total Creative Jobs

There are 9 more creative jobs in the region since 2019

## Occupations with greatest number of jobs



Photographers

7

Floral Designers

6

Interpreters & Translators

4

Musicians & Singers

4

Designers, all others

## 2020 Creative Industries



**\$4.2M**

Total Industry Sales

## Industries with greatest sales

### Industry type

### Industry Sales



### LOSS

▼ **45%**  
since 2019

## 2020 Cultural Nonprofit



**\$9.8K**


Nonprofit Revenues

There are \$8 K less in revenues in the region since 2019

## NEA Appropriations History Fiscal Years 1966 to 2022



## ARKANSAS NON PROFIT ARTS PROGRAM & SPECIAL EVENTS REVENUE



Boot Camp Data Report Supporters: Building Arkansas' Creative Economy through Arts + Technology





# ARKANSAS ARTS + TECH IMPACTS



## LINCOLN COUNTY

### Creative Vitality Index

**0.10**  
CVI Value

COMPARED TO:  
ARKANSAS CVI VALUE

**0.51**

### Total Population

**13,024**

#### GENDER

**39%**

**61%**

#### AGE



### Past 5 years of CVI Performance



### GAIN

**▲ 14%**  
since 2018

### 2019 Creative Jobs

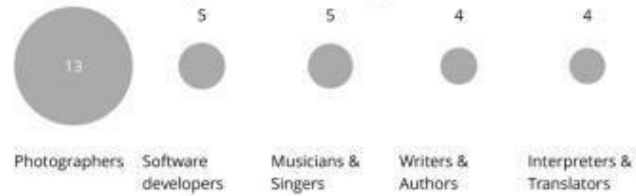


**86**

Total Creative Jobs

There are 12 more creative jobs in the region since 2018

### Occupations with greatest number of jobs



### 2019 Creative Industries



**\$3.2M**

Total Industry Sales

### Industries with greatest sales



### GAIN

**▲ 0%**  
since 2018

### 2019 Cultural Nonprofit




**\$0.0**


Nonprofit Revenues

There are \$0 more in revenues in the region since 2018

### NEA Appropriations History Fiscal Years 1966 to 2022



### ARKANSAS NON PROFIT ARTS PROGRAM & SPECIAL EVENTS REVENUE



Boot Camp Data Reports: Building Arkansas' Creative Economy through Arts + Technology





# ARKANSAS CREATIVE ECONOMY



## LITTLE RIVER COUNTY

### Creative Vitality Index

**0.10**  
CVI Value

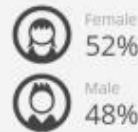
United States CVI = 1.0

COMPARED TO:  
ARKANSAS CVI VALUE  
**.19**

### Total Population

**12,180**

#### GENDER



#### AGE



### Past 5 years of CVI Performance



### GAIN

**▲ 9%**  
since 2019

### 2020 Creative Jobs



**79**

Total Creative Jobs

There are 7 more creative jobs in the region since 2019.

### Occupations with greatest number of jobs



Musicians & Singers

Molders, shapers, and casters

Photographers

Writers & Authors

Furnace and kiln operators

### 2020 Creative Industries



**\$973.0K**

Total Industry Sales

### Industries with greatest sales

#### Industry type

#### Industry Sales



### GAIN

**▲ 0%**  
since 2019

### 2020 Cultural Nonprofit



**\$0.0**

Nonprofit Revenues


There are \$0 more in revenues in the region since 2019.

### NEA Appropriations History

Fiscal Years 1966 to 2022



### ARKANSAS NON PROFIT ARTS PROGRAM & SPECIAL EVENTS REVENUE



Boot Camp Data Report Supporters: Building Arkansas' Creative Economy through Arts + Technology





# ARKANSAS ARTS + TECH IMPACTS



## LOGAN COUNTY

### Creative Vitality Index

**0.24**  
CVI Value

United States CVI = 1.0

COMPARED TO:  
ARKANSAS CVI VALUE  
**.45**

### Total Population

**21,410**

POPULATION	GENDER	AGE
21,410	50% Male / 50% Female	0-14, 15-24, 25-34, 35-44, 45-54, 55-64, 65-74, 75+

### Past 5 years of CVI Performance

Year	2016	2017	2018	2019	2020
CVI Value	0.16	0.20	0.26	0.22	0.24

**GAIN**

▲ **12%**  
since 2019

### 2020 Creative Jobs

**156**  
Total Creative Jobs

There are 18 more creative jobs in the region since 2019

### Occupations with greatest number of jobs

Occupation	Cabinetmakers and carpenters	Musicians & Singers	Photographers	Software developers	Writers & Authors
Count	23	14	14	7	7

**GAIN**

▲ **0%**  
since 2019

### 2020 Creative Industries

**\$11.0M**  
Total Industry Sales

### Industries with greatest sales

Industry type	Industry Sales
Wired Telecomm carriers	\$8.8M
Florists	\$605.7K
Artists, Writers, & Performers	\$391.6K
Custom Woodwork	\$250.1K
Newspaper Publishers	\$184.9K

**GAIN**

▲ **0%**  
since 2019

### 2020 Cultural Nonprofit

**\$70.9K**  
Nonprofit Revenues

There are \$0 more in revenues in the region since 2019

#### NEA Appropriations History

Fiscal Years 1966 to 2022

#### ARKANSAS NON PROFIT ARTS PROGRAM & SPECIAL EVENTS REVENUE

Boot Camp Data Report Supporters: Building Arkansas' Creative Economy through Arts + Technology





# ARKANSAS CREATIVE ECONOMY



## LONOKE COUNTY

2020 Data

### Creative Vitality Index

**0.16**  
CVI Value  
United States CVI = 1.0

COMPARED TO:  
ARKANSAS CVI VALUE  
**.31**

### Total Population

**73,921**

Category	Percentage
Female	51%
Male	49%

### Past 5 years of CVI Performance

Year	CVI Value
2016	0.22
2017	0.22
2018	0.20
2019	0.16
2020	0.16

**LOSS**

▼ **1%**  
since 2019

### 2020 Creative Jobs

**648**  
Total Creative Jobs

There are 8 less creative jobs in the region since 2019

### Occupations with greatest number of jobs

Occupation	Number of Jobs
Photographers	90
Musicians & Singers	46
Writers & Authors	36
Software developers	34
Interpreters & Translators	32

**GAIN**

▲ **0%**  
since 2019

### 2020 Creative Industries

**\$36.9M**  
Total Industry Sales

### Industries with greatest sales

Industry type	Industry Sales
Wired Telecomm carriers	\$14.2M
Museums	\$4.1M
Newspaper Publishers	\$2.3M
Software Publishers	\$1.6M
Book Publishers	\$1.3M

**GAIN**

▲ **0%**  
since 2019

### 2020 Cultural Nonprofit

**\$5.4K**  
Nonprofit Revenues

There are \$0 more in revenues in the region since 2019

### NEA Appropriations History

Fiscal Years 1966 to 2022

### ARKANSAS NON PROFIT ARTS PROGRAM & SPECIAL EVENTS REVENUE



# ARKANSAS ARTS + TECH IMPACTS



## MADISON COUNTY

**Creative Vitality Index**

**0.31**  
CVI Value  
United States CVI = 1.0

COMPARED TO:  
ARKANSAS CVI VALUE  
**.65**

**Total Population**

**16,644**

POPULATION	GENDER	AGE
16,644	Male 50% Female 50%	0-14 15-24 25-34 35-44 45-54 55-64 65-74 75+

**Past 5 years of CVI Performance**

Year	CVI Value
2016	0.22
2017	0.23
2018	0.24
2019	0.39
2020	0.31

**GAIN**

▲ **6%**  
since 2019

**2020 Creative Jobs**

**305**  
Total Creative Jobs

There are 17 more creative jobs in the region since 2019

**Occupations with greatest number of jobs**

Occupation	Number of Jobs
Software developers	80
Photographers	19
Graphic Designers	19
Interior Designers	12
Writers & Authors	11

**2020 Creative Industries**

**\$38.3M**  
Total Industry Sales

**Industries with greatest sales**

Industry type	Industry Sales
Wired Telecomm carriers	\$16.4M
Internet Publishing	\$10.9M
Commercial Screen Printing	\$2.9M
Jewelry and silverware manufacturing (new)	\$2.0M
Newspaper Publishers	\$1.2M

**GAIN**

▲ **0%**  
since 2019

**2020 Cultural Nonprofit**

**\$174.8K**  
Nonprofit Revenues

There are \$0 more in revenues in the region since 2019

**NEA Appropriations History**  
Fiscal Years 1966 to 2022

**ARKANSAS NON PROFIT ARTS PROGRAM & SPECIAL EVENTS REVENUE**

Boot Camp Data Report Supporters: Building Arkansas' Creative Economy through Arts + Technology



Arkansans for the Arts  
REPORT CREATED: 5.1.22



# ARKANSAS ARTS + TECH IMPACTS



## MARION COUNTY

2020 Data

### Creative Vitality Index

**0.16**  
CVI Value

United States CVI = 1.0

COMPARED TO:  
ARKANSAS CVI VALUE  
**.33**

### Total Population

**16,790**



### Past 5 years of CVI Performance



### GAIN

▲ 4%  
since 2019

### 2020 Creative Jobs



**161**

Total Creative Jobs

There are 7 more  
creative jobs in the  
region since 2019

### Occupations with greatest number of jobs



### 2020 Creative Industries



**\$39.5M**

Total Industry Sales

### Industries with greatest sales



### GAIN

▲ 100%  
since 2019

### 2020 Cultural Nonprofit



**\$1.8K**


Nonprofit Revenues:

There are \$2 K more in  
revenues in the region since  
2019

### NEA Appropriations History Fiscal Years 1966 to 2022



### ARKANSAS NON PROFIT ARTS PROGRAM & SPECIAL EVENTS REVENUE



Boot Camp Data Report Supporters: Building Arkansas' Creative Economy through Arts + Technology



Arkansans for the Arts  
REPORT CREATED: 5.1.22





# ARKANSAS CREATIVE ECONOMY



## MILLER COUNTY

**Creative Vitality Index**

**0.26**  
CVI Value

United States CVI = 1.0

COMPARED TO:  
ARKANSAS CVI VALUE

**.52**

**Total Population**

**43,177**

GENDER		AGE	
Female	51%	0-19	22%
Male	49%	20-24	6%
		25-44	22%
		45-64	24%
		65+	27%

**Past 5 years of CVI Performance**

Year	CVI Value
2016	0.31
2017	0.34
2018	0.29
2019	0.25
2020	0.26

**GAIN**

▲ **1%**  
since 2019

**2020 Creative Jobs**

**411**  
Total Creative Jobs

There are 4 more creative jobs in the region since 2019

**Occupations with greatest number of jobs**

Occupation	Number of Jobs
Photographers	53
Musicians & Singers	35
Writers & Authors	23
Graphic Designers	22
Molders, shapers, and casters	22

**2020 Creative Industries**

**\$72.5M**  
Total Industry Sales

**Industries with greatest sales**

Industry type	Industry Sales
Wired Telecomm carriers	\$26.0M
Commercial Gravure Printing	\$25.2M
Radio Networks	\$6.4M
Newspaper Publishers	\$4.2M
Graphic Design Services	\$1.5M

**GAIN**

▲ **0%**  
since 2019

**2020 Cultural Nonprofit**

**\$2.1M**  
Nonprofit Revenues

There are \$0 more in revenues in the region since 2019

**NEA Appropriations History**  
Fiscal Years 1966 to 2022

**ARKANSAS NON PROFIT ARTS PROGRAM & SPECIAL EVENTS REVENUE**



# ARKANSAS ARTS + TECH IMPACTS



## MISSISSIPPI COUNTY

### Creative Vitality Index

**0.16**  
CVI Value  
United States CVI = 1.0

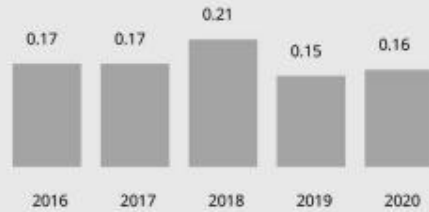
COMPARED TO:  
ARKANSAS CVI VALUE  
**.29**

### Total Population

**40,066**



### Past 5 years of CVI Performance



### GAIN

▲ **6%**  
since 2019

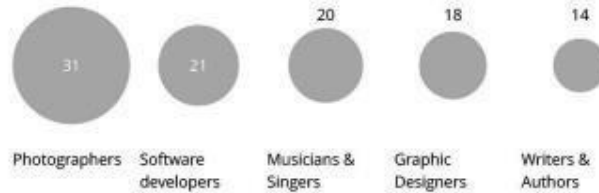
### 2020 Creative Jobs



**307**  
Total Creative Jobs

There are 17 more creative jobs in the region since 2019

### Occupations with greatest number of jobs



### 2020 Creative Industries



**\$71.2M**  
Total Industry Sales

### Industries with greatest sales

Industry type	Industry Sales
Support activities for printing (new)	\$60.8M
Commercial Gravure Printing	\$3.1M
Radio Stations	\$1.9M
Florists	\$771.9K
Newspaper Publishers	\$765.4K

### GAIN

▲ **0%**  
since 2019

### 2020 Cultural Nonprofit



**\$70.7K**  
Nonprofit Revenues

There are \$0 more in revenues in the region since 2019

### NEA Appropriations History Fiscal Years 1966 to 2022



### ARKANSAS NON PROFIT ARTS PROGRAM & SPECIAL EVENTS REVENUE



Boot Camp Data Report Supporters: Building Arkansas' Creative Economy through Arts + Technology





# ARKANSAS CREATIVE ECONOMY



## MONROE COUNTY

**Creative Vitality Index**

**0.21**  
CVI Value  
United States CVI = 1.0

COMPARED TO:  
ARKANSAS CVI VALUE  
**.40**

**Total Population**

**6,584**

GENDER		AGE	
Female	53%	18-24	2%
Male	47%	25-34	2%
		35-44	2%
		45-54	2%
		55-64	2%
		65+	2%

**Past 5 years of CVI Performance**

Year	CVI Value
2016	0.16
2017	0.17
2018	0.15
2019	0.19
2020	0.21

**GAIN**

▲ **2%**  
since 2019

**2020 Creative Jobs**

**43**  
Total Creative Jobs

There are 1 more creative jobs in the region since 2019

**Occupations with greatest number of jobs**

Occupation	Number of Jobs
Musicians & Singers	3
Writers & Authors	2
Public Relations	2
Editors	2
Software developers	2

**2020 Creative Industries**

**\$1.4M**  
Total Industry Sales

**Industries with greatest sales**

Industry type	Industry Sales
Newspaper Publishers	\$407.8K
Wired Telecomm carriers	\$362.1K
Jewelry Stores	\$286.8K
Radio Stations	\$122.8K
Artists, Writers, & Performers	\$88.0K

**GAIN**

▲ **0%**  
since 2019

**2020 Cultural Nonprofit**

**\$20.9K**  
Nonprofit Revenues

There are \$0 more in revenues in the region since 2019

**NEA Appropriations History**  
Fiscal Years 1966 to 2022

**ARKANSAS NON PROFIT ARTS PROGRAM & SPECIAL EVENTS REVENUE**



# ARKANSAS ARTS + TECH IMPACTS



## MONTGOMERY COUNTY

**Creative Vitality Index**

**0.16**  
CVI Value

United States CVI = 1.0

**COMPARED TO:  
ARKANSAS CVI VALUE  
.27**

**Total Population**

**9,006**

GENDER		AGE	
Female	51%	18-24	22%
Male	49%	25-34	22%

**Past 5 years of CVI Performance**

Year	CVI Value
2016	0.17
2017	0.18
2018	0.22
2019	0.14
2020	0.16

**GAIN**

**▲ 7%**  
since 2019

**2020 Creative Jobs**

**87**  
Total Creative Jobs

There are 6 more creative jobs in the region since 2019

**Occupations with greatest number of jobs**

Occupation	Number of Jobs
Photographers	9
Chefs and head cooks	5
Musicians & Singers	5
Architects (with exceptions)	4
Writers & Authors	4

**2020 Creative Industries**

**\$1.1M**  
Total Industry Sales

**Industries with greatest sales**

Industry type	Industry Sales
Wired Telecomm carriers	\$277.4K
Florists	\$240.6K
Caterers	\$221.9K
Specialized Design Services	\$137.9K
Fine Arts Schools	\$50.3K

**GAIN**

**▲ 0%**  
since 2019

**2020 Cultural Nonprofit**

**\$48.8K**  
Nonprofit Revenues

There are \$0 more in revenues in the region since 2019

**NEA Appropriations History**  
Fiscal Years 1966 to 2022

**ARKANSAS NON PROFIT ARTS PROGRAM & SPECIAL EVENTS REVENUE**



# ARKANSAS CREATIVE ECONOMY



## NEVADA COUNTY

2020 Data

### Creative Vitality Index

**0.25**  
CVI Value

United States CVI = 1.0

COMPARED TO:  
ARKANSAS CVI VALUE  
**.48**

### Total Population

**8,099**

GENDER		AGE					
Female	51%	0-19	21%	20-24	5%	25-44	21%
Male	49%	45-64	24%	65+	29%		

### Past 5 years of CVI Performance

Year	CVI Value
2016	0.11
2017	0.13
2018	0.19
2019	0.21
2020	0.25

**GAIN**

▲ **10%**  
since 2019

### 2020 Creative Jobs

**61**  
Total Creative Jobs

There are 6 more creative jobs in the region since 2019

### Occupations with greatest number of jobs

Occupation	Count
Molders, shapers, and casters	5
Musicians & Singers	4
Photographers	4
Floral Designers	4
Writers & Authors	3

**GAIN**

▲ **0%**  
since 2019

### 2020 Creative Industries

**\$5.1M**  
Total Industry Sales

### Industries with greatest sales

Industry type	Industry Sales
Tortilla mfg.	\$2.0M
Wired Telecomm carriers	\$1.9M
Florists	\$463.6K
Radio Stations	\$178.5K
Musical Supply Stores	\$141.9K

**GAIN**

▲ **0%**  
since 2019

### 2020 Cultural Nonprofit

**\$0.0**  
Nonprofit Revenues

There are \$0 more in revenues in the region since 2019

### NEA Appropriations History

Fiscal Years 1966 to 2022


### ARKANSAS NON PROFIT ARTS PROGRAM & SPECIAL EVENTS REVENUE



# ARKANSAS ARTS + TECH IMPACTS



## NEWTON COUNTY



Boot Camp Data Report Supporters: Building Arkansas' Creative Economy through Arts + Technology



Arkansas for the Arts  
REPORT CREATED: 5.1.22



# ARKANSAS CREATIVE ECONOMY



## OUACHITA COUNTY

### Creative Vitality Index

**0.21**  
CVI Value  
United States CVI = 1.0  
**COMPARED TO:**  
ARKANSAS CVI VALUE  
**.38**

### Total Population

**23,167**

#### GENDER

Female **52%**  
Male **48%**

#### AGE

0-19 **20%**  
20-24 **6%**  
25-44 **22%**  
45-64 **24%**  
65+ **28%**

### Past 5 years of CVI Performance



### GAIN

**▲ 3%**  
since 2019

### 2020 Creative Jobs

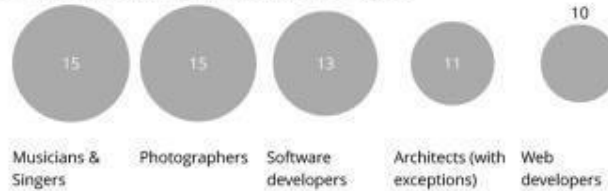


**212**

Total Creative Jobs

There are 6 more creative jobs in the region since 2019

### Occupations with greatest number of jobs



### 2020 Creative Industries



**\$14.3M**

Total Industry Sales

### Industries with greatest sales



### LOSS

**▼ 5%**  
since 2019

### 2020 Cultural Nonprofit



**\$83.8K**


Nonprofit Revenues

There are \$5 K less in revenues in the region since 2019

### NEA Appropriations History Fiscal Years 1966 to 2022



### ARKANSAS NON PROFIT ARTS PROGRAM & SPECIAL EVENTS REVENUE



Boot Camp Data Report Supporters: Building Arkansas' Creative Economy through Arts + Technology





# ARKANSAS ARTS + TECH IMPACTS



## PERRY COUNTY

2020 Data

**Creative Vitality Index**

**0.13**  
CVI Value  
United States CVI = 1.0

COMPARED TO:  
ARKANSAS CVI VALUE  
**.26**

**Total Population**

**10,327**

GENDER

Female 50%

Male 50%

AGE

18-24 10%

25-34 15%

35-44 15%

45-54 15%

55-64 15%

65+ 20%

**Past 5 years of CVI Performance**

Year	2016	2017	2018	2019	2020
CVI Value	0.12	0.13	0.13	0.12	0.13

**GAIN**

▲ **4%**  
since 2019

**81**  
Total Creative Jobs

There are 3 more creative jobs in the region since 2019

**Occupations with greatest number of jobs**

Occupation	Photographers	Musicians & Singers	Writers & Authors	Interpreters & Translators	Jewelers
Count	15	5	5	5	3

**2020 Creative Industries**

**\$4.0M**  
Total Industry Sales

**Industries with greatest sales**

Industry type	Industry Sales
Internet Publishing	\$1.5M
Coffee and tea mfg.	\$1.1M
Prepared sauce mfg.	\$373.2K
Photography, Portrait	\$251.5K
Artists, Writers, & Performers	\$209.8K

**GAIN**

▲ **0%**  
since 2019

**\$3.3K**  
Nonprofit Revenues

There are \$0 more in revenues in the region since 2019

**NEA Appropriations History**  
Fiscal Years 1966 to 2022

**ARKANSAS NON PROFIT ARTS PROGRAM & SPECIAL EVENTS REVENUE**





# ARKANSAS ARTS + TECH IMPACTS



## PHILLIPS COUNTY

**Creative Vitality Index**

**0.30**  
CVI Value

United States CVI = 1.0

COMPARED TO:  
ARKANSAS CVI VALUE  
**.53**

**Total Population**

**17,299**

POPULATION	GENDER	AGE
17,299	Male: 53%	0-14: 14%
	Female: 47%	15-24: 14%
		25-34: 14%
		35-44: 14%
		45-54: 14%
		55-64: 14%
		65-74: 14%
		75-84: 14%
		85-94: 14%
		95-104: 14%

**Past 5 years of CVI Performance**

Year	CVI Value
2016	0.26
2017	0.24
2018	0.28
2019	0.29
2020	0.30

**GAIN**

▲ **7%**  
since 2019

**2020 Creative Jobs**

**165**  
Total Creative Jobs

There are 11 more creative jobs in the region since 2019

**Occupations with greatest number of jobs**

Occupation	Number of Jobs
Photographers	27
Musicians & Singers	11
Writers & Authors	10
Interpreters & Translators	8
Software developers	8

**2020 Creative Industries**

**\$6.7M**  
Total Industry Sales

**Industries with greatest sales**

Industry type	Industry Sales
Wired Telecomm carriers	\$2.4M
Radio Networks	\$531.7K
Florists	\$465.4K
Radio Stations	\$388.8K
Artists, Writers, & Performers	\$354.4K

**LOSS**

▼ **7%**  
since 2019

**2020 Cultural Nonprofit**

**\$1.4M**  
Nonprofit Revenues

There are \$102 K less in revenues in the region since 2019

**NEA Appropriations History**  
Fiscal Years 1966 to 2022

**ARKANSAS NON PROFIT ARTS PROGRAM & SPECIAL EVENTS REVENUE**

Year	Revenue
2014	\$1,100,000
2015	\$1,100,000
2016	\$1,100,000
2017	\$1,100,000
2018	\$1,100,000
2019	\$1,100,000
2020	\$1,000,000



# ARKANSAS ARTS + TECH IMPACTS



## PIKE COUNTY

2020 Data

**Creative Vitality Index**

**0.39**  
CVI Value  
United States CVI = 1.0

COMPARED TO:  
ARKANSAS CVI VALUE  
**.73**

**Total Population**

**10,643**

GENDER	AGE
Female 50%	0-17 20%
Male 50%	18-24 12%
	25-34 12%
	35-44 12%
	45-54 12%
	55-64 12%
	65+ 12%

**Past 5 years of CVI Performance**

Year	CVI Value
2016	0.16
2017	0.19
2018	0.25
2019	0.34
2020	0.39

**GAIN**

▲ **6%**  
since 2019

**2020 Creative Jobs**

**95**  
Total Creative Jobs

There are 6 more creative jobs in the region since 2019

**Occupations with greatest number of jobs**

Occupation	Number of Jobs
Musicians & Singers	8
Photographers	7
Writers & Authors	6
Fine Artists	4
Chefs and head cooks	4

**2020 Creative Industries**

**\$5.0M**  
Total Industry Sales

**Industries with greatest sales**

Industry type	Industry Sales
Internet Publishing	\$1.8M
Libraries & Archives	\$738.1K
Florists	\$379.1K
Jewelry Stores	\$320.8K
Radio Stations	\$290.7K

**GAIN**

▲ **0%**  
since 2019

**2020 Cultural Nonprofit**

**\$0.0**  
Nonprofit Revenues

There are \$0 more in revenues in the region since 2019

**NEA Appropriations History**  
Fiscal Years 1966 to 2022

**ARKANSAS NON PROFIT ARTS PROGRAM & SPECIAL EVENTS REVENUE**


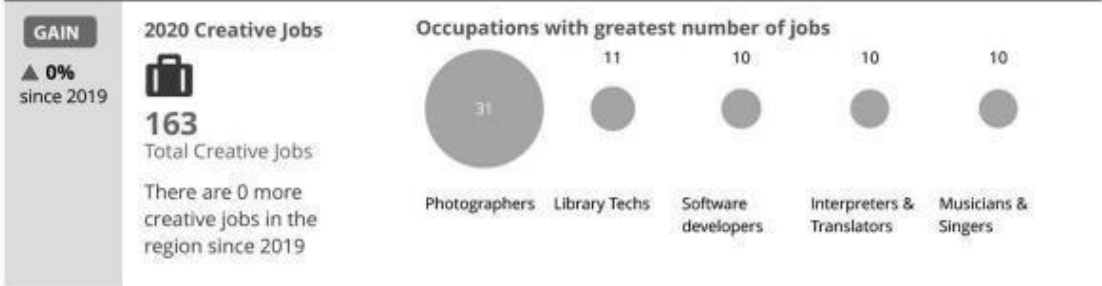
Boot Camp Data Report Supporters: Building Arkansas' Creative Economy through Arts + Technology



# ARKANSAS ARTS + TECH IMPACTS



## POINSETT COUNTY



Boot Camp Data Report Supporters: Building Arkansas' Creative Economy through Arts + Technology





# ARKANSAS ARTS + TECH IMPACTS



## POLK COUNTY

2020 Data

### Creative Vitality Index

**0.27**  
CVI Value

United States CVI = 1.0

COMPARED TO:  
ARKANSAS CVI VALUE  
**.52**

### Total Population

**19,707**



### Past 5 years of CVI Performance



### GAIN

▲ **0%**  
since 2019

### 2020 Creative Jobs




**223**

Total Creative Jobs

There are 1 more creative jobs in the region since 2019

### Occupations with greatest number of jobs



### 2020 Creative Industries



**\$8.6M**

Total Industry Sales

### Industries with greatest sales



### GAIN

▲ **2%**  
since 2019

### 2020 Cultural Nonprofit



**\$392.3K**

Nonprofit Revenues

There are \$9 K more in revenues in the region since 2019

### NEA Appropriations History Fiscal Years 1966 to 2022



### ARKANSAS NON PROFIT ARTS PROGRAM & SPECIAL EVENTS REVENUE



Boot Camp Data Report Supporters: Building Arkansas' Creative Economy through Arts + Technology





# ARKANSAS ARTS + TECH IMPACTS



## POPE COUNTY

2020 Data

**Creative Vitality Index**

**0.36**  
CVI Value

United States CVI = 1.0

COMPARED TO:  
ARKANSAS CVI VALUE  
**.66**

**Total Population**

**64,334**

GENDER	AGE
Female: 51%	18-24: 14%
Male: 49%	25-34: 14%
	35-44: 14%
	45-54: 14%
	55-64: 14%
	65-74: 14%
	75-84: 14%
	85+: 14%

**Past 5 years of CVI Performance**

Year	CVI Value
2016	0.40
2017	0.38
2018	0.39
2019	0.34
2020	0.36

**GAIN**

▲ **1%**  
since 2019

**667**  
Total Creative Jobs

There are 7 more creative jobs in the region since 2019

**Occupations with greatest number of jobs**

Occupation	Number of Jobs
Photographers	85
Musicians & Singers	51
Software developers	39
Writers & Authors	36
Interpreters & Translators	26

**2020 Creative Industries**

**\$42.4M**  
Total Industry Sales

**Industries with greatest sales**

Industry type	Industry Sales
Wired Telecomm carriers	\$19.3M
Radio Stations	\$3.3M
Jewelry Stores	\$2.9M
Commercial Gravure Printing	\$1.7M
Film & Video Exhibition	\$1.5M

**LOSS**

▼ **3%**  
since 2019

**\$982.8K**  
Nonprofit Revenues

There are \$28 thousand less in revenues in the region since 2019

**NEA Appropriations History**  
Fiscal Years 1966 to 2022

**ARKANSAS NON PROFIT ARTS PROGRAM & SPECIAL EVENTS REVENUE**

Boot Camp Data Report Supporters: Building Arkansas' Creative Economy through Arts + Technology





# ARKANSAS CREATIVE ECONOMY



## PRAIRIE COUNTY

**Creative Vitality Index**

**0.15**  
CVI Value  
United States CVI = 1.0

COMPARED TO:  
ARKANSAS CVI VALUE  
**.33**

**Total Population**

**7,966**

GENDER	AGE
Female: 50%	0-19: 22%
Male: 50%	20-24: 12%
	25-34: 22%
	35-44: 22%
	45-54: 12%
	55-64: 2%
	65-74: 2%
	75-84: 2%
	85+: 2%

**Past 5 years of CVI Performance**

Year	CVI Value
2016	0.12
2017	0.13
2018	0.14
2019	0.13
2020	0.15

**GAIN**

▲ **9%**  
since 2019

**2020 Creative Jobs**

**55**  
Total Creative Jobs

There are 5 more creative jobs in the region since 2019

**Occupations with greatest number of jobs**

Occupation	Number of Jobs
Musicians & Singers	7
Photographers	5
Chefs and head cooks	3
Writers & Authors	3
Art Directors	3

**2020 Creative Industries**

**\$3.5M**  
Total Industry Sales

**Industries with greatest sales**

Industry type	Industry Sales
Wired Telecomm carriers	\$2.3M
Newspaper Publishers	\$303.7K
Agents and Managers	\$281.3K
Caterers	\$161.2K
Periodical Publishers	\$118.9K

**GAIN**

▲ **0%**  
since 2019

**2020 Cultural Nonprofit**

**\$0.0**  
Nonprofit Revenues

There are \$0 more in revenues in the region since 2019

**NEA Appropriations History**  
Fiscal Years 1966 to 2022

**ARKANSAS NON PROFIT ARTS PROGRAM & SPECIAL EVENTS REVENUE**



# ARKANSAS CREATIVE ECONOMY



## PULASKI COUNTY

**Creative Vitality Index**

**0.99**  
CVI Value  
United States CVI = 1.0

COMPARED TO:  
ARKANSAS CVI VALUE  
**1.93**

**Total Population**  
**392,980**

GENDER		AGE					
Female	52%	0-14	12%	15-24	22%	25-34	22%
Male	48%	35-44	22%	45-54	22%	55+	22%

**Past 5 years of CVI Performance**

Year	CVI Value
2016	0.88
2017	0.88
2018	0.87
2019	0.85
2020	0.99

**LOSS**

▼ 4%  
since 2019

**2020 Creative Jobs**

**11,386**  
Total Creative Jobs

There are 472 less creative jobs in the region since 2019

**Occupations with greatest number of jobs**

Occupation	Number of Jobs
Software developers	1,465
Photographers	1,079
Musicians & Singers	659
Computer programmers	601
Writers & Authors	579

**2020 Creative Industries**

**\$1.5B**  
Total Industry Sales

**Industries with greatest sales**

Industry type	Industry Sales
Wired Telecomm carriers	\$363.2M
Commercial Gravure Printing	\$160.2M
Television Broadcasting	\$133.7M
Advertising Agencies	\$119.2M
Architectural Services	\$88.3M

**GAIN**

▲ 59%  
since 2019

**2020 Cultural Nonprofit**

**\$65.8M**  
Nonprofit Revenues

There are \$38.9 M more in revenues in the region since 2019

**NEA Appropriations History**  
Fiscal Years 1966 to 2022

**ARKANSAS NON PROFIT ARTS PROGRAM & SPECIAL EVENTS REVENUE**



# ARKANSAS ARTS + TECH IMPACTS



## RANDOLPH COUNTY

2020 Data

### Creative Vitality Index

**0.21**  
CVI Value  
United States CVI = 1.0

COMPARED TO:  
ARKANSAS CVI VALUE  
**.39**

### Total Population

**18,247**

POPULATION	GENDER	AGE
18,247 people	Female: 51%	Male: 49%

### Past 5 years of CVI Performance

Year	CVI Value
2016	0.21
2017	0.19
2018	0.24
2019	0.20
2020	0.21

**GAIN**

▲ **2%**  
since 2019

### 2020 Creative Jobs

**145**  
Total Creative jobs

There are 3 more creative jobs in the region since 2019

### Occupations with greatest number of jobs

Occupation	Number of Jobs
Cabinetmakers and carpenters	14
Photographers	11
Software developers	10
Writers & Authors	7
Musicians & Singers	7

**GAIN**

▲ **0%**  
since 2019

### 2020 Creative Industries

**\$9.7M**  
Total Industry Sales

### Industries with greatest sales

Industry type	Industry Sales
Wired Telecomm carriers	\$6.1M
Radio Stations	\$719.7K
Caterers	\$629.0K
Florists	\$302.9K
Newspaper Publishers	\$279.0K

**GAIN**

▲ **0%**  
since 2019

### 2020 Cultural Nonprofit

**\$153.3K**  
Nonprofit Revenues

There are \$0 more in revenues in the region since 2019

### NEA Appropriations History

Fiscal Years 1966 to 2022

### ARKANSAS NON PROFIT ARTS PROGRAM & SPECIAL EVENTS REVENUE

Boot Camp Data Report Supporters: Building Arkansas' Creative Economy through Arts + Technology







# ARKANSAS CREATIVE ECONOMY



## SALINE COUNTY

### Creative Vitality Index

**0.28**  
CVI Value

United States CVI = 1.0

COMPARED TO:  
ARKANSAS CVI VALUE  
**.55**

### Total Population

**123,968**



### Past 5 years of CVI Performance



### GAIN

▲ 1% since 2019

### 2020 Creative Jobs



**1,459**

Total Creative Jobs

There are 13 more creative jobs in the region since 2019

### Occupations with greatest number of jobs



### 2020 Creative Industries



**\$144.0M**

Total Industry Sales

### Industries with greatest sales

#### Industry type

Industry type	Industry Sales
Wired Telecomm carriers	\$58.4M
Pottery, ceramics, and plumbing fixture manufacturing (new)	\$23.2M
Commercial Gravure Printing	\$5.5M
Radio Stations	\$4.7M
Breweries	\$4.5M

### LOSS

▼ 6% since 2019

### 2020 Cultural Nonprofit



**\$288.9K**


Nonprofit Revenues

There are \$18 K less in revenues in the region since 2019

### NEA Appropriations History Fiscal Years 1966 to 2022



### ARKANSAS NON PROFIT ARTS PROGRAM & SPECIAL EVENTS REVENUE



Boot Camp Data Report Supporters: Building Arkansas' Creative Economy through Arts + Technology



WESTAF © Creative Vitality™ Suite 2022

Arkansans for the Arts  
REPORT CREATED: 4.18.22



# ARKANSAS ARTS + TECH IMPACTS



## SCOTT COUNTY

2020 Data

### Creative Vitality Index

**0.09**  
CVI Value  
United States CVI = 1.0

COMPARED TO:  
ARKANSAS CVI VALUE  
**.16**

### Total Population

**10,164**

POPULATION	GENDER	AGE
10,164 people	Female: 49%	0-14: 14%
	Male: 51%	15-24: 14%
		25-34: 14%
		35-44: 14%
		45-54: 14%
		55-64: 14%
		65-74: 14%
		75-84: 14%
		85-94: 14%
		95-104: 14%

### Past 5 years of CVI Performance

Year	CVI Value
2016	0.11
2017	0.10
2018	0.09
2019	0.09
2020	0.09

**GAIN**

▲ **2%**  
since 2019

### 2020 Creative Jobs

**55**  
Total Creative Jobs

There are 1 more creative jobs in the region since 2019

### Occupations with greatest number of jobs

Occupation	Number of Jobs
Photographers	4
Editors	4
Musicians & Singers	4
Writers & Authors	3
Chefs and head cooks	2

**GAIN**

▲ **0%**  
since 2019

### 2020 Creative Industries

**\$3.5M**  
Total Industry Sales

### Industries with greatest sales

Industry type	Industry Sales
Wired Telecomm carriers	\$3.0M
Radio Stations	\$178.9K
Internet Publishing	\$93.8K
Commercial Gravure Printing	\$58.4K
Artists, Writers, & Performers	\$41.9K

**GAIN**

▲ **0%**  
since 2019

### 2020 Cultural Nonprofit

**\$0.0**  
Nonprofit Revenues

There are \$0 more in revenues in the region since 2019

#### NEA Appropriations History

Fiscal Years 1966 to 2022

#### ARKANSAS NON PROFIT ARTS PROGRAM & SPECIAL EVENTS REVENUE

Boot Camp Data Report Supporters: Building Arkansas' Creative Economy through Arts + Technology





# ARKANSAS ARTS + TECH IMPACTS



SEARCY COUNTY

## Creative Vitality Index

**0.24**  
CVI Value  
United States CVI = 1.0

COMPARED TO:  
ARKANSAS CVI VALUE  
**.58**

Total Population  
**7,842**



## Past 5 years of CVI Performance



### GAIN

▲ 4% since 2019


## 2020 Creative Jobs



**74**  
Total Creative Jobs

There are 3 more creative jobs in the region since 2019

## Occupations with greatest number of jobs



## 2020 Creative Industries



**\$1.6M**  
Total Industry Sales

## Industries with greatest sales



### GAIN

▲ 0% since 2019

## 2020 Cultural Nonprofit




**\$0.0**  
Nonprofit Revenues  
There are \$0 more in revenues in the region since 2019

## NEA Appropriations History Fiscal Years 1966 to 2022



## ARKANSAS NON PROFIT ARTS PROGRAM & SPECIAL EVENTS REVENUE



Boot Camp Data Report Supporters: Building Arkansas' Creative Economy through Arts + Technology




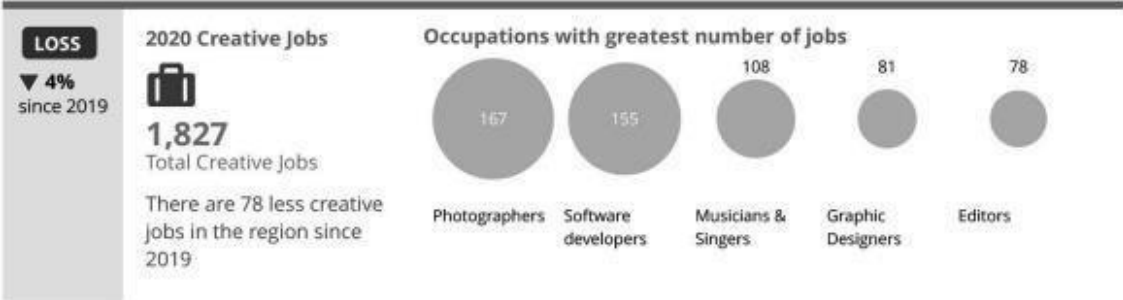
Arkansas for the Arts  
REPORT CREATED: 5.1.22



# ARKANSAS ARTS + TECH IMPACTS



## SEBASTIAN COUNTY



Boot Camp Data Report Supporters: Building Arkansas' Creative Economy through Arts + Technology



# ARKANSAS CREATIVE ECONOMY



## SEVIER COUNTY

2020 Data

**Creative Vitality Index**

**0.10**  
CVI Value

United States CVI = 1.0

COMPARED TO:  
ARKANSAS CVI VALUE  
**.20**

**Total Population**

**16,702**

GENDER		AGE	
Female	50%	0-19	21%
Male	50%	20-24	16%
		25-44	22%
		45-64	24%
		65+	17%

**Past 5 years of CVI Performance**

Year	CVI Value
2016	0.12
2017	0.11
2018	0.11
2019	0.10
2020	0.10

**LOSS**

▼ **2%**  
since 2019

**93**  
Total Creative Jobs

There are 2 less creative jobs in the region since 2019

**Occupations with greatest number of jobs**

Occupation	Count
Musicians & Singers	8
Software developers	6
Marketing managers	5
Writers & Authors	5
Photographers	5

**2020 Creative Industries**

**\$2.8M**  
Total Industry Sales

**Industries with greatest sales**

Industry type	Industry Sales
Radio Stations	\$1.4M
Wired Telecomm carriers	\$288.2K
Advertising Agencies	\$172.5K
Services, Advertising	\$135.6K
Photography, Portrait	\$102.9K

**GAIN**

▲ **0%**  
since 2019

**\$0.0**  
Nonprofit Revenues

There are \$0 more in revenues in the region since 2019

**NEA Appropriations History**  
Fiscal Years 1966 to 2022

**ARKANSAS NON PROFIT ARTS PROGRAM & SPECIAL EVENTS REVENUE**



# ARKANSAS ARTS + TECH IMPACTS



## SHARP COUNTY

**Creative Vitality Index**

**0.23**  
CVI Value

United States CVI = 1.0

**COMPARED TO:  
ARKANSAS CVI VALUE  
.43**

**Total Population**

**17,424**

POPULATION	GENDER	AGE
17,424 people	Female: 51%	0-10: 5%
	Male: 49%	11-24: 15%
		25-44: 25%
		45-64: 30%
		65+: 25%

**Past 5 years of CVI Performance**

Year	CVI Value
2016	0.20
2017	0.19
2018	0.23
2019	0.22
2020	0.23

**GAIN**

▲ 0% since 2019

**2020 Creative Jobs**

**122**  
Total Creative Jobs

There are 0 more creative jobs in the region since 2019

**Occupations with greatest number of jobs**

Occupation	Number of Jobs
Photographers	12
Musicians & Singers	9
Chefs and head cooks	6
Writers & Authors	6
Graphic Designers	5

**2020 Creative Industries**

**\$4.3M**  
Total Industry Sales

**Industries with greatest sales**

Industry type	Industry Sales
Wired Telecomm carriers	\$1.7M
Florists	\$400.5K
Pottery, ceramics, and plumbing fixture manufacturing (new)	\$349.1K
Radio Stations	\$331.9K
Film & Video Exhibition	\$215.8K

**GAIN**

▲ 0% since 2019

**2020 Cultural Nonprofit**

**\$18.0**  
Nonprofit Revenues



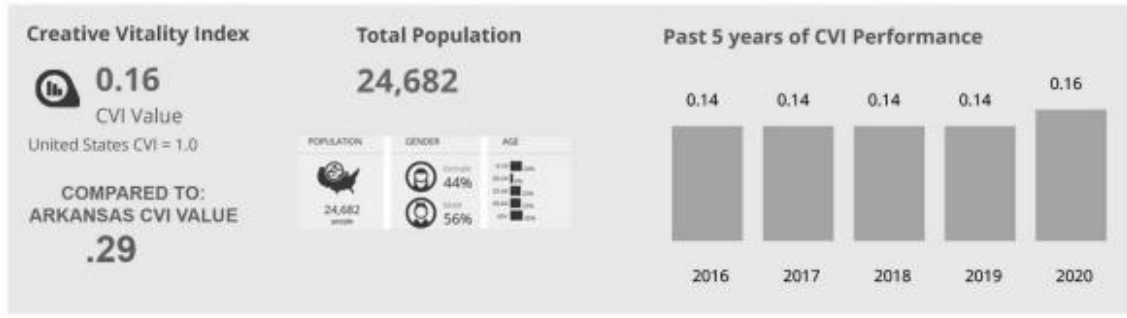
There are \$0 more in revenues in the region since 2019

**NEA Appropriations History**  
Fiscal Years 1966 to 2022

**ARKANSAS NON PROFIT ARTS PROGRAM & SPECIAL EVENTS REVENUE**

# ARKANSAS ARTS + TECH IMPACTS

ST. FRANCIS COUNTY


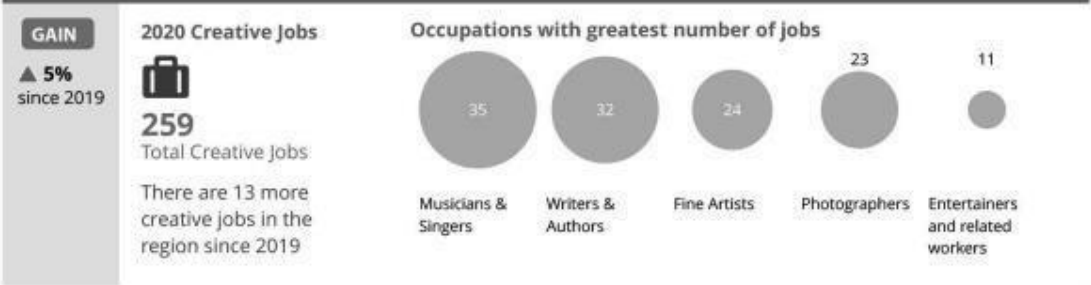
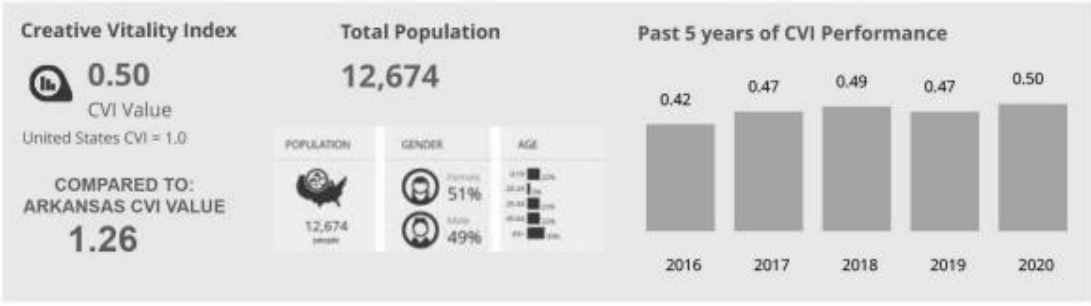


# ARKANSAS ARTS + TECH IMPACTS

SNAPSHOT

ARTS ARKANSAS FOR THE ARTS 2020 Data

STONE COUNTY





# ARKANSAS CREATIVE ECONOMY

UNION COUNTY

AR TS ARKANSAS FOR THE ARTS 2020 Data



### Creative Vitality Index

**0.92**  
CVI Value  
United States CVI = 1.0

COMPARED TO:  
ARKANSAS CVI VALUE  
**1.53.**

### Total Population

**38,219**

**GENDER**

Female **51%**

Male **49%**

**AGE**

0-19 22%

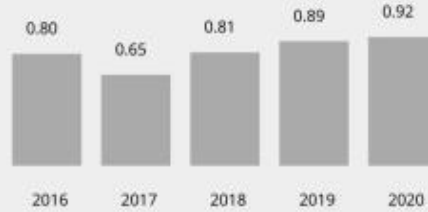
20-24 6%

25-44 22%

45-64 23%

65+ 27%

### Past 5 years of CVI Performance



**GAIN**

▲ **1%**  
since 2019

### 2020 Creative Jobs



**475**  
Total Creative Jobs

There are 6 more creative jobs in the region since 2019.

### Occupations with greatest number of jobs



### 2020 Creative Industries



**\$45.3M**  
Total Industry Sales

### Industries with greatest sales



**GAIN**

▲ **3%**  
since 2019

### 2020 Cultural Nonprofit



**\$15.2M**  
Nonprofit Revenues


There are \$513 K more in revenues in the region since 2019.

### NEA Appropriations History

Fiscal Years 1966 to 2022



### ARKANSAS NON PROFIT ARTS PROGRAM & SPECIAL EVENTS REVENUE



Boot Camp Data Report Supporters: Building Arkansas' Creative Economy through Arts + Technology







# ARKANSAS ARTS + TECH IMPACTS



## VAN BUREN COUNTY





# ARKANSAS ARTS + TECH IMPACTS



## WASHINGTON COUNTY

**Creative Vitality Index**

**1.03**  
CVI Value

United States CVI = 1.0

COMPARED TO:  
ARKANSAS CVI VALUE  
**1.92**

**Total Population**

**243,216**

POPULATION	GENDER	AGE
243,216 (2020)	Female 50%	18-24 14%
	Male 50%	25-34 14%

**Past 5 years of CVI Performance**

Year	CVI Value
2016	0.90
2017	1.00
2018	1.03
2019	1.03
2020	1.00

**GAIN**

▲ **5%**  
since 2019

**2020 Creative Jobs**

**6,866**  
Total Creative Jobs

There are 322 more creative jobs in the region since 2019

**Occupations with greatest number of jobs**

Occupation	Number of Jobs
Software developers	1,340
Photographers	503
Musicians & Singers	395
Writers & Authors	351
Architects (with exceptions)	253

**2020 Creative Industries**

**\$815.4M**  
Total Industry Sales

**Industries with greatest sales**

Industry type	Industry Sales
Tortilla mfg.	\$222.5M
Wired Telecomm carriers	\$136.0M
Commercial Gravure Printing	\$64.1M
Advertising Agencies	\$42.6M
Television Broadcasting	\$39.4M

**LOSS**

▼ **11%**  
since 2019

**2020 Cultural Nonprofit**

**\$46.8M**  
Nonprofit Revenues

There are \$5.6 M less in revenues in the region since 2019

**NEA Appropriations History**  
Fiscal Years 1966 to 2022


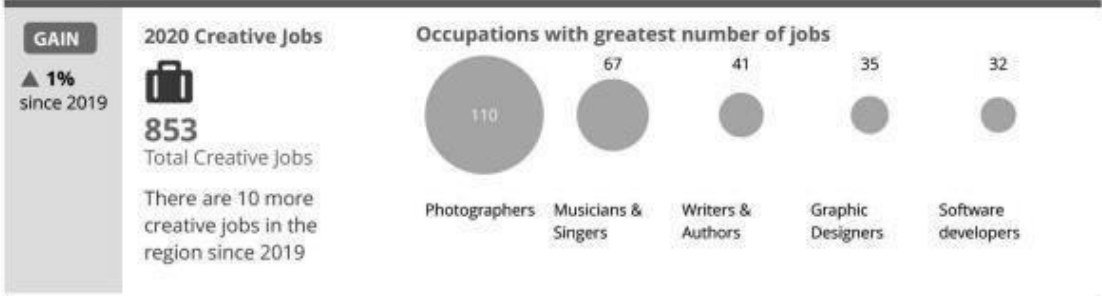
**ARKANSAS NON PROFIT ARTS PROGRAM & SPECIAL EVENTS REVENUE**



# ARKANSAS ARTS + TECH IMPACTS



## WHITE COUNTY



Boot Camp Data Report Supporters: Building Arkansas' Creative Economy through Arts + Technology






# ARKANSAS ARTS + TECH IMPACTS



## WOODRUFF COUNTY




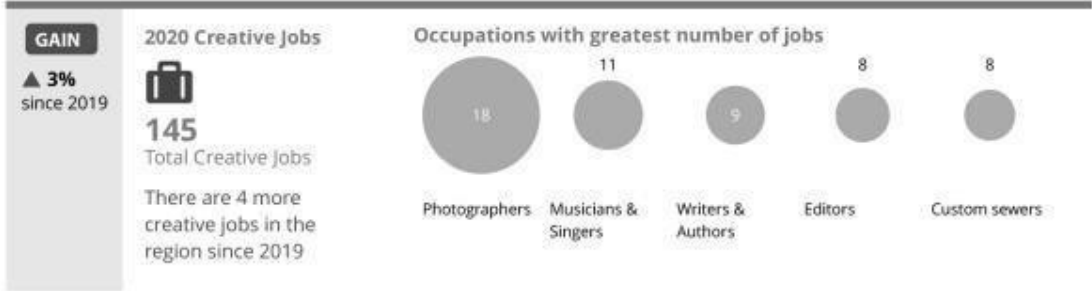
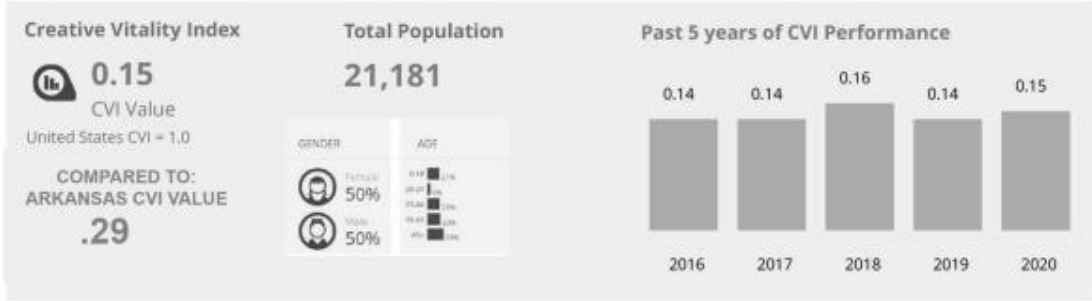


# ARKANSAS ARTS + TECH IMPACTS



## YELL COUNTY

2020 Data



Boot Camp Data Report Supporters: Building Arkansas' Creative Economy through Arts + Technology



## ARTS AND CULTURAL ASSET INVENTORY

### Arkansas Arts and Cultural Asset Inventory July 2022

This list includes entities that could be identified, and their existence verified, through internet searches as of July 2022. No claim is made that this list is comprehensive as the creation, and demise, of cultural entities changes regularly.

Arts District	Organization	Website	City
1	Theatre Squared	<a href="http://theatre2.org/">theatre2.org/</a>	Fayetteville
1	Folk School of Fayetteville	<a href="http://fayettevilleroots.org/">fayettevilleroots.org/</a>	Fayetteville
1	Symphony of NAW SONA Symphony of NWA	<a href="http://sonamusic.org/">sonamusic.org/</a>	Fayetteville
1	Opera in the Ozarks at Inspiration Point	<a href="http://opera.org/">opera.org/</a>	Eureka Springs
1	Northwest Arkansas Jazz Society	<a href="http://digjazz.com/">digjazz.com/</a>	Fayetteville
1	Institute for Creative Music	<a href="http://ifcmusic.org/">ifcmusic.org/</a>	Fayetteville
1	Musicians Inspiring Children	<a href="https://facebook.com/musiciansinspiringchildren/">facebook.com/musiciansinspiringchildren/</a>	Fayetteville
1	Arkansas Philharmonic	<a href="http://arphil.org/">arphil.org/</a>	Bentonville
1	Music on the Square	<a href="http://yellvillemusiconthesquare.com/">yellvillemusiconthesquare.com/</a>	Yellville
1	Arkansas Winds Community Concert Band	<a href="http://arkansaswinds.org/">arkansaswinds.org/</a>	Fayetteville
1	Bull Shoals Theater for the Arts	<a href="http://bullshoalstheater.net/">bullshoalstheater.net/</a>	Bull Shoals
1	Mountain Home Symphony	<a href="http://mountainhomesymphony.com/">mountainhomesymphony.com/</a>	Mountain Home
1	Arkansas State University - Mountain Home	<a href="http://asumh.edu/">asumh.edu/</a>	Mountain Home
1	Arkansas Choral Connection	<a href="https://sites.google.com/view/acchoircamp/home">sites.google.com/view/acchoircamp/home</a>	Springdale
1	Sweet Adelines International - Dazzling Diamonds Chorus	<a href="http://dazzlingdiamondschorus.org/">dazzlingdiamondschorus.org/</a>	Springdale
1	Ra-Ve Cultural Foundation	<a href="http://ra-veculturalfoundation.org/">ra-veculturalfoundation.org/</a>	Bentonville
1	ReggioBaby	<a href="http://reggiobaby.com/">reggiobaby.com/</a>	Bentonville
1	Northwest Arkansas Community College Integrated Design Lab	<a href="http://nwacc.edu/workforce/integrateddesign/integrateddesignlab">nwacc.edu/workforce/integrateddesign/integrateddesignlab</a>	Bentonville
1	Ozark Highlanders Pipe Band	<a href="http://ozarkhighlanders.org/">ozarkhighlanders.org/</a>	Fayetteville
1	Northwest Arkansas Audio Theatre	NWA Audio Theater	West Fork
1	Five and Dime Drama Collective	<a href="http://fiveanddimedramacollective.org/">fiveanddimedramacollective.org/</a>	Eureka Springs
1	Artist's Laboratory Theatre	<a href="http://artlabtheatre.com/">artlabtheatre.com/</a>	Bentonville
1	Ozark Blues Society of Northwest Arkansas	<a href="http://obsnwa.clubexpress.com/">obsnwa.clubexpress.com/</a>	Bentonville
1	The Auditorium	<a href="http://theaud.org">theaud.org</a>	Eureka Springs
1	Bella Vista Community Concert Band	<a href="http://bellavistacommunityband.org">bellavistacommunityband.org</a>	Bella Vista
1	Ozarks Chorale	<a href="http://theozarkschorale.org/">theozarkschorale.org/</a>	Eureka Springs
1	Ozark Mountains British Brass Band	<a href="https://facebook.com/OzarkMountainsBritishBrassBand/?ref=page_internal">facebook.com/OzarkMountainsBritishBrassBand/?ref=page_internal</a>	Springdale



1	Institute of Music Worship & the Arts	imwa.org/	Bella Vista
1	AR Public Theatre at the Victory Theatre Historic Downtown Rogers	arkansaspublictheatre.org/	Rogers
1	Arts Live Theatre	artslivetheatre.com/	Fayetteville
1	Twin Lakes Playhouse	twinlakesplayhouse.org/	Mountain Home
1	Arts One Presents	artsonepresents.org/	Springdale
1	Christian Campsite Association	campgalilee.net/index.html	Yellville
1	Fayetteville Public Library Foundation	faylib.org/foundation	Fayetteville
1	Ozark Ballet Theatre	ozarkballettheater.com	Centeron
1	Transformation Station	transformingnwa.org/	Fayetteville
1	Art Amiss Inc.	facebook.com/artamissnwa/	Fayetteville
1	Art Experience Inc.	theartexp.org/	Fayetteville
1	Art Libraries Society of North American - Central Plains Chapter	midstates.arlisna.org/	Fayetteville
1	Artists In Residence at Lucky Star Farm Inc.	luckystarfarmozarks.com/residency-program	Yellville
1	Lucky Star Farm	luckystarfarmozarks.com/	Yellville
1	Artists of Northwest Arkansas	artistsnwarkansas.com/	Fayetteville
1	Eureka Springs Arts Council	eukaspringsartwall.com	Eureka Springs
1	The Writers' Colony	writerscolony.org/	Eureka Springs
1	Bentonville Highschool Choir Boosters Inc.	bentonvillechoirs.com/	Bentonville
1	Harrison Community Choir Co.	facebook.com/HarrisonCommunityChoir	Harrison
1	AR Committee of the National Museum of Women in the Arts	acnmwa.org/	Rogers
1	Chapel on the Creeks Inc.	crosschurch.com/chapel-on-the-creeks/	Rogers
1	Eureka Springs School of the Arts Inc.	essa-art.org/	Eureka Springs
1	Gravette Historical Museum	facebook.com/GravetteHM/	Gravette
1	Friends of the Arkansas Missouri Railroad	facebook.com/amrrfriends/	Springdale
1	Friends of the Berryville Library Inc.	berryvillelibrary.org/friends-of-the-library/	Berryville
1	Rogers Historical Museum	rogershistoricalmuseum.org/	Rogers
1	Marion Chapter of the National Society Daughters of the American Revolution	arkansas-dar.org/arkansas-chapters/chapters-j- o/marion/	Fayetteville
1	Rogers Little Theatre	rogerslittletheater.org/	Rogers
1	Siloam Springs Center for the Arts	ssartcenter.org/	Siloam Springs

1	The Bella Vista Calico Cut-Ups	<a href="http://calicocutups.com/">calicocutups.com/</a>	Bella Vista
1	Open Strings	<a href="http://parknaconservatory.org/">parknaconservatory.org/</a>	Bentonville
1	Tired Iron of the Ozarks	<a href="http://tiredironoftheozarks.com/">tiredironoftheozarks.com/</a>	Siloam Springs
1	Elna M. Smith Foundation	<a href="http://greatpassionplay.org/">greatpassionplay.org/</a>	Eureka Springs
1	Arkansas Country Doctor Museum	<a href="http://drmuseum.net/">drmuseum.net/</a>	Lincoln
1	Vintage Bentonville	<a href="http://vintagebentonville.com/">vintagebentonville.com/</a>	Bentonville
1	Powell Historical Preservation Society	<a href="https://facebook.com/PowellHistoricalPreservationSociety/">facebook.com/PowellHistoricalPreservationSociety/</a>	Bella Vista
1	Arkansas Air and Military Museum	<a href="http://arkansasairandmilitary.com/">arkansasairandmilitary.com/</a>	Fayetteville
1	Bomber Alumni House	<a href="https://facebook.com/BomberAlumniHouse/">facebook.com/BomberAlumniHouse/</a>	Mountain Home
1	Aviation Cadet Museum	<a href="http://aviationcadet.org/forum.aspx">aviationcadet.org/forum.aspx</a>	Eureka Springs
1	Bentonville Historical Museum	<a href="http://bentonvillehistorymuseum.org/">bentonvillehistorymuseum.org/</a>	Bentonville
1	St. Joe Depot Historical Museum	<a href="https://facebook.com/StJoeDepotMNA/">facebook.com/StJoeDepotMNA/</a>	Saint Joe
1	Clinton House Museum	<a href="http://clintonhousemuseum.org/">clintonhousemuseum.org/</a>	Fayetteville
1	Lowell Historical Museum Foundation of NWA	<a href="http://lowellarkansas.gov/departments/lowell-museum/foundation.aspx">lowellarkansas.gov/departments/lowell-museum/foundation.aspx</a>	Lowell
1	Walton Arts Center Council	<a href="http://waltonartscenter.org/">waltonartscenter.org/</a>	Fayetteville
1	Crystal Bridges Museum of American Art	<a href="http://crystalbridges.org/">crystalbridges.org/</a>	Bentonville
1	The Momentary	<a href="http://themomentary.org/">themomentary.org/</a>	Bentonville
1	Scott Family Amazeum	<a href="http://amazeum.org/">amazeum.org/</a>	Bentonville
1	Historic Cane Hill	<a href="http://historiccanehillar.org/">historiccanehillar.org/</a>	Cane Hill
1	Historic Cane Hill Museum	<a href="http://historiccanehillar.org/museum/">historiccanehillar.org/museum/</a>	Cane Hill
1	Barbershop Harmony Society - A107 Greater Ozarks Chapter	<a href="http://ozarkbarbershopharmony.org">ozarkbarbershopharmony.org</a>	Bella Vista
1	Fayetteville Band Boosters	<a href="http://fayettevilleband.com/Fayetteville_High_School_Band/Boosters.html">fayettevilleband.com/Fayetteville_High_School_Band/Boosters.html</a>	Fayetteville
1	Music Education Initiative	<a href="http://musiceducationinitiative.org/">musiceducationinitiative.org/</a>	Rogers
1	Arkansas Soul Media	<a href="http://argotsoul.com/">argotsoul.com/</a>	West Fork
1	Siloam Springs Heritage Foundation	<a href="http://siloamspringsheritage.org/">siloamspringsheritage.org/</a>	Siloam Springs
1	Bffoundation	<a href="http://bentonvillefilm.org/">bentonvillefilm.org/</a>	Bentonville
1	Visual and Performing Arts Center at Fenix	<a href="http://fenixarts.org/">fenixarts.org/</a>	Fayetteville
1	Ozark Traditional Arts	<a href="https://facebook.com/OzarkTraditionalArts/">facebook.com/OzarkTraditionalArts/</a>	Fayetteville
1	Trillium Salon Series	<a href="http://trilliumsalonseries.com/">trilliumsalonseries.com/</a>	Fayetteville

1	Arkansas Marching Arts Association	armarchingarts.org/	Siloam Springs
1	Northwest Arkansas Oral History Project	nwaoralhistory.org/	Bentonville
1	Ozark Creative Artists	facebook.com/groups/785106671902114/	Bella Vista
1	Prairie Grove Historical Society	pghistoricalociety.com/	Prairie Grove
1	Your Media	your-media.org/	Fayetteville
1	Arkansas International Literary Magazine	arkint.org/	Fayetteville
1	Voice of Diversity	voiceofdiversity.org/	Bentonville
1	Art Libraries Society of North America/Central Plains	centralplains.arlisna.org/	Fayetteville
1	Arkansas Association of Instructional Media	aaimk12.org/	Mountain Home
1	Northwest Arkansas Film and Entertainment Commission	filmnwa.org/	Eureka Springs
1	KCMH Radio	kcmhradio.org/	Mountain Home
1	North Arkansas Performing Arts Coalition (NAPAC)	oirn.net/NAPAC/#body	Harrison
1	Bella Vista Community Television Association	bellavistatv.com/	Bella Vista
1	Northwest Arkansas Tourism Association	northwestarkansas.org/	Bentonville
1	11th Airborne Division Association	11airbornedivision.com	Rogers
1	Fayetteville Film Fest	Fayetteville Film Fest   Film Festival   United States	Fayetteville
1	University of Arkansas Division of Economic Development	economicdevelopment.uark.edu/	Fayetteville
1	MY-T-BY-DESIGN Therapeutic Art Studio	mytbydesign.com/	Fayetteville
1	University of Arkansas Music Department - Jazz Area	fulbright.uark.edu/departments/music/areas-of-study/jazz-area.php	Fayetteville
1	Community Creative Center	communitycreativecenter.org/	Fayetteville
1	The Great Passion Play	greatpassionplay.org/	Eureka Springs
1	Buffalo River Arts	buffaloriverarts.org/	Jasper
1	Ozarks Arts Council/Lyric Theater	thelyricharrison.org/	Harrison
1	Runway Group	runwaynwa.com/	Bentonville
1	Creative Arkansas Community Hub & Exchange	cachecreate.org/	Springdale
1	Tesseract - University of Arkansas	tesseract.uark.edu/	Fayetteville
1	Causeway Studios	causewaystudios.com/	Springdale
1	Rockhill Studios	rockhill.studio/	Fayetteville

1	Art Bridges Foundation	artbridgesfoundation.org/	Bentonville
1	Buffalo River Historic Jail & Museum	facebook.com/BuffaloRiverHistoricJailandMuseum/ /	Marshall
1	Siloam Springs Museum	siloamspringsmuseum.com	Siloam Springs
1	Tontitown Historical Museum	tontitown.com/tontitown/museum/	Tontitown
1	UA STEM Center for Math and Science Education	cmase.uark.edu	Fayetteville
2	Arkansas Quilt Trail	arkansasquilttrails.com/	Mountain View
2	Edensong Chorale	facebook.com/EdenSonng	Heber Springs
2	Jackson County Community Theater	facebook.com/JacksonCoTheatre/	Newport
2	Iron Mountain Regional Arts Council	m.facebook.com/Iron-Mountain-Regional-Arts-Council-223306601021780/	Jacksonport
2	North Arkansas Dance Theater	NADT Home	Mountain View
2	North Central Arkansas Foundation For the Arts and Education	ncafae.org/	Fairfield Bay
2	Arts Center of North Arkansas	artscenterofnortharkansas.com	Cherokee Village
2	Batesville Community Theatre	bctarkansas.com	Batesville
2	Ken Theatre League	facebook.com/groups/9966257767/	McCrary
2	Committee of 100 for the Ozark Folk Center	ofc100.org	Mountain View
2	Ozark Folk Center State Park	arkansasstateparks.com/parks/ozark-folk-center-state-park	Mountain View
2	Daughters of the American Colonists	nsdac.org	Sulphur Rock
2	Performing Arts Center On the Square	onthestage.tickets/performing-arts-center-on-the-square	Searcy
2	The Fairfield Bay Community Foundation	arcf.org	Fairfield Bay
2	United Daughters of the Confederacy	sites.rootsweb.com/~arudc/Chapters.html	Heber Springs
2	Old Independence Regional Museum	oirm.org/	Batesville
2	Calico Rock Community Foundation	calicorockmuseum.com	Calico Rock
2	Hardy History Association	facebook.com/groups/517167505804298/	Hardy
2	Jackson County Community Theatre	facebook.com/JacksonCoTheatre/	Newport
2	Cash's White River Theater	whiterivertheater.com	Mountain View
2	Jacksonport State Park	arkansasstateparks.com/parks/jacksonport-state-park	Newport

2	Stone County Museum	<a href="http://arkansas.com/mountain-view/attractions-culture/stone-county-museum">arkansas.com/mountain-view/attractions-culture/stone-county-museum</a>	Mountain View
2	Lewis "Tony" Finley STEM Center	<a href="http://harding.edu/academics/colleges-departments/education/math-science-center">harding.edu/academics/colleges-departments/education/math-science-center</a>	Searcy
3	Sonny Blue Boys Society	<a href="http://kingbiscuitfestival.com/">kingbiscuitfestival.com/</a>	Helena
3	Christian International Network of Churches	<a href="http://prophetkyle.com">prophetkyle.com</a>	Helena
3	Show of Wonders	<a href="http://rockyclements.com">rockyclements.com</a>	Jonesboro
3	King Biscuit Blues Society	<a href="http://kingbiscuitfestival.com/">kingbiscuitfestival.com/</a>	Helena
3	Link Theatre Company	<a href="http://thelinktheatre.org">thelinktheatre.org</a>	Jonesboro
3	Theatredge	<a href="http://theatredge.com">theatredge.com</a>	Jonesboro
3	Sound Expressions Music Outreach	<a href="http://soundexpressions.org/">soundexpressions.org/</a>	Paragould
3	Collins Theatre Foundation	<a href="http://collinstheatre.com">collinstheatre.com</a>	Paragould
3	Osceola Main Street Inc.	<a href="https://facebook.com/Osceola-Main-Street-Inc-1279678065395519/">facebook.com/Osceola-Main-Street-Inc-1279678065395519/</a>	Osceola
3	Helena Little Theatre	<a href="http://helenalittletheatre.com">helenalittletheatre.com</a>	Helena
3	Sultana Historical Preservation Society Inc.	<a href="http://sultanadisastermuseum.com">sultanadisastermuseum.com</a>	Marion
3	Arts Council of Mississippi County	<a href="http://artsmissco.org/">artsmissco.org/</a>	Blytheville
3	Forrest City Little Theatre	<a href="https://facebook.com/groups/1055425531199847/">facebook.com/groups/1055425531199847/</a>	Forrest City
3	Little Theatre of Crittenden County Inc.	<a href="https://facebook.com/TheLittleTheatreofCrittendenCounty/">facebook.com/TheLittleTheatreofCrittendenCounty/</a>	West Memphis
3	Blytheville Ritz Foundation	<a href="http://ritzciviccenter.com">ritzciviccenter.com</a>	Blytheville
3	Northeast Arkansas Visual Arts League Inc.	<a href="http://neaval.weebly.com/">neaval.weebly.com/</a>	Jonesboro
3	Stage Theater Co.	<a href="http://thestagetheaterco.com">thestagetheaterco.com</a>	Jonesboro
3	Elaine Legacy Center	<a href="http://elainelegacycenter.org/">elainelegacycenter.org/</a>	Elaine
3	DGM Association	<a href="http://deltagatewaymuseum.weebly.com/">deltagatewaymuseum.weebly.com/</a>	Blytheville
3	Helena Museum of Phillips County	<a href="http://helenamuseum.com/">helenamuseum.com/</a>	Helena
3	Eddie Mae Herron Center	<a href="http://herroncenter.org/">herroncenter.org/</a>	Pocahontas
3	National Cold War Center	<a href="http://nationalcoldwarcenter.com">nationalcoldwarcenter.com</a>	Blytheville
3	Arkansas Business and Education Alliance	<a href="http://arkansascholars.org/abea">arkansascholars.org/abea</a>	Whitehall
3	Speak-On-It Radio	<a href="https://facebook.com/Speak-On-It-1410868175801287/">facebook.com/Speak-On-It-1410868175801287/</a>	Forrest City
3	Soncom Media Productions	<a href="http://soncommedia.com/">soncommedia.com/</a>	Jonesboro
3	The Imperial Dinner Theatre	<a href="http://imperial.wellattended.com/">imperial.wellattended.com/</a>	Pocahontas

3	Arkansas State University - College of Engineering & Computer Science	astate.edu/Engineering	Jonesboro
3	Arkansas State University Department of Art + Design	astate.edu/college/liberal-arts/departments/art-and-design/	Jonesboro
3	Arkansas State University Museum	astate.edu/a/museum/	Jonesboro
3	A-State Delta STEM Education Center	astate.edu/college/education/services/delta-stem-education-center/	Jonesboro
3	A-State Rural STEM Education Center	astate.edu/college/education/services/rural-stem-education-center/	Jonesboro
3	Bradbury Art Museum	bradburyartmuseum.org/	Jonesboro
3	New York Institute of Technology	nyit.edu/arkansas	Jonesboro
3	Delta Center For Economic Development	astate.edu/a/deltaced/	Jonesboro
3	Hoxie the First Stand Inc.	hoxiethefirststand.org/	Walnut Ridge
3	Southern Tenant Farmers Museum	stfm.astate.edu/	Tyronza
3	Historic Dyess Colony: Johnny Cash Boyhood Home	dyesscash.astate.edu/	Dyess
3	Hemingway-Pfeiffer Museum and Educational Center	hemingway.astate.edu/	Piggott
3	Historic V.C. Kays House	kayshouse.astate.edu/	Jonesboro
3	Arkansas Delta Byways	deltabyways.com/	Jonesboro
3	A-State Heritage Sites	arkansasheritagesites.astate.edu/	Jonesboro
3	Delta Cultural Center	arkansasheritage.com/delta-cultural-center/delta-cultural-center-home	Helena
3	Delta Gateway Museum	deltagatewaymuseum.weebly.com/	Blytheville
3	Hampson Archeological Museum State Park	arkansasstateparks.com/parks/hampson-archeological-museum-state-park	Wilson
3	Parkin Archeological State Park	arkansasstateparks.com/parks/parkin-archeological-state-park	Parkin
3	Powhatan Historic State Park	arkansasstateparks.com/parks/powhatan-historic-state-park	Powhatan
3	Rector Community Museum	rectormuseum.com/	Rector
4	Shane Bailey Memorial Music Society	facebook.com/ShaneBaileyMemorial/	Fort Smith
4	Ouachita Little Theater	ouachitalittletheatre.org/	Mena
4	Fort Smith Little Theater	fslt.org/	Fort Smith

4	The Forth Smith Chorale Association	fortsmithchorale.com/	Fort Smith
4	Western Arkansas Ballet	waballet.org/	Fort Smith
4	Arkansas Choral Directors Association	aracda.org/about/	Alma
4	Fort Smith Symphony Association	fortsmithsymphony.org/	Fort Smith
4	Artistic Audience & Community Live Inc.	artistaudiencecommunitylive.com/	Fort Smith
4	Arts Society of the Ozark	facebook.com/ArtsSocietyofOzark	Ozark
4	Community School of the Arts	Home   Community School of the Arts   Fort Smith (csafortsmith.org)	Fort Smith
4	Friends of the Drennen-Scott Historical Site	facebook.com/Drennen-Scott-Historic-Site-274534556013842/	Van Buren
4	Prairie Grove Battlefield State Park	arkansasstateparks.com/parks/prairie-grove-battlefield-state-park	Prairie Grove
4	Friends of the Prairie Grove Battlefield Park	facebook.com/PGBSPfriends/	Prairie Grove
4	Heartland Classics/Antique and Classic Boat Society	heartlandclassics.org	Mena
4	Museum of the Hardwood Tree	hardwoodtreemuseum.org/history/	Fort Smith
4	The Fort Smith Historical Society	fortsmithhistory.org/	Fort Smith
4	Peak Innovation Center - Fort Smith Schools	fortsmithschools.org/peak	Fort Smith
4	Arkansas College of Osteopathic Medicine	arcom.achehealth.edu/	Fort Smith
4	Fort Smith Regional Art Museum	fsram.org/	Fort Smith
4	University of Arkansas - Fort Smith	uafs.edu/	Fort Smith
4	University of Arkansas - Fort Smith, Department of Art & Design	uafs.edu/academics/colleges-and-schools/college-of-arts-and-sciences/departments/art-and-design.php	Fort Smith
4	Fort Smith Center for Economic Development	uafs.edu/ced/index.php	Fort Smith
4	U.S. Marshals Museum	usmmuseum.org/	Fort Smith
4	River Valley Museum of Van Buren	vanburen.org	Van Buren
4	Fort Smith Museum of History	fortsmithmuseum.org/	Fort Smith
4	Fort Smith Trolley Museum	fstm.org/	Fort Smith
4	64/6 Downtown	646downtown.com/	Fort Smith
4	Arts on Main	art-ed.org/	Van Buren
4	Scott County Museum of History	scomoh.com	Waldron
4	Arts Walk	theartswalk.com	Fort Smith

4	River Valley Film Society	fortsmithfilm.com	Fort Smith
4	Dayton Community Building Auxiliary	facebook.com/pages/category/Community-Organization/Dayton-Community-Building-Auxiliary-Inc-212580275476447/	Huntington
4	Artup Mulberry	facebook.com/people/ArtUp-Mulberry/100057204440126/	Mulberry
4	CyberSpyder Marketing	cyberspyder.net/	Fort Smith
4	Community Radio	kawx.org/	Mena
4	ArcBest Performing Arts Center	fortsmithconventioncenter.org	Fort Smith
4	STEM Education Center - UA Fort Smith	education.uafs.edu/education/uafs-stem-education-center	Fort Smith
5	The Montgomery County Council for the Performing Arts	mtidachamber.com/	Mount Ida
5	Entertainment Foundation	theentertainmentfoundation.org/	Hot Springs
5	National Federation of Music Clubs - Hot Springs Music Club	hotspringsmusicclub.com/	Hot Springs
5	Arkansas School Band & Orchestra Association	asboa.org/	Russellville
5	Pocket Theatre	pockettheatre.com/	Hot Springs
5	Hot Springs Jazz Society	Hot Springs Jazz Society (hsjazzsociety.org)	Hot Springs Natl Park
5	Hot Springs Area Cultural Alliance	hotspringsarts.org/	Hot Springs Natl Park
5	Hot Springs Village Concerts Association	hsvconcerts.com	Hot Springs
5	Russellville Band Boosters Club	facebook.com/groups/1128768040507674/about	Russellville
5	Hot Springs Village Players	hsvplayers.com/	Hot Springs
5	Clark County Arts and Humanities Council	ccahc.org/	Arkadelphia
5	Arts Council of Conway County Inc.	rialtomorrilton.weebly.com/	Morrilton
5	Arkadelphia Little Theatre	arkadelphialittlethe.wixsite.com/theatre/home	Arkadelphia
5	Hot Springs Children's Dance Theatre Co.	hscdtc.org/	Hot Springs
5	Arkadelphia Arts Center	facebook.com/ArkadelphiaArtsCenter	Arkadelphia
5	Center for the Arts Foundation Inc.	russellvillecenter.net/?fbclid=IwAR0WgQ0cybR64wv5uKs89gkMVMd7AcN7v9ewR-59Mmb2qi4HVL_DUem0JIs	Russellville



5	Friends of the Malvern-Hot Springs County Library	hsclibrary.arkansas.gov/about-us/friends-of-the-library/	Malvern
5	Arkansas Learning Through the Arts	altta.org/	Hot Springs Village
5	National Society of the Sons of the American Revolution	sar.org/	Hot Springs
5	Sovereign Nation of the Chickamauga Cherokee Tribe	chickamauganation.com/	Russellville
5	The Muses Inc.	themusesproject.org/	Hot Springs
5	The Power Band Organization	sites.google.com/a/lhwolves.net/power-band-of-arkansas/Home?authuser=0	Hot Springs
5	Museum of Automobiles	museumofautos.com/	Morrilton
5	Heritage House Museum of Montgomery County	mountidamuseum.org/	Mount Ida
5	Turtle Island Hall of Honor	turtleislandhallofhonor.com/	Bonnerdale
5	Mid America Science Museum (MASM)	midamericamuseum.org/	Hot Springs
5	Ouachita River Art Guild - Hot Spring County Arkansas	facebook.com/groups/409168199892795	Malvern
5	Johnson County Community Radio	jccradio.org	Clarksville
5	Hot Springs Documentary Film Institute	hsdfi.org/	Hot Springs
5	Hot Springs Workforce Development	dws.arkansas.gov/	Hot Springs
5	National Park College Makerspace	np.edu/academics/it-center-excellence/makerspace.aspx	Hot Springs Natl Park
5	Low Key Arts	lowkeyarts.org/	Hot Springs
5	Arkansas School for Math, Sciences, and the Arts - Hot Springs	asmsa.org/	Hot Springs Natl Park
5	Visit Hot Springs	hotsprings.org/	Hot Springs
5	Henderson State University	hsu.edu/	Arkadelphia
5	Huie Library - Henderson State University	hsu.edu/pages/academics/huie-library/	Arkadelphia
5	Lake Dardanelle State Park	arkansasstateparks.com/parks/lake-dardanelle-state-park	Russellville
5	Ouachita Baptist University - Archives and Special Collections	obu.edu/archives/	Arkadelphia

5	The STEM Center at Henderson State University	hsu.edu/stemcenter	Arkadelphia
5	ATU STEM Education Collaborative	atu.edu/stem	Russellville
6	Arkansas Repertory Theatre Company	therep.org/	Little Rock
6	Arkansas Symphony Orchestra Society (ASO)	arkansassymphony.org/	Little Rock
6	Trike Theater for Youth	triketheatre.org/	Bentonville
6	Argenta Community Theater	argentacommunitytheater.org/	North Little Rock
6	Ballet Arkansas	balletarkansas.org/	Little Rock
6	Art Porter Music Education	artporter.org/	Little Rock
6	Opera in The Rock	oitr.org/	Little Rock
6	Conway Symphony Orchestra	conwaysymphony.org/	Conway
6	Community Theatre of Cabot	facebook.com/CommunityTheatreOfCabot/	Cabot
6	Stage Door Collective	stagedoorcollective.org/	Conway
6	Top of the Rock Chorus	topoftherockchorus.com/	Little Rock
6	ACANSA Arts Festival	acansa.org/	North Little Rock
6	Conway Area Men's Chorus	conwaymenschorus.com	Conway
6	New Deal Salon Concerts and Gallery	tatianaroitmanmann.com	Little Rock
6	Teebodans	teebodans.org/	Little Rock
6	Ozark Living Newspaper	Theatre Company   Ozark Living Newspaper Theatre   United States	Conway
6	Brandon House Cultural and Performing Arts Center	brandonhouseperformingartscenter.org/	Little Rock
6	Arkansas Festival Ballet	arkansasfestivalballet.org	Little Rock
6	Arkansas Dance Network	ardancenetwork.org	Little Rock
6	Little Rock Wind Symphony	lrwinds.org/	Little Rock
6	Arkansas Scottish Country Dance Society	arkansasscottishcountrydancing.com/	Little Rock
6	Arkansas Choral Society	lovetosing.org	Little Rock
6	Arkansas Chamber Singers	ar-chambersingers.org	Little Rock
6	Arkansas STEM Coalition	facebook.com/arstemcoalition	Little Rock
6	AC Productions	theacproductions.com/	Little Rock
6	Creative Institute of Central Arkansas	creativeinstitute.org	Conway
6	Windgate Museum of Art at Hendrix College	windgatemuseum.org/	Conway
6	University of Central Arkansas	uca.edu/	Conway

6	University of Central Arkansas - Geography Department	<a href="http://uca.edu/geography/">uca.edu/geography/</a>	Conway
6	UCA Institute for STEM Professional Development and Education Research (UCA STEM Institute)	<a href="http://uca.edu/steminstitute/">uca.edu/steminstitute/</a>	Conway
6	Center for Community and Economic Development	<a href="http://uca.edu/cced/">uca.edu/cced/</a>	Conway
6	Center for Cultural Community	<a href="http://centerforculturalcommunity.org">centerforculturalcommunity.org</a>	Little Rock
6	Arkansas Museum of Fine Arts Theatre and Performing Arts	<a href="http://arkmfa.org">arkmfa.org</a>	Little Rock
6	Community Theatre of Little Rock Inc.	<a href="https://facebook.com/CTLRACT/">facebook.com/CTLRACT/</a>	Little Rock
6	George W. Donaghey Emerging Analytics Center - UALR	<a href="http://ualr.edu/emerginganalytics/">ualr.edu/emerginganalytics/</a>	Little Rock
6	Jacksonville Community Theatre Inc.	<a href="https://facebook.com/CTJonstage/">facebook.com/CTJonstage/</a>	Jacksonville
6	Studio Theatre Inc.	<a href="http://studiotheatrelr.com/home/">studiotheatrelr.com/home/</a>	Little Rock
6	Arkansans for the Arts	<a href="http://arkansansforthearts.org/">arkansansforthearts.org/</a>	Little Rock
6	Arkansas Museum of Fine Arts	<a href="http://arkmfa.org/">arkmfa.org/</a>	Little Rock
6	Conway Alliance for the Arts Inc.	<a href="http://conwayarts.org">conwayarts.org</a>	Conway
6	Fostering the Arts	<a href="http://fosterarts.org/">fosterarts.org/</a>	Bryant
6	Foundation of the Sports Hall of Fame	<a href="http://arksportshalloffame.com/">arksportshalloffame.com/</a>	North Little Rock
6	Friends of the Arkansas State Archives	<a href="http://ararchivesfriends.wordpress.com/">ararchivesfriends.wordpress.com/</a>	Little Rock
6	Mid-Southern Watercolorists	<a href="http://midsouthernwatercolorists.com">midsouthernwatercolorists.com</a>	Little Rock
6	National Society Sons & Daughters of the Pilgrims	<a href="http://societyofthepilgrims.com">societyofthepilgrims.com</a>	Little Rock
6	Sculpture at the River Market Inc.	<a href="http://sculptureattherivermarket.com/">sculptureattherivermarket.com/</a>	Little Rock
6	Mosaic Templars Cultural Center	<a href="http://arkansasheritage.com/mosaic-templars-cultural-center/mtcc-home">arkansasheritage.com/mosaic-templars-cultural-center/mtcc-home</a>	Little Rock
6	South Central Section of the Ninety-Nines Inc.	<a href="https://facebook.com/ark99s">facebook.com/ark99s</a>	Mayflower
6	The Argenta Arts Foundation	<a href="http://argentaartsdistrict.org/">argentaartsdistrict.org/</a>	North Little Rock
6	The Chamber Music Society of Little Rock	<a href="http://chambermusiclr.com">chambermusiclr.com</a>	Little Rock
6	The National Society of the Colonial Dames in the State of Arkansas	<a href="http://nscdaark.blogspot.com/">nscdaark.blogspot.com/</a>	Little Rock
6	The Roots Art Connection Inc.	<a href="http://therootsartconnection.com">therootsartconnection.com</a>	Little Rock

6	The Aimee Thompson Gallery and Wellness Center	facebook.com/ATGWC/	Benton
6	Weekend Theatre Inc.	weekendtheater.org/	Little Rock
6	Wildwood Park for the Arts	wildwoodpark.org/	Little Rock
6	Quapaw Quarter Association	quapaw.com/	Little Rock
6	Little Rock Central High School National Historic Site	nps.gov/chsc/index.htm	Little Rock
6	Lonoke County Museum	The Lonoke County Museum   Facebook	Lonoke
6	Bauxite Historical Association and Museum	m.facebook.com/profile.php?id=166443146715044	Bauxite
6	The Gann Museum of Saline County	gannmuseum.com/	Benton
6	Arkansas Inland Maritime Museum Association	aimmuseum.org/	North Little Rock
6	Prairie County Historical Center	facebook.com/PrairieCountyMusuem/	Hazen
6	Old States House Museum 1836 Club	the1836club.com/	Little Rock
6	Historic Arkansas Museum Foundation	arkansasheritage.com/historic-arkansas-museum/historic-arkansas-museum-home	Little Rock
6	Arkansas Cattleman Foundation	arbeef.org	Little Rock
6	Museum of Discovery	museumofdiscovery.org/	Little Rock
6	International Association of Yoga Therapists	iayt.org/	Little Rock
6	Oxford American	oxfordamerican.org/	Little Rock
6	Academia Dell'Arte	dellarte.it/	Little Rock
6	Hendrix-Murphy Foundation	hendrixmurphy.org/	Conway
6	Saline County Quilters Guild	quilttalk.org	Alexander
6	Each One Teach One of Arkansas	each-one-teach-one.ueniweb.com/	North Little Rock
6	Learning Idiom	linktr.ee/Learningidiom	Conway
6	InTRANSitive	intransitive.org/	Mabelvale
6	Cultural Awareness Corvette Weekend	cacwinc.com	North Little Rock
6	GTD Foundation	thegdtproject.com	North Little Rock
6	Arkansas Circus Arts	arkansascircusarts.com/	North Little Rock
6	Arkansas Firefighter Museum and Fire Education Center	arfirefightermuseum.com	Alexander
6	Investing in Black Futures	facebook.com/InvestinginBlackFutures/	North Little Rock
6	Knife Guild	facebook.com/groups/579559015518325/	Little Rock

6	BCAS Cultural Performing Arts	tacasatawhite.wixsite.com/mysite	North Little Rock
6	Fingerstyle Collective International Foundation	fretmonkeyrecords.wixsite.com/fingerstylecollectiv	Conway
6	Demolay International - 04073 Excalibur Demolay Chapter	demolay.org/chapter-locator-2/	Benton
6	Conducting Creativity	facebook.com/CConductingInc/	Mabelvale
6	Arkansas Educational Telecommunications Network (AETN)	myarkansaspbsfoundation.org/	Conway
6	Little Rock Film Festival	facebook.com/LittleRockFilmFestival/	Little Rock
6	Arkansas Broadcasting Foundation	kabf.org/	Little Rock
6	MyLife Entrust Foundation	mylifeentrustfoundation.org/	Little Rock
6	Love God FM	lovegodfm.com/	Conway
6	Arkansas Information Reading Services for the Blind	AIRS Live Streaming (aetn.org)	Conway
6	Arkansas Shakespeare Theater	arkshakes.com/	Conway
6	Arkansas Minority Film and Arts Association	theamfaa.org/	Maumelle
6	Film Society of Little Rock	filmsocietylr.com	Little Rock
6	Arkansas Cinema Society	arkansascinemasociety.org/	Little Rock
6	Arkansas Press Association	arkansaspress.org/	Little Rock
6	The 48 Hour Film Project	48hourfilm.com/en/little-rock-ar/48hfp/2021	Little Rock
6	National Association of State School Nurse Consultants	schoolnurseconsultants.org/	Little Rock
6	Arkansas Arts Council	arkansasheritage.com/arkansas-art-council/aac-home	Little Rock
6	Arkansas State Archives	arkansasheritage.com/arkansasstatearchives/home	Little Rock
6	Arkansas Humanities Council	arkansashumanitiescouncil.org/	Little Rock
6	MacArthur Museum of Arkansas Military History	littlerock.gov/residents/parks-and-recreation/park-facility-trail-information/macarthur-museum-of-arkansas-military-history/	Little Rock
6	Lower White River Museum State Park	arkansasstateparks.com/parks/lower-white-river-museum-state-park	Des Arc
6	Clinton Presidential Library & Museum	clintonlibrary.gov/	Little Rock

6	National History Day Arkansas	<a href="http://uca.edu/nhd/">uca.edu/nhd/</a>	Conway
6	North Little Rock History Commission	<a href="http://nlr.ar.gov/government/boards_and_commissions/history_commission">nlr.ar.gov/government/boards_and_commissions/history_commission</a>	North Little Rock
6	Old State House Museum	<a href="http://arkansasheritage.com/old-state-house-museum/oshm-home">arkansasheritage.com/old-state-house-museum/oshm-home</a>	Little Rock
6	Plantation Agriculture Museum	<a href="http://arkansasstateparks.com/parks/plantation-agriculture-museum">arkansasstateparks.com/parks/plantation-agriculture-museum</a>	Scott
6	UALR Center for Arkansas History and Culture	<a href="http://ualr.edu/cahc/">ualr.edu/cahc/</a>	Little Rock
6	STEM Education Center - UA Little Rock	<a href="http://ualr.edu/stemcenter">ualr.edu/stemcenter</a>	Little Rock
6	EAST Initiative	<a href="http://eastinitiative.org/">eastinitiative.org/</a>	Little Rock
6	Arkansas STEM Coalition	<a href="http://arkansasstemcoalition.com/">arkansasstemcoalition.com/</a>	Little Rock
6	University of Arkansas for Medical Sciences Historical Research Center	<a href="http://libguides.uams.edu/historical-research-center">libguides.uams.edu/historical-research-center</a>	Little Rock
7	Perot Theater	<a href="http://perottheatre.org/">perottheatre.org/</a>	Texarkana
7	South Arkansas Symphony	<a href="http://southarkansasymphony.org/">southarkansasymphony.org/</a>	El Dorado
7	Texarkana Symphony Orchestra	<a href="http://texarkanasymphony.org/">texarkanasymphony.org/</a>	Texarkana
7	Arkansas Music Educators Association	<a href="http://arkmea.org/">arkmea.org/</a>	Nashville
7	Dallas County Museum	<a href="http://dallascountymuseum.org">dallascountymuseum.org</a>	Fordyce
7	Klipsch Museum of Audio History	<a href="http://klipschmuseum.org">klipschmuseum.org</a>	Hope
7	South Arkansas Heritage Museum	<a href="http://southarheritagemuseum.org">southarheritagemuseum.org</a>	Magnolia
7	Murphy Arts District	<a href="http://eldomad.com/">eldomad.com/</a>	El Dorado
7	South Arkansas Arts Center (SAAC)	<a href="http://saac-arts.org/">saac-arts.org/</a>	El Dorado
7	National Society of the Children of the American Revolution/Southwest Trails	<a href="http://arkansas-dar.org/arkansas-chapters/chapters-p-x/texarkana/">arkansas-dar.org/arkansas-chapters/chapters-p-x/texarkana/</a>	Texarkana
7	Arkansas Museum of Natural Resources	<a href="http://arkansasstateparks.com/parks/arkansas-museum-natural-resources">arkansasstateparks.com/parks/arkansas-museum-natural-resources</a>	Smackover
7	Historic Washington State Park	<a href="http://arkansasstateparks.com/parks/historic-washington-state-park">arkansasstateparks.com/parks/historic-washington-state-park</a>	Washington
7	Nevada County Depot & Museum	<a href="http://depotmuseum.org/">depotmuseum.org/</a>	Prescott
7	South Arkansas Historical Preservation Society	<a href="http://soarkhistory.com/">soarkhistory.com/</a>	El Dorado
7	Southern Arkansas University STEM Center for K-12 Education	<a href="http://web.saumag.edu/science/stem">web.saumag.edu/science/stem</a>	Magnolia
8	Stuttgart Band Parents Association	<a href="https://facebook.com/stuttgartbandparentsassociation/">facebook.com/stuttgartbandparentsassociation/</a>	Stuttgart

8	Port City Blues	portcitybluessociety.com/	Pine Bluff
8	Seark Concert Association	searkconcert.org/	Monticello
8	Arts & Science Center for Southeast Arkansas Endowment Fund Inc.	asc701.org/	Pine Bluff
8	Pine Bluff Advertising and Promotion Commission	explorepinebluff.com	Pine Bluff
8	University of Arkansas at Pine Bluff - Department of Music	uapb.edu/academics/school_of_arts_sciences/music.aspx	Pine Bluff
8	University of Arkansas at Pine Bluff - Department of Art and Design	uapb.edu/academics/school_of_arts_sciences/art.aspx	Pine Bluff
8	Mathematics and Science Pre-College Center	uapb.edu/stem	Pine Bluff
8	Grant County Community Theatre	gcctheater.org/	Sheridan
8	Museum of the Arkansas Grand Prairie	grandpraiiemuseum.org/	Stuttgart
8	Ashley County Historical Society	ashleycountymuseum.com/history	Hamburg
8	Pioneer Village	facebook.com/pioneervillagerison/	Rison
8	McGehee Industrial Foundation	facebook.com/mcgeheeindustrialfoundation/	McGehee
8	Targeting Our Peoples Priorities with Service Topps	toppsinc.org/	Pine Bluff
8	Little People of America - 7 District	District 7 (lpaonline.org)	Desha
8	Grant County Cultural Arts Council	grant-county-cultural-arts-council.business.site/	Sheridan
8	Friends of John H. Johnson Museum	johnhjohnsonmuseum.org/	Arkansas City
8	The Generator at Pine Bluff	goforwardpinebluff.org/the-generator/	Pine Bluff
8	University of Arkansas - Monticello	uamont.edu/	Monticello
8	UAM STEM Center	uamont.edu/pages/school-of-education/partnerships/math-and-science-stem-center/	Monticello
8	Lakeport Plantation	lakeport.astate.edu/	Lake Village
8	Arkansas Post Museum	arkansasstateparks.com/parks/arkansas-post-museum	Gillett
8	Desha County Museum	arkansas.com/dumas/attractions-culture/desha-county-museum	Dumas
8	Rohwer Japanese American Relocation Center Heritage Site	rohwer.astate.edu/	McGehee

## BIBLIOGRAPHY

2022 Otis College Report on the Creative Economy, [2022 Otis College Report on the Creative Economy | Otis College of Art and Design](#)

Art + Tech Report. Humanizing Technology through the Arts. The Grid. Eunic Silicon Valley, [art-tech-report-2019\\_eunic-silicon-valley.pdf \(eunicglobal.eu\)](#) (accessed June 5, 2022)

A Ashley, Carolyn G. Lo, L. Durham. *Diversity, equity, and inclusion practices in arts and cultural planning*, (2021), *Journal of Urban Affairs*, 1-21. Online access forthcoming.

A Ashley, L Durham, *Universities as Arts and Cultural Anchors Moving Beyond Bricks and Mortar to Entrepreneurship, Workforce, and Community Development Approaches*, (2021) [View of Universities as Arts and Cultural Anchors \(artivate.org\)](#)

Generations United and the Eisner Foundation, (2019). *The Best of Both Worlds: A closer look at creating spaces that connect young and old*. (2017) [The Eisner Foundation](#)

National Organization for Arts in Health, *Arts, health, and well-being in America*. San Diego, CA (accessed June 2, 2022, [ARTS and HEALTH NOAH-2017-White-Paper-Online-Edition \(1\).pdf](#))

NeuroArts Blueprint: Advancing the Science of Arts, Health, and Wellbeing. (2021, December 1). <https://neuroartsblueprint.org/> (accessed July 27, 2022).

Noonan, Douglas, Indiana University Paul H. O'Neil School of Public and Environmental Affairs. *The Arts and Culture Sector's Contributions to Economic Recovery and Resiliency in the United States* Key Findings January 2021. [ArtsCultureContribEconRecovery-TechnicalReport.pdf \(nasaa-arts.org\)](#)