

INTERIM STUDY PROPOSAL 2017-058

1
2 State of Arkansas
3 91st General Assembly
4 Regular Session, 2017

A Bill

SENATE BILL 121

5
6 By: Senator E. Williams

7 Filed with: Senate Committee on State Agencies and Governmental Affairs
8 pursuant to A.C.A. §10-3-217.

For An Act To Be Entitled

9
10 AN ACT CONCERNING LOANS MADE TO THE DEPARTMENT OF
11 CORRECTION FROM THE BUDGET STABILIZATION TRUST FUND;
12 TO AMEND THE REPAYMENT PROVISIONS REGARDING LOANS
13 MADE TO THE DEPARTMENT OF CORRECTION FROM THE BUDGET
14 STABILIZATION TRUST FUND; AND FOR OTHER PURPOSES.
15

16
17 **Subtitle**

18 TO AMEND THE REPAYMENT PROVISIONS
19 REGARDING LOANS MADE TO THE DEPARTMENT OF
20 CORRECTION FROM THE BUDGET STABILIZATION
21 TRUST FUND.
22

23
24 BE IT ENACTED BY THE GENERAL ASSEMBLY OF THE STATE OF ARKANSAS:
25


26 SECTION 1. Arkansas Code § 19-5-501(b)(1)(B), concerning the Budget
27 Stabilization Trust Fund, is amended to read as follows:

28 (B) The loans made to the Department of Correction Farm
29 Fund ~~are to~~ shall be repaid on or before June 30 of the fiscal year following
30 the fiscal year in which the loan was made ~~after the amount of the~~
31 ~~outstanding loan made the previous fiscal year has been reduced by the value~~
32 ~~of products produced or processed on the farm that were consumed by inmates~~
33 ~~and other authorized personnel, in amounts as determined and certified by the~~
34 ~~Legislative Auditor to the Chief Fiscal Officer of the State. Processed beef~~
35 ~~purchased by the Department of Correction must be U.S. labeled. The value of~~
36 ~~products produced or processed on the farm that were consumed by inmates and~~

1 ~~other authorized personnel shall be based upon prices obtained by the~~
2 ~~Department of Correction and the State Procurement Director for purchasing~~
3 ~~similar products and quantities on the open market for other state agencies,~~
4 ~~institutions, and universities. However, the Chief Fiscal Officer of the~~
5 ~~State may grant an extension not to exceed sixty (60) days for repayment of~~
6 ~~loans made to the Department of Correction Farm Fund upon receipt by the~~
7 ~~Chief Fiscal Officer of the State of a certification by the Director of the~~
8 ~~Department of Correction that farm products are held in storage or are on~~
9 ~~hand that exceed in market value the amount of loans that are due, and the~~
10 ~~Chief Fiscal Officer of the State may grant an additional extension not to~~
11 ~~exceed sixty (60) days for repayment of the loan made to the Department of~~
12 ~~Correction Farm Fund, after obtaining the advice of the Legislative Council~~
13 ~~in regard to a request from the Department of Correction for the additional~~
14 ~~sixty-day extension for repayment of the loan. Loans made to the Department~~
15 ~~of Correction Prison Industry Fund for operation expenses shall be repaid on~~
16 ~~or before June 30 of the fiscal year in which the loan was made, but loans~~
17 ~~made for the purchase of equipment necessary for implementing the various~~
18 ~~industries shall be repaid from time to time.~~

19
20 SECTION 2. EFFECTIVE DATE. Section 1 of this act is effective on and
21 after July 1, 2019.

22
23
24 Referred by the Arkansas Senate
25 Prepared by: VJF
26
27
28
29
30
31
32
33
34
35
36



Director's Office
PO Box 8707
Pine Bluff, AR 71611-8707
Phone: 870-267-6200
Fax: 870-267-6244
www.adc.arkansas.gov

November 14, 2017

Senator Eddie Joe Williams, Chair
Senate State Agencies and Governmental Affairs Committee
State Capitol, Room 315
Little Rock, AR 72201

RE: October 10, 2017 Request Regarding the Arkansas Department of Correction's Agriculture Division

Dear Senator Williams:

In response to your letter dated October 10, 2017 concerning the Arkansas Department of Correction's Agriculture Division, the Department is providing the enclosed documentation in response, along with supporting documentation, to each response. The responses are provided in two banker boxes and three binders as identified below:

DOCUMENTATION FOR INQUIRES 1 & 2 - BANKER BOXES 1 & 2, AND BINDER 1

Inquiry #1:

Copies of all contracts and bids related to the Arkansas Department of Correction's Agriculture Division, including cash bids, bid records for commodities, sale of farm produced commodities and copies of all non-winning bids submitted since 2016.

Cash Bids

- Swine - Fiscal Years 2016-2018
- Horses - Fiscal Years 2016-2018
- Cattle - Fiscal Years 2016-2018

State Bid Contracts

- Fiscal Years 2016 – 2017

1 accordion file (Box 1)

An Equal Opportunity Employer

Page 1 of 3

Commodity Bid Records

- Fiscal Year 2016 2 accordion files (Box 1)
- Fiscal Year 2017 1 accordion file (Box 1)
- Fiscal Year 2018 (Through 10/31/17) 1 accordion file (Box 1)

Farm Produced Commodities

- Fiscal Years 2016 - 2017 1 accordion file (Box 1) and Binder 1

Inquiry #2:

List of any exemptions from the provisions of the State Procurement Law and Rules regarding the farming operation and any contracts awarded under these exemptions.

State Procurement Law (A.C.A § 19-11-203) for ADC Farm-Related Exemptions

- Enclosed List of Exemptions

Exempt Contracts (Purchase Orders):

- Fiscal Year 2016 4 accordion files (Boxes 1 & 2)
- Fiscal Year 2017 3 accordion files (Box 2)
- Fiscal Year 2018 (Through 10/31/17) 1 accordion file (Box 2)

DOCUMENTATION FOR INQUIRES 3, 4, 7, 8 & 9 – Binder 2

Inquiry #3:

Detailed analysis of the vegetable gardening operation and the row crop operation by location such as acres dedicated to the vegetable gardening and row crops by commodity and location.

Inquiry #4:

Input cost per-acre for vegetable gardening, apple orchard and row crops by commodity and total profit from each marketable commodities by location and production level for all crops yield by crop and location.

Inquiry #7:

Summary of the number of inmates and hours worked for each operation and provide turn out sheets for the last 60 days.

Inquiry #8

List of any intergovernmental sales of department commodities and other excess products commodities sold include price and quantity of commodity.

Inquiry #9

Storage costs for each row crop including location and vendor information.

DOCUMENTATION FOR INQUIRIES 5, 6, & 10 – Binder 3

Inquiry #5:

Copies of farm financial statements and inmate consumption reports for FY16 and FY17 including Row Crop Income Over Expense, Income Statement, and Balance Sheet and any other relevant financial information regarding the farm operation.

Inquiry #6:

Summary of overhead costs allocated to the farming operation including labor costs, land costs, administrative costs and equipment expenses and an explanation on how inmate labor is accounted for regarding overhead cost.

Inquiry #10

Provide a list of all large farming equipment and machinery used for the farming operation, approximate age of equipment, and the date equipment was purchased or leased.

Inquiry #11

Any additional information regarding the farm operation that might be relevant but not specifically addressed in this request.

We have no additional information.

Sincerely,

Wendy Kelley/sg

Wendy Kelley
Director

CC: Arkansas Department of Correction Management Team
Benny Magness, Chairman, Arkansas Board of Corrections
Olan "Butch" Reeves, Senior Advisor for Criminal Justice, Governor's Office
File

Documentation #1

Requested Copies of All Contracts and Bids are on file with BLR.

Documentation #2

State Procurement Law - Arkansas Code 19-11-203

19-11-203 . . . (14) "Exempt commodities and services" means:

(As it relates to ADC Farm)

...

(G) (i) Farm products procured or sold by a state agency having an agency procurement official.

(ii) The current trade customs with respect to the procurement or sale of cotton, cotton seed, rice, and other farm products shall be followed when it is necessary to obtain the best price for the commodities procured or sold;

...

(L) (i) Livestock procured by an agency having an official experienced in selection and procurement of livestock.

(ii) Such procurement will be reported to the State Procurement Director, giving details of the purchase;

...

(M) Livestock procured for breeding, research, or experimental purposes;

...

(DD) Commodities purchased by the Department of Correction for crop production, including without limitation fertilizers, seed, seedlings, and agricultural-related chemicals; and

...

(EE) Repair services for hidden or unknown damages to machinery already purchased;

Copies of Reqeusted Purchase Orders are on File with BLR

Documentation #3

- Detailed analysis of the vegetable gardening, apple orchard, and row crop by commodity and total profit from each marketable commodities by location and production level for all crops yield by crop and location

***Full commodities reports are available**

Field Crops Summary 2016

Reporting Period:

Sep-16

Cummins

Field Crops	Scheduled Acres	Planted			Acres		Harvested			
		Previous	Current	Total	Date	Remarks	Previous	Current	total	Date
Sunflower										
Cotton				0						
Rice	1000		1000	1000					0.00	
Soybeans	5000		4700	4700			3036480	4915980	7,952,460.00	
Milo				0				4408660	4,408,660.00	
Corn Silage	250		250	250					0.00	
Wheat				0					0.00	
Alfalfa				0					0.00	
Corn	2100		1900	1900			3599700	11194160	14,793,860.00	
Oats	360		360	360			667,936.00		667,936.00	
				0					0.00	
									0.00	

Reporting Period:

Sep-16

Tucker

Field Crops	Scheduled Acres	Planted			Acres		Harvested			
		Previous	Current	Total	Date	Remarks	Previous	Current	total	Date
Sunflower				0						
Cotton				0					0.00	
Rice	930		554	554						
Soybeans	1700		2282	2282				4392.38	4,392.38	
M	457		392.73	392.73				3301940	3,301,940.00	
Corn Silage				0					0.00	
Wheat				0					0.00	
Alfalfa				0					0.00	
Corn				0					0.00	
Oats				0					0.00	
									0.00	
									0.00	

Reporting Period:

Sep-16

EARU

Field Crops	Scheduled Acres	Planted			Acres		Harvested			
		Previous	Current	Total	Date	Remarks	Previous	Current	total	Date
Sunflower				0						
Cotton				0					0.00	
Rice	334		334	334					0.00	
Soybeans	657		657	657					0.00	
Milo	663		663	663					0.00	
Corn Silage				0				1619940	1,619,940.00	
Wheat				0					0.00	
Alfalfa	50		50	50					0.00	
Corn	385		385	385					0.00	
Oats				0					0.00	
									0.00	

Field Crops Summary 2017

Reporting Period: September-2017
 Field Crops
 Cummins

Field Crops	Planted				Remarks	Harvested			
	Scheduled Acres	Previous Month	Current Month	Total		Previous Month	Current Month	total	Remarks
Cotton				0				0	
Rice	1000	1000		1000	Complete	3956340	4317580	8283920	Complete
Soybeans	4700	4700		4700	Complete		1844540	1844540	Incomplete
Milo				0				0	
Corn Silage				0				0	
Wheat	900	904		904	Complete			2275420	Complete
Alfalfa				0				0	
Corn	2100	2100		2100	Complete	5719960	9148020	14867980	Complete
Oats	360	392		392	Complete			863040	Complete

Reporting Period: September-2017
 Tucker

Field Crops	Planted				Remarks	Harvested			
	Scheduled Acres	Previous Month	Current Month	Total		Previous Month	Current Month	total	Remarks
Cotton				0				0	
Rice	484.65	484.65		484.65	Complete	130954	273368	404322	Complete
Soybeans	2452	2452		2452				0	
Milo				0				0	
Corn Silage				0				0	
Wheat	460	462.5		462.5				1241100	Complete
Alfalfa				0				0	
Corn				0				0	
Oats				0				0	

Reporting Period: September-2017
 EARU

Field Crops	Planted				Remarks	Harvested			
	Scheduled Acres	Previous Month	Current Month	Total		Previous Month	Current Month	total	Remarks
Cotton				0				0	
Rice				0				0	
Soybeans	1615.09	1615.9		1615.9	Complete		2812100	2812100	Incomplete
Milo				0				0	
Corn Silage				0				0	
Wheat	755.9	755.9		755.9	Complete		0	2743920.6	Complete
Alfalfa				0				0	
Corn	432	432		432	Complete		2933020	2933020	Complete
Oats				0				0	

Reporting Period: September-2017
 Total All Units

Field Crops	Planted				Remarks	Harvested			
	Scheduled Acres	Previous Month	Current Month	Total		Previous Month	Current Month	total	Remarks
Cotton		0	0	0		0	0	0	
Rice	1484.65	1484.65	0	1484.65	Complete	4097.294	4590948.00	8688242	
Soybeans	8767	8767	0	8767	Complete		4656640	4656640	
Milo	0	0	0	0		0	0	0	
Corn Silage	0	0	0	0		0	0	0	
Wheat	2115.9	2115.9	0	2115.9	Complete	2112.4	0	6260440.6	
Alfalfa	0	0	0	0		0	0	0	
Corn	2532	2532	0	2532	Complete	5719960	12081040	17801000	
Oats	360	392	0	392			0	0	

Jefferson, Arkansas 2016
**REPORT OF COMMODITIES
 FARM AND TRACT DETAIL LISTING**

Jefferson, Arkar
FSA - 578 (Producer Print)
 Producer Name and Address
 ARKANSAS DEPARTMENT OF
 PO BOX 8707
 PINE BLUFF, AR 71611-8707

Planting Period	Crop/Commodity	Var/Type	Irrigation Practice	Int Use	Reported Quantity	Determined Quantity	Prevented Reported Quantity	Prevented Determined Quantity	Experimental Reported Quantity	Experimental Determined Quantity	Volunteer Reported Quantity	Volunteer Determined Quantity	N/A Reported Quantity	N/A Determined Quantity
01	BEANS	GRN	N	FH	92.99									
01	BRCLI		N	FH	24.96									
01	CABAG	HYB	N	FH	38.55									
01	CANTL		I	FH	37.56									
01	CORN	SWT	I	FH	148.91									
01	CORN	YEL	I	GR	2,251.50									
01	CRP	022	N		78.48									
01	CUCUM	COM	N	FH	13.00									
01	FALOW		N		389.77									
01	GARLC	COM	N	FH	5.61									
01	GRASS	BCM	N	FG										
02	GRASS	BCM	N	GZ										
01	OATS	WTR	N	GR	359.54									
01	OKRA		N	FH	18.00									
01	ONION	SWE	N	FH	28.41									
01	PEAS	PHL	N	FH	35.71									
01	PEPRS	GRN	N	FH	34.88									
01	PTATO	RED	N	FH	12.97									
01	SWTPO	BEA	I	FH	30.00									
01	RICE	LGR	I	GR	1,570.13									
01	SORGH	GRS	I	GR	102.50									
01	SORGH	GRS	N	GR	232.45									
01	SOYBN	COM	I	GR	6,952.16									
01	SQASH	SUM	N	FH	56.94									
01	TMATO	CHR	I	FH	21.46									
01	WTRIS		N		41.25									
01	WATRM	JUB	I	FH	20.85									

5,025.51
424.23

CERTIFICATION: I certify to the best of my knowledge and belief that the acreage of crops/commodities and land uses listed herein are true and correct and that all required crops/commodities and land uses have been reported for the farm(s) as applicable. Absent any different or contrary prior subsequent certification filed by any producer for any crop for which NAP coverage has been purchased, I certify that the applicable crop, type, practice, and intended use is not planted if it is not included on the Report of Commodities for this crop year. The signing of this form gives FSA representatives authorization to enter and inspect crops/commodities and land uses on the above identified land. A signature date (the date the producer signs the FSA-578) will also be captured.

Producer's Signature (By) _____ Date _____

In accordance with Federal civil rights law and U.S. Department of Agriculture (USDA) civil rights regulations and policies, the USDA, its Agencies, offices, and employees, and institutions participating in or administering USDA programs are prohibited from discriminating based on race, color, national origin, religion, sex, gender identity (including gender expression), sexual orientation, disability, age, marital status, family/parental status, income derived from a public assistance program, political beliefs, or reprisal or retaliation for prior civil rights activity, in any program or activity conducted or funded by USDA (not all bases apply to all programs). Remedies and complaint filing deadlines vary by program or incident.

Persons with disabilities who require alternative means of communication for program information (e.g., Braille, large print, audiotape, American Sign Language, etc.) should contact the responsible Agency or USDA's TARGET Center at (202) 720-2600 (voice and TTY) or contact USDA through the Federal Relay Service at (800) 877-8339. Additionally, program information may be made available in languages other than English.

To file a program discrimination complaint, complete the USDA Program Discrimination Complaint Form, AD-3027, found online at http://www.ascr.usda.gov/complaint_filing_cust.html and at any USDA office or write a letter addressed to USDA and provide in the letter all of the information requested in the form. To request a copy of the complaint form, call (866) 632-9992. Submit your completed form or letter to USDA by: (1) mail: U.S. Department of Agriculture Office of the Assistant Secretary for Civil Rights, 1400 Independence Avenue, SW Washington, D.C. 20250-9410; (2) fax: (202) 690-7442; or (3) email: program.intake@usda.gov. USDA is an equal opportunity provider, employer, and lender.

Jefferson, Arkansas 2017

**REPORT OF COMMODITIES
 FARM SUMMARY**

Jefferson, Arka
FSA - 578 (09-13-16)
Farm Number: 3000

Original: _____
 Revision: _____
 Cropland: 17,688.78
 Farmland: 21,993.77

Operator Name and Address
 AR DEPT OF CORRECTIONS
 PO BOX 8707
 PINE BLUFF, AR 71611-8707

NOTE: The following statement is made in accordance with the Privacy Act of 1974 (5 USC 552a as amended). The authority for requesting the information identified on this form is 7 CFR Part 718, the Farm Security and Rural Investment Act of 2002 (Pub L. 107-171), and the Agricultural Act of 2014 (Pub. L. 113-79). The information will be used to collect producer certification of the report of acreage of crops/commodities and land use data which is needed in order to determine producer eligibility to participate in and receive benefits under FSA programs. The information collected on the form may be disclosed to other Federal, State, Local government agencies, Tribal agencies, and nongovernmental entities that have been authorized access to the information and/or as described in applicable Routine Uses identified in the System of Records Notice for USDA/FSA-2, Farm Records File (Automated) and USDA/FSA-14, Applicant/Borrower. Providing the requested information is voluntary. However, failure to furnish the requested information may result in a denial of the producers request to participate in and receive benefits under FSA programs. According to the Paperwork Reduction Act of 1995, an agency may not conduct or sponsor, and a person is not required to respond to, a collection of information unless it displays a valid OMB control number. The valid OMB control number for this information collection is 0560-0175. The time required to complete this information collection is estimated to average 30 minutes per response, including the time for reviewing instructions, searching existing data sources, gathering and maintaining the data needed, and completing and reviewing the collection of information. The provisions of criminal and civil fraud, privacy, and other statutes may be applicable to the information provided. **RETURN THIS COMPLETED FORM TO YOUR COUNTY FSA OFFICE.**

Planting Period	Crop/Commodity	Producer Name	Variety/Type	Share	Crop/Commodity	Variety/Type	Share	Crop/Commodity	Variety/Type	Share	Crop/Commodity	Variety/Type	Share	Det Exp	Rpt Exp	Int Use	Irr Prac	Variety/Type	Irrigation Practice	Intended Use	Reported Quantity	Determined Quantity	Planting Period	Crop/Commodity	Variety/Type	Share	Crop/Commodity	Variety/Type	Share	Det Pvt	Rpt Pvt	Det Vol	Rpt Vol	Irrigation Practice	Intended Use	Reported Quantity	Determined Quantity
01	GRASS	AR DEPT OF CORRECTIONS	SOYBN	100.00	CABAG	HYB	100.00	BEANS	PLE	100.00	RICE	LGR	100.00			FG	N	BCM	I	FH	174.24		01	OFAV	YHY	100.00	ONION	YHY	100.00			N	I	N	FH	312.16	
02	GRASS	AR DEPT OF CORRECTIONS	SQASH	100.00	PEPRS	BAN	100.00	CORN	YEL	100.00	OATS	WTR	100.00			FG	N	BCM	I	FH	5.45		01	CANTL	CHR	100.00	TMATO	CHR	100.00			N	I	FH	37.45		
01	WHEAT	AR DEPT OF CORRECTIONS	PTATO	100.00	CARRT	HYB	100.00	GRASS	BCM	100.00	IDLE	SRW	100.00			FG	N	BCM	I	FH	3.00		01	PTATO	BEA	100.00	SWTPO	BEA	100.00			N	I	FH	17.96		
01	SQASH	AR DEPT OF CORRECTIONS	CORN	100.00	FALOW		100.00	OKRA		100.00	WHEAT	SRW	100.00			FG	N			FH	1372.77		01	WHEAT	SRW	100.00	CUCUM	COM	100.00			N		FH	40.16		
01	WHEAT	AR DEPT OF CORRECTIONS	SWTPO	100.00	PEPRS	GRN	100.00	PEPRS	JAL	100.00	CUCUM	COM	100.00			FG	N			FH	58.69		01	SQASH	SRW	100.00	PEAS	PEAS	100.00			N		FH	76.77		
01	BEANS	AR DEPT OF CORRECTIONS	WATRM	100.00	SQASH	SUM	100.00	TMATO	CHR	100.00	PEAS	PHL	100.00			FG	N			FH	295.02		01	WHEAT	SRW	100.00	CRP	CRP	100.00			N		FH	130.85		
01	SOYBN	AR DEPT OF CORRECTIONS	PTATO	100.00	BEANS	GRN	100.00	CANTL		100.00	CRP	022	100.00			FG	N			FH	35.71		01	BEANS	PLE	100.00	PEAS	PEAS	100.00			N		FH	1474.33		
01	PTATO	AR DEPT OF CORRECTIONS	ONION	100.00	BRCJI		100.00			100.00			100.00			GZ	N			FH	7089.08		01	SOYBN	COM	100.00	CRP	CRP	100.00			N		FH	2067.41		
01	BEANS	AR DEPT OF CORRECTIONS														FG	N			22.94		01	PTATO	IRS	100.00	CRP	CRP	100.00			N		FH	78.48			
01	PEAS	AR DEPT OF CORRECTIONS														FG	N			25.16		01	BEANS	GRN	100.00	PEPRS	PEPRS	100.00			N		FH	27.22			
01	FALLOW	AR DEPT OF CORRECTIONS														FG	N			11.00		01	PEAS	PHL	100.00	PEPRS	PEPRS	100.00			N		FH	5.00			
01	OATS	AR DEPT OF CORRECTIONS														FG	N			758.17		01	FALLOW	WTR	100.00	PEPRS	PEPRS	100.00			N		FH	2.00			
01	CABAG	AR DEPT OF CORRECTIONS														FG	N			388.80		01	OATS	WTR	100.00	PEPRS	PEPRS	100.00			N		FH	13.37			
01	PEPRS	AR DEPT OF CORRECTIONS														FG	N			18.12		01	CABAG	HYB	100.00	PEPRS	PEPRS	100.00			N		FH	10.96			
01		AR DEPT OF CORRECTIONS														FG	N			2.00		01	PEPRS	JAL	100.00	PEPRS	PEPRS	100.00			N		FH	28.22			

FSA - 578 (Producer Print)

Producer Name and Address
 ARKANSAS DEPARTMENT OF
 PO BOX 8707
 PINE BLUFF, AR 71611-8707

Lee, Arkansas 2014

PROGRAM YEAR: 2016

DATE: 07/29/2016

PAGE: 5

FARM AND TRACT DETAIL LISTING

Farming Operation Totals

Planting Period	Crop/Commodity	Var/Type	Irrigation Practice	Int Use	Reported Quantity	Determined Quantity	Prevented Reported Quantity	Prevented Determined Quantity	Experimental Reported Quantity	Experimental Determined Quantity	Volunteer Reported Quantity	Volunteer Determined Quantity	N/A Reported Quantity	N/A Determined Quantity
01	BRCLI		I	FH	5.00									
01	CABAG	HYB	I	FH	5.00									
01	CANTL		I	FH	5.00									
01	CORN	SWT	I	FH	5.00									
01	CORN	YEL	I	GR	227.93									
01	CORN	YEL	N	GR	157.17									
01	CUCUM	COM	I	FH	5.00									
01	FALLOW		N		16.24									
01	GREEN	OMS	I	FH	5.00									
02	MIXFG	IGS	N	GZ	158.54									
01	OKRA		I	FH	5.00									
01	PEAS	PHL	I	PR	10.00									
01	PEPRS	GRN	I	FH	2.00									
01	PEPRS	GRN	I	FH	5.00									
01	PTATO	YEL	I	FH	5.00									
01	RICE	LGR	I	GR	364.12									
01	SORGH	GRS	I	GR	458.75									
01	SORGH	GRS	N	GR	274.59									
01	SOYBN	COM	I	GR	663.64									
01	SOYBN	COM	N	GR	24.81									
01	SQASH	SUM	I	FH	5.00									
02	SQASH	SUM	I	FH	5.00									
01	WATRM	JUB	I	FH	5.00									

CERTIFICATION: I certify to the best of my knowledge and belief that the acreage of crops/commodities and land uses listed herein are true and correct and that all required crops/commodities and land uses have been reported for the farms as applicable. Absent any different or contrary prior subsequent certification filed by any producer for any crop for which NAP coverage has been purchased, I certify that the applicable crop, type, practice, and intended use is not included on the Report of Commodities for this crop year. The signing of this form gives FSA representatives authorization to enter and inspect crops/commodities and land uses on the above identified land. A signature date (the date the producer signs the FSA-578) will also be captured.

 Producer's Signature (By) _____ Date _____

 This program or activity will be conducted on a nondiscriminatory basis without regard to race, color, religion, national origin, sex, age, marital status, or disability.

Lee, Arkansas 2017

FSA - 578 (Producer Print)
REPORT OF COMMODITIES
FARM AND TRACT DETAIL LISTING

Lee, Arkansas
 FSA - 578 (Producer Print)

Producer Name and Address
 ARKANSAS DEPARTMENT OF
 PO BOX 8707
 PINE BLUFF, AR 71611-8707

Planting Period	Crop/Commodity	Var/Type	Irrigation Practice	Int Use	Reported Quantity	Determined Quantity	Prevented Reported Quantity	Prevented Determined Quantity	Experimental Reported Quantity	Experimental Determined Quantity	Volunteer Reported Quantity	Volunteer Determined Quantity	N/A Reported Quantity	N/A Determined Quantity
01	CUCUM	COM	I	FH	3.00									
01	FALOW		N		5.78									
01	IDLE		N		12.67									
02	MIXFG	IGS	N	GZ	172.06									
01	OKRA		I	FH	5.00									
01	ONION	GRN	I	FH	5.00									
01	PEAS	PHL	I	PR	7.00									
01	PEPRS	BAN	I	FH	1.00									
01	PEPRS	GRN	I	FH	3.00									
01	PEPRS	JAL	I	FH	1.00									
01	PTATO	RED	I	FH	3.00									
01	SWTPO	BEA	I	FH	2.00									
01	SOYBN	COM	I	GR	1,550.94									
01	SOYBN	COM	N	GR	119.68									
01	SQASH	SUM	I	FH	6.00									
01	WATRM	JUB	I	FH	4.13									
01	WATRM	JUB	N	FH	4.00									
01	WHEAT	SRW	N	GR	649.03									

Farming Operation Totals

Planting Period	Crop/Commodity	Var/Type	Irrigation Practice	Int Use	Reported Quantity	Determined Quantity	Prevented Reported Quantity	Prevented Determined Quantity	Experimental Reported Quantity	Experimental Determined Quantity	Volunteer Reported Quantity	Volunteer Determined Quantity	N/A Reported Quantity	N/A Determined Quantity
01	BRCLI		I	FH	5.00									
01	CABAG	HYB	I	FH	5.00									
01	CANTL		I	FH	7.20									
01	CARRT	HYB	I	FH	2.00									
01	CORN	SYE	I	FH	1.50									
01	CORN	YEL	I	GR	432.11									
01	CUCUM	COM	I	FH	3.00									
01	FALOW		N		5.78									
01	IDLE		N		12.67									
02	MIXFG	IGS	N	GZ	172.06									
01	OKRA		I	FH	5.00									
01	ONION	GRN	I	FH	5.00									
01	PEAS	PHL	I	PR	7.00									
01	PEPRS	BAN	I	FH	1.00									
01	PEPRS	GRN	I	FH	3.00									
01	PEPRS	JAL	I	FH	1.00									
01	PTATO	RED	I	FH	3.00									
01	SWTPO	BEA	I	FH	2.00									
01	SOYBN	COM	I	GR	1,550.94									
01	SOYBN	COM	N	GR	119.68									
01	SQASH	SUM	I	FH	6.00									

Lee, Arkansas 2017

REPORT OF COMMODITIES FARM AND TRACT DETAIL LISTING

Lee, Arkansas
FSA - 578 (Producer Print)
 Producer Name and Address
 ARKANSAS DEPARTMENT OF
 PO BOX 8707
 PINE BLUFF, AR 71611-8707

Planting Period	Crop/Commodity	Var/Type	Irrigation Practice	Int Use	Reported Quantity	Determined Quantity	Prevented Reported Quantity	Prevented Determined Quantity	Experimental Reported Quantity	Experimental Determined Quantity	Volunteer Reported Quantity	Volunteer Determined Quantity	N/A Reported Quantity	N/A Determined Quantity
01	WATRM	JUB	I	FH	4.13									
01	WATRM	JUB	N	FH	4.00									
01	WHEAT	SRW	N	GR	649.03									

Farming Operation Totals

CERTIFICATION: I certify to the best of my knowledge and belief that the acreage of crops/commodities and land uses listed herein are true and correct and that all required crops/commodities and land uses have been reported for the farm(s) as applicable. Absent any different or contrary prior subsequent certification filed by any producer for any crop for which NAP coverage has been purchased, I certify that the applicable crop, type, practice, and intended use is not planted if it is not included on the Report of Commodities for this crop year. The signing of this form gives FSA representatives authorization to enter and inspect crops/commodities and land uses on the above identified land. A signature date (the date the producer signs the FSA-578) will also be captured.

Producer's Signature (By) _____ Date _____

In accordance with Federal civil rights law and U.S. Department of Agriculture (USDA) civil rights regulations and policies, the USDA, its Agencies, offices, and employees, and institutions participating in or administering USDA programs are prohibited from discriminating based on race, color, national origin, religion, sex, gender identity (including gender expression), sexual orientation, disability, age, marital status, family/parental status, income derived from a public assistance program, political beliefs, or reprisal or retaliation for prior civil rights activity, in any program or activity conducted or funded by USDA (not all bases apply to all programs). Remedies and complaint filing deadlines vary by program or incident.

Persons with disabilities who require alternative means of communication for program information (e.g., Braille, large print, audiotape, American Sign Language, etc.) should contact the responsible Agency or USDA's TARGET Center at (202) 720-2600 (voice and TTY) or contact USDA through the Federal Relay Service at (800) 877-8339. Additionally, program information may be made available in languages other than English.

To file a program discrimination complaint, complete the USDA Program Discrimination Complaint Form, AD-3027, found online at http://www.ascr.usda.gov/complaint_filing_cust.html and at any USDA office or write a letter addressed to USDA and provide in the letter all of the information requested in the form. To request a copy of the complaint form, call (866) 632-9992. Submit your completed form or letter to USDA by: (1) mail: U.S. Department of Agriculture Office of the Assistant Secretary for Civil Rights 1400 Independence Avenue, SW Washington, D.C. 20250-9410; (2) fax: (202) 690-7442; or (3) email: program.intake@usda.gov. USDA is an equal opportunity provider, employer, and lender.

Documentation #4

- Input cost per-acre for vegetable gardening, apple orchard, and row crops by commodity and total profit from each marketable commodities by location and production level for all crops yield by crop and location

Corn Cost
2017

Job	Name	Rate	Cost	
Tillage			\$	7.50
Fertilizer	0-60-90	285#	\$	53.65
Tillage			\$	7.50
Burn Down			\$	15.00
Planter	seed		\$	120.00
Pre-emerge	Lead Off		\$	11.00
Fertilizer	46-0-0-12		\$	29.66
Post-emerge	Calisto+ liberty		\$	36.00
Fertilizer	46-0-0	350#	\$	61.25
Irrigation		7X	\$	42.00
Fertilizer	46-0-0	100#	\$	24.50
Harvest			\$	7.50
TOTAL COST			\$	415.56
Average yields	185	3.84	\$	710.40 Return

Rice Cost
2017

Job	Name	Rate	Cost	
Tillage			\$	7.50
Fertilizer	0-60-90	285#	\$	53.65
Tillage			\$	7.50
Burn Down			\$	15.00
Planter	seed		\$	57.00
Pre-emerge	Command		\$	11.00
Fertilizer	46-0-0-12			
Post-emerge	Clearfield		\$	23.00
Post-emerge	Liberty		\$	17.00
Irrigation			\$	110.00
Harvest			\$	7.50
TOTAL COST			\$	309.15
2017 average yields	186	\$5.00	\$	930.00 Return

Soybean Cost

2017

Job	Name	Rate	Cost
Tillage			\$ 7.50
Fertilizer	0-60-90	285#	\$ 53.65
Tillage			\$ 7.50
Burn Down			\$ 15.00
Planter	seed	50#	\$ 57.00
Pre-emerge	Zidua		\$ 11.00
Post-emerge	Liberty+ Prefix		\$ 23.00
Post-emerge	Liberty		\$ 17.00
Insecticide	Besiege	2X	\$ 30.00
Irrigation		5X	\$ 30.00
Harvest			\$ 7.50
TOTAL COST			\$ 259.15
Last year yields	45	\$9.50	\$ 427.50 Return

Garden for 2016
Cummins Unit
Per Acre

Crop	Acreage	Seed	Fertilizer	Chemical	Miscellaneous	Total
Squash	105.7	672.33	49.56	484.61	43.03	1249.53
Turnip Green	15	12.1	49.56	187.93	43.03	292.62
Carrots	25	324.8	49.56	187.93	43.03	605.32
Green Beans	137.6	283.37	49.56	145.6	43.03	521.56
Peas	128.1	180.97	49.56	121.72	43.03	395.28
Kale Greens	20	11.82	49.56	187.93	43.03	292.34
Mustard Greens	12	15.97	49.56	187.93	43.03	296.49
Sweet Corn	113.9	427.48	49.56	102.89	43.03	622.96
Broccoli	40	142.5	49.56	145.48	43.03	380.57
Cucumbers	13	229.84	49.56	550.07	43.03	872.5
Cabbage	44	295.9	49.56	134.28	43.03	522.77
Tomato	15	1493.33	49.56	653.54	43.03	2239.46
Onion	34	520.65	49.56	221.9	43.03	835.14
Cantaloupe	16	487.31	49.56	479.47	43.03	1059.37
Watermelon	34	537.75	49.56	479.53	43.03	1109.87
Irish Potato	10	297	49.56	126.68	43.03	516.27
Okra	15	6.5	49.56	73.46	43.03	172.55
Banana Pepper	3	496.87	49.56	382.49	43.03	971.95
Sweet Potato	30	433.33	49.56	131.38	43.03	657.3
Bell Pepper	14	719.28	49.56	382.49	43.03	1194.36

Garden for 2017
Cummins Unit
Per Acre

Crop	Acreage	Seed	Fertilizer	Chemical	Miscellaneous	Total
Sweet Corn	87.4	645.3	52.46	102.89	13.65	814.3
Cucumber	15.5	172.4	52.46	550.07	13.65	788.58
Green Beans	188.3	202.6	52.46	145.6	13.65	414.31
Squash	69.7	506.16	52.46	484.61	13.65	1056.88
Carrot	37	125.86	52.46	82.45	13.65	274.42
Turnip Green	4	12.1	52.46	82.45	13.65	160.66
Cabbage	43	401.02	52.46	134.28	13.65	601.41
Broccoli	28	528.85	52.46	145.48	13.65	740.44
Onion	28	582.85	52.46	221.9	13.65	870.86
Bell Pepper	22	409.48	52.46	382.49	13.65	858.08
Banana Pepper	2	303.75	52.46	382.49	13.65	752.35
Jalapeno Pepper	2	412.12	52.46	382.49	13.65	860.72
Sweet Potato	44	245.45	52.46	131.38	13.65	442.94
Watermelon	9	31.25	52.46	479.53	13.65	576.89
Canteloupe	9	29.16	52.46	479.53	13.65	574.8
Peas	33.8	260.94	52.46	121.72	13.65	448.77
Tomato	12	427.14	52.46	653.54	13.65	1146.79
Irish Potato	19	486.84	52.46	126.68	13.65	679.63

Okra	22	3.63	52.46	73.46	13.65	143.2
Collard Green	15	18.7	52.46	82.45	13.65	167.26
Kale	15	11.82	52.46	82.45	13.65	160.38
Mustard Green	6	15.97	52.46	82.45	13.65	164.53

Remark: Total does not include acreage

2.17 Garden / Orchard Accounting Sheet

Orchard Daily costs

Annual Horticulture Supervisor Hours	\$10,800.00	(removed from balance sheet per Mr Farabough) 650 hrs based on 2.5 hrs per day @ \$18.00 hr
Orchard use Tractor fuel January	\$2.08	1.6 gal @\$1.30
orchard Safety equipment January	\$832.65	P/O#4501683169 All
orchard Safety equipment January	\$298.44	P/O#4501684908 line 1-10 &14
Orchard use Tractor fuel February	\$22.17	17.05 gal @\$1.30
Orchard use Tractor fuel March	\$55.51	42.7 gal @\$1.30
Orchard use Tractor fuel April	\$43.03	33.1 gal @1.30
Orchard use Tractor fuel May	\$42.38	32.6 gal @1.30
Orchard use Tractor fuel June	\$37.99	27 gal @1.30
Irrigation fuel June	\$13.20	10gal @1.30
Orchard use Tractor fuel July	\$29.54	22.6 Gal @1.30
Irrigation fuel July	\$26.40	20gal @1.30
Irrigation fuel August	\$46.93	36.1 @1.30
Reefer fuel August	\$318.50	245 @1.30
Orchard use Tractor fuel August	\$18.72	14.4 @1.30
Irrigation fuel September	\$111.93	86.1 @1.30
Reefer fuel September	\$403.00	310 gallons @ 1.30
Orchard use Tractor fuel September	\$19.35	1/2 of 38.7 @1.30

Incidental costs

200 Tree replacements April	\$2,000.43	P/O#45016833109 All
Tractor Cable repair May	\$64.12	P/O#4501715178 1/2 of cost
Battery for Irrigation system	\$98.05	P/O#4501732739 1/2 of cost
1/2 of refer trailer repair August	\$666.50	P/O#1/2 of cost (need P/O #)
1/2 part for refer trailer	\$187.48	P/O#4501735513 1/2 of cost
1/2 part for refer trailer	\$105.12	P/O#4501736381 1/2 of cost
1/2 part for refer trailer	\$33.25	P/O#45017475456 1/2 of cost
1/2 part for refer trailer	\$98.09	P/O#4501742557 1/2 of cost

Pest management

herbicide, pesticide, fungicides April	\$3,363.53	P/O#4501704640 All
herbicide, pesticide, fungicides April	\$445.00	P/O#4501708180 all
herbicide, pesticide, fungicides August	\$6,427.25	P/O#4501732054 all

Orchard Expense Sub Total

Orchard Income

Apples July	\$2,186.55	1935 Lbs @ 1.13 per lb
Apples August	\$32,006.46	See add sheet
Apples September	\$5,990.90	See add sheet
Black berries	\$2,342.10	370 Lbs @ \$6.33 per lb

Orchard Income Sub Total \$42,526.01

Orchard profit \$

15,915.37 Apples cost us approximatley \$0.4

Garden Daily costs

Annual Horticulture Supervisor Hours	\$10,800.00	(removed from balance sheet per Mir Farabough) 650 hrs based on 2.5 hrs per day @ \$18.00 hr
Garden use Tractor fuel January	\$2.08	1.6 gal @ \$1.30
Safety equipment January	\$119.04	P/O#4501684908 line 11-13
Garden use Tractor fuel February	\$22.17	17.05 gal @ \$1.30
Garden use Tractor fuel March	\$55.51	42.7 gal @ \$1.30
Garden use Tractor fuel April	\$43.03	33.1 gal @ 1.30
Garden use Tractor fuel May	\$42.38	32.6 gal @ 1.30
Garden use Tractor fuel June	\$37.99	27 gal @ 1.31
Garden use Tractor fuel July	\$29.54	22.6 Gal @ 1.31
Garden use Tractor fuel August	\$18.72	14.4 @ 1.30
Garden use Tractor fuel September	\$19.35	1/2 of 38.7 @ 1.30

Incidental costs

green house repair January	\$370.11	P/O#4501684912 all
green house repair March	\$187.28	P/O #4501693335
Garden seed/ supply March	\$2,062.00	P/O #4501683173 line 1-7
Garden seed/ supply March	\$1,147.75	P/O #4501698610 all
Garden seed/ supply March	\$386.84	P/O#4501700045 all
Garden fertilizer April	\$1,333.75	P/O#4501698606All
Tractor Cable repair May	\$64.12	P/O#4501715178 1/2 of cost
Refrigerated trailer fuel June	\$352.39	269 gal @ 1.30
Battery for refrigerated trailer	\$98.05	P/O#4501732739 1/2 of cost
1/2 of refer trailer repair August	\$666.50	P/O# 1/2 of cost (need P/O #)
1/2 part for refer trailer	\$187.48	P/O#4501735513 1/2 of cost

1/2 part for refer trailer P/O#4501736381 1/2 of cost \$105.12
 1/2 part for refer trailer P/O#45017475 1/2 of cost \$33.25
 1/2 part for refer trailer P/O#4501742557 1/2 of cost \$98.09
 Garden backpack sprayer P/O#4501745407 \$278.00
 Shipping to other units

Pest management

herbicide, pesticide, fungicides March P/O #4501683173 line 8-11 \$835.60
 herbicide, pesticide, fungicides April P/O # 4501704708 All \$240.00
 herbicide, pesticide, fungicides August P/O # 4501731493 All \$1,358.10

Garden Expense Sub Total

Garden Income

March Vegetables \$1,586.22 add sheet for per lb price source available on request
 April Vegetables \$1,345.50 add sheet for per lb price source available on request
 May Vegetables \$1,979.08 add sheet for per lb price source available on request
 June Vegetables \$30,789.76 add sheet for per lb price source available on request
 July Vegetables \$47,234.93 add sheet for per lb price source available on request
 August Vegetables \$9,527.20 add sheet for per lb price source available on request
 September Vegetables \$17,218.95 add sheet for per lb price source available on request

Garden Income Sub Total \$ 109,681.64

Garden Profit \$ 88,687.40

Apiary

sugar March \$88.04 3-17-17 200 lbs
 sugar April \$88.04 4-28-17 200 lbs
 Sugar May \$88.04 5-26-17 200 lbs
 Clover seed to improve foorage available \$172.00 P/O#4501705950
 queen and workers start May \$412.00 P/O#4501680082 all
 Brood builder meds and beetle traps May \$146.30 P/O#4510716543 all
 Sugar August \$88.04 8-1-17 200 lbs
 Sugar September \$88.04 9-12-17 200 lbs
 September Medicines \$364.95 P/O#4510748270
 october sugar \$88.04 10-1-17 200lbs

Apiary Expense Sub Total

Apiary Income

Hives added by splitting March	\$990.00	6 nucleus hives created current local retail value \$165
Hives added by Caught swarms in May	\$660.00	4 nucleus hives created current local retail value \$165

Apiary Income Subtotal **\$1,650.00**

Apiary Profit \$ 26.51

NCU Garden/ Orchard/ Apiary

Total Profit \$ **104,629.28**

Documentation #5

Financial Information for FY16 – Pages 35 - 42

Financial Information for FY17 – Pages 43 - 52

Arkansas Department of Correction
 Agri Division
 Row Crop Income Over Expense
 Fiscal Year End June 30, 2016

Operating Revenue	Cummins	Tucker	EARU	Total All Units
Soybean Sales - crop year 2015	\$ 1,762,709	\$ 336,099	\$ 304,592	\$ 2,403,401
Rice Sales - crop year 2015	486,484	580,441	-	1,066,926
Corn Sales - crop year 2015	715,868	10,792	-	726,660
Wheat Sales - crop year 2015	264,150	402,546	46,311	713,007
Sorghum Sales - crop year 2015	43,751	-	122,742	166,492
Total Operating Revenue	\$ 3,272,962	\$ 1,329,878	\$ 473,644	\$ 5,076,485
Net Operating Revenue	\$ 3,272,962	\$ 1,329,878	\$ 473,644	\$ 5,076,485
Operating Expenses				
Salaries and Benefits	\$ 381,409	\$ 216,612	\$ 203,930	\$ 801,951
Communication & Transp. Of Commodities	262	1,252	8,436	9,950
Printing and Advertising	-	-	-	-
Repairing and Servicing	351,364	166,129	56,694	574,187
Utilites	14,151	41,587	26,176	81,913
Row Crop Leased Equipment	438,083	88,530	24,780	551,393
Travel and Subsistence	239	-	120	359
Professional Services and Fees	22,675	22,894	13,870	59,439
Insurance and Bonds	4,328	9,395	1,180	14,903
Other Expenses and Services	112,823	101,666	71,190	285,680
Commodities Materials and Supplies	2,177,109	873,767	602,693	3,653,569
Refunds Taxes and Claims	660	912	130	1,702
Depreciation	59,446	27,475	54,256	141,176
Total Operating Expenses	\$ 3,562,548	\$ 1,550,218	\$ 1,063,456	\$ 6,176,222
Operating Income (Loss)	\$ (289,586)	\$ (220,340)	\$ (589,812)	\$ (1,099,737)

Arkansas Department of Correction
 Agri Division
 Row Crop Income Over Expense
 Fiscal Year End June 30, 2016

	Total
Operating Income (Loss)	\$ (1,099,737)
Nonoperating Revenue (Expense)	
Grants and Reimbursements	\$ 50,075
Prior-year Warrants Outlawed and Cancelled	698
Prior-year Refund to Expense	15
Total Nonoperating Revenue (Expense)	50,788
Net Income/(Loss)	\$ (1,048,949)

**Note - All expenses for FY 2016 crop are realized in FY 2016 - All revenue for FY 2016 Crop is received in FY 2017

	Cummins	Tucker	EARU	Total All Units
Soybean Sales - crop year 2016	\$ 2,074,638	\$ 1,007,784	\$ 213,374	\$ 3,295,796
Rice Sales - crop year 2016	566,520	358,831	110,198	1,035,549
Corn Sales - crop year 2016	188,798		95,190	283,988
Wheat Sales - crop year 2016				-
Sorghum Sales - crop year 2016		88,281	85,110	173,391
	\$ 2,829,956	\$ 1,454,895	\$ 503,872	\$ 4,788,724

**Note Wheat Crop was not planted in crop year 2015 for harvest in FY 2016.

**Note Corn harvested at Cummins went to feedmill to be used a feed. Value is based on feedmill price not market price.

Arkansas Department of Correction
 Agri Division
 Garden/Vegetable Division Income over Expense
 Fiscal Year End June 30, 2016

	Gardens	Vegetable Processing	Total
Operating Expenses			
Salaries and Benefits	\$ 272,785	\$ 374,802	\$ 647,588
Communication & Transp. Of Commodities	1,793	368	2,161
Repairing and Servicing	66,466	27,015	93,481
Utilities and Rent	9,235	118,310	127,545
Professional Services and Fees	14,502	-	14,502
Other Expenses and Services	10,726	-	10,726
Commodities Materials and Supplies	535,719	154,822	690,541
Refunds, Taxes, and Claims	91	35	126
Depreciation	17,220	27,823	45,042
Total Operating Expenses	<u>\$ 928,537</u>	<u>\$ 703,174</u>	<u>\$ 1,631,711</u>
Operating Income (Loss)	<u>\$ (928,537)</u>	<u>\$ (703,174)</u>	<u>\$ (1,631,711)</u>
Nonoperating Revenue (Expense)			
Consumption Certification of Income - Vegetables	\$ -	\$ 1,464,551	\$ 1,464,551
Transfers from ADC - Vegetables	-	392,290	392,290
Total Nonoperating Revenue (Expense)	<u>\$ -</u>	<u>\$ 1,856,841</u>	<u>\$ 1,856,841</u>
Net Income/(Loss)	<u><u>\$ (928,537)</u></u>	<u><u>\$ 1,153,667</u></u>	<u><u>\$ 225,130</u></u>

**Note: Consumption Certification Income/Transfers from ADC are figured by percentage.

Arkansas Department of Correction
 Agri Division
 Beef Herd Division Income over Expense
 Fiscal Year End June 30, 2016

	Beef Herd Expense	Cold Storage	Total
Operating Expenses			
Salaries and Benefits	\$ 358,521	\$ 54,106	\$ 412,627
Communication & Transp. Of Commodities	2,256	1,777	4,033
Repairing and Servicing	65,898	36,695	102,593
Utilites and Rent	13,610	1,083	14,693
Beef Herd Leased Equipment	48,617	-	48,617
Professional Services and Fees	-	376	376
Insurance and Bonds	625	-	625
Feedmill Expense	172,876	-	172,876
Hay Fed	94,304	-	94,304
Other Expenses and Services	17,201	641	17,842
Commodities Materials and Supplies	226,243	119,318	345,562
Refunds Taxes and Claims	332	-	332
Depreciation	32,994	2,229	35,223
Total Operating Expenses	<u>\$ 1,033,478</u>	<u>\$ 216,226</u>	<u>\$ 1,249,703</u>
Operating Income/(Loss)	<u>\$ 1,033,478</u>	<u>\$ 216,226</u>	<u>\$ 1,249,703</u>
Nonoperating Revenue (Expense)			
Consumption Certification Income - Beef	\$ -	\$ 1,882,612	\$ 1,882,612
Transfers from ADC - Beef	-	504,271	504,271
Total Nonoperating Revenue (Expense)	<u>\$ -</u>	<u>\$ 2,386,883</u>	<u>\$ 2,386,883</u>
Net Income/(Loss)	<u><u>\$ (1,033,478)</u></u>	<u><u>\$ 2,170,657</u></u>	<u><u>\$ 1,137,179</u></u>

** Note: We had Cattle Sales of \$1,248,166 - this is not recognized as revenue. It is used to offset cost to purchase ground beef. Ground beef purchases were \$1,305,829. The \$57,663 that is left is carried over to next fiscal year to offset ground beef purchases.

**Note: Feedmill Expense is a range of items that we feed our Cattle.

**Note: Consumption Certification Income/Transfers from ADC are figured by percentage.

Arkansas Department of Correction
 Agri Division
 Dairy/Milk Processing Expenses
 Fiscal Year End June 30, 2016

	Raw Milk Dairy	Processed Milk Milk Processing	Total
Operating Revenue			
Milk Sales	\$ -	\$ 57,257	\$ 57,257
Juice Sales	-	30,709	30,709
Total Operating Revenue	-	87,966	87,966
Net Operating Revenue	-	87,966	87,966
Operating Expenses			
Salaries and Benefits	\$ 195,527	\$ 154,579	\$ 350,106
Communication & Transp. Of Commodities	3,329	8,100	11,429
Repairing and Servicing	53,504	19,310	72,814
Utilites and Rent	11,299	-	11,299
Feedmill Expense	377,762	-	377,762
Hay Fed	19,222	-	19,222
Other Expenses and Services	2,839	-	2,839
Commodities Materials and Supplies	96,854	334,698	431,552
refunds, Taxes, and Claims	-	101	101
Depreciation	8,057	42,364	50,421
Total Operating Expenses	\$ 768,392	\$ 559,152	\$ 1,327,544
Operating Income (Loss)	\$ (768,392)	\$ (471,186)	\$ (1,239,578)
Nonoperating Revenue (Expense)			
Consumption Certification of Income - Milk	\$ -	\$ 1,402,702	\$ 1,402,702
Consumption Certification of Income- Juice	-	4,677	4,677
Transfers from ADC - Milk	-	375,724	375,724
Transfers from ADC - Juice	-	1,253	1,253
Prior-year Warrants Outlawed and Cancelled	-	53	53
Total Nonoperating Revenue (Expense)	-	1,784,409	1,784,409
Net Income/(Loss)	\$ (768,392)	\$ 1,313,223	\$ 544,831

**Note: Feedmill Expense is a range of items that we feed our Dairy cattle.

**Note: Consumption Certification Income/Transfers from ADC are figured by percentage.

Arkansas Department of Correction
Agri Division
Poultry Division Income over Expense
Fiscal Year End June 30, 2016

Operating Revenue	<u>Total All Units</u>
Egg Sales	\$ 1,719,326
 Net Operating Revenue	 <u>\$ 1,719,326</u>
 Operating Expenses	
Salaries and Benefits	\$ 338,584
Communication & Transp. Of Commodities	1,973
Printing and Advertising	1,693
Repairing and Servicing	47,986
Utilities and Rent	66,446
Feedmill Expense	1,838,572
Other Expenses and Services	14,725
Commodities Materials and Supplies	962,358
Depreciation	3,100
Total Operating Expenses	<u>\$ 3,275,436</u>
 Operating Income (Loss)	 <u>\$ (1,556,110)</u>
 Nonoperating Revenue (Expense)	
Consumption Certification of Income - Eggs	\$ 728,043
Transfers from ADC - Eggs	195,011
Total Nonoperating Revenue (Expense)	<u>\$ 923,054</u>
 Net Income/(Loss)	 <u><u>\$ (633,056)</u></u>

**Note: Feedmill Expense is a range of items that we feed our poultry.

**Note: Consumption Certification Income/Transfers from ADC are figured by percentage.

Arkansas Department of Correction
 Agri Division
 Swine Division Income over Expense
 Fiscal Year End June 30, 2016

Operating Revenue	Hog Expense	Cold Storage	Total
Swine Sales	\$ 108,668	\$ -	\$ 108,668
Net Operating Revenue	<u>\$ 108,668</u>	<u>\$ -</u>	<u>\$ 108,668</u>
Operating Expenses			
Salaries and Benefits	\$ 59,543	\$ 18,035	\$ 77,578
Communication & Transp. Of Commodities	484	592	1,077
Repairing and Servicing	19,019	12,232	31,251
Utilites and Rent	12,528	361	12,890
Professional Services and Fees	-	125	125
Feedmill Expense	370,651	-	370,651
Other Expenses and Services	-	214	214
Commodities Materials and Supplies	81,287	39,773	121,060
Refunds Taxes and Claims	-	-	-
Depreciation	184	743	927
Total Operating Expenses	<u>\$ 543,697</u>	<u>\$ 72,075</u>	<u>\$ 615,772</u>
Operating Income/(Loss)	<u>\$ (435,029)</u>	<u>\$ (72,075)</u>	<u>\$ (507,104)</u>
Nonoperating Revenue (Expense)			
Consumption Certification Income - Swine	\$ -	\$ 117,415	\$ 117,415
Transfers from ADC - Swine	-	31,450	31,450
Total Nonoperating Revenue (Expense)	<u>\$ -</u>	<u>\$ 148,866</u>	<u>\$ 148,866</u>
Net Income/(Loss)	<u><u>\$ (435,029)</u></u>	<u><u>\$ 76,790</u></u>	<u><u>\$ (358,239)</u></u>

**Note: Feedmill Expense is a range of items that we feed our Swine.

**Note: Consumption Certification Income/Transfers from ADC are figured by percentage.

Arkansas Department of Correction
 Agri Division
 Horse Program (All Units) Income Over Expense
 Fiscal Year End June 30, 2016

Operating Revenue	<u>All Units</u>
March 2016 Horse Sale	\$ 29,015
Net Operating Revenue	<u>\$ 29,015</u>
Operating Expenses	
Salaries and Benefits	\$ 46,169
Printing and Advertising	166
Repairing and Servicing	3,420
Utilites and Rent	1,323
Professional Services and Fees	4,300
Other Expenses and Services	4,091
Commodities Materials and Supplies	15,033
Feedmill Expense - All Units	65,212
Hay Fed - All Units	63,935
Depreciation	839
Total Operating Expenses	<u>\$ 204,487</u>
Net Profit/(Loss)	<u><u>\$ (175,472)</u></u>

**Note: Feedmill Expense includes oats that were fed.

2017 Financial Information

Arkansas Department of Correction
 Agri Division
 Row Crop Income Over Expense
 Fiscal Year End June 30, 2017

Operating Revenue	Cummins	Tucker	EARU	Total All Units
Soybean Sales - crop year 2016	\$ 2,191,369	\$ 1,114,706	\$ 213,374	\$ 3,519,450
Rice Sales - crop year 2016	675,227	417,843	129,943	1,223,014
Corn Sales - crop year 2016	381,418	-	95,190	476,608
Wheat Sales - crop year 2017	148,942	64,661	178,457	392,060
Sorghum Sales - crop year 2016	-	85,110	88,281	173,391
Total Operating Revenue	\$ 3,396,957	\$ 1,682,321	\$ 705,245	\$ 5,784,523
Net Operating Revenue	\$ 3,396,957	\$ 1,682,321	\$ 705,245	\$ 5,784,523
Operating Expenses				
Salaries and Benefits	\$ 349,033	\$ 241,288	\$ 199,667	\$ 789,988
Communication & Transp. Of Commodities	119	1,236	7,492	8,846
Printing and Advertising	1,523	-	1,493	3,015
Repairing and Servicing	209,179	209,159	154,640	572,978
Utilites	26,012	48,007	36,671	110,691
Row Crop Leased Equipment	401,662	104,812	27,682	534,156
Travel and Subsistence	-	55	-	55
Professional Services and Fees	43,775	26,874	6,024	76,672
Insurance and Bonds	9,362	3,518	1,010	13,890
Other Expenses and Services	203,910	84,892	37,902	326,704
Commodities Materials and Supplies	1,713,062	907,286	546,146	3,166,493
Refunds Taxes and Claims	27,186	974	140	28,300
Depreciation	57,865	23,079	25,644	106,588
Total Operating Expenses	\$ 3,042,688	\$ 1,651,180	\$ 1,044,511	\$ 5,738,378
Operating Income (Loss)	\$ 354,269	\$ 31,141	\$ (339,265)	\$ 46,145

Arkansas Department of Correction
 Agri Division
 Row Crop Income Over Expense
 Fiscal Year End June 30, 2017

	Total
Operating Income (Loss)	\$ 46,145
Nonoperating Revenue (Expense)	
Grants and Reimbursements	\$ 16,727
Prior-year Warrants Outlawed and Cancelled	130
Prior-year Refund to Expense	88
Total Nonoperating Revenue (Expense)	16,945
Net Income/(Loss)	\$ 63,090

**Note - All expenses for FY 2017 crop are realized in FY 2017 - Most revenue for FY 2017 Crop is received in FY 2018 with the exception of Wheat

	Cummins	Tucker	EARU	Total All Units
Soybean Sales - crop year 2017	\$ 1,475,451	\$ 921,047	\$ 548,190	\$ 2,944,687
Rice Sales - crop year 2017	731,095	369,641	31,027	1,131,763
Corn Sales - crop year 2017	163,690	-	175,316	339,007
Corn - crop year 2017	1,109,769	-	-	1,109,769
Wheat Sales - crop year 2017	148,984	64,664	178,457	392,105
Oats - crop year 2017	75,101	-	-	75,101
	\$ 3,704,089	\$ 1,355,351	\$ 932,991	\$ 5,992,431

**Note: Corn harvested at Cummins went to feedmill to be used a feed. Value is based on feedmill price not market price.

**Note: Oats that are planted are harvested for animal consumption.

**Note: Soybeans for Cummins is an estimate. Still have soybeans that have not been paid for.

Arkansas Department of Correction
 Agri Division
 Garden/Vegetable Division Income over Expense
 Fiscal Year End June 30, 2017

	Gardens	Vegetable Processing	Total
Operating Expenses			
Salaries and Benefits	\$ 266,312	\$ 253,121	\$ 519,433
Communication & Transp. Of Commodities	2,479	2,225	4,703
Printing & Advertising	1,486	149	1,635
Repairing and Servicing	43,331	25,981	69,312
Utilities	18,035	111,218	129,253
Rental Equipment	72,387	-	72,387
Professional Services and Fees	37,875	-	37,875
Other Expenses and Services	-	-	-
Commodities Materials and Supplies	488,422	106,104	594,526
Refunds, Taxes, and Claims	80	-	80
Depreciation	17,359	28,416	45,775
Total Operating Expenses	<u>\$ 947,766</u>	<u>\$ 527,214</u>	<u>\$ 1,474,980</u>
Operating Income (Loss)	<u>\$ (947,766)</u>	<u>\$ (527,214)</u>	<u>\$ (1,474,980)</u>
Nonoperating Revenue (Expense)			
Consumption Certification of Income - Vegetables	\$ -	\$ 2,248,678	\$ 2,248,678
Transfers from ADC - Vegetables	-	401,550	401,550
Total Nonoperating Revenue (Expense)	<u>\$ -</u>	<u>\$ 2,650,228</u>	<u>\$ 2,650,228</u>
Net Income/(Loss)	<u><u>\$ (947,766)</u></u>	<u><u>\$ 2,123,013</u></u>	<u><u>\$ 1,175,248</u></u>

**Note: Consumption Certification Income/Transfers from ADC are figured by percentage.

Arkansas Department of Correction
 Agri Division
 Beef Herd Division Income over Expense
 Fiscal Year End June 30, 2017

	Beef Herd Expense	Cold Storage	Total
Operating Expenses			
Salaries and Benefits	\$ 340,584	\$ 52,818	\$ 393,402
Communication & Transp. Of Commodities	1,544	725	2,270
Printing & Advertising	677	508	1,184
Repairing and Servicing	50,327	20,187	70,514
Utilites and Rent	15,356	1,017	16,373
Travel & Subsistence	153	-	153
Professional Services and Fees	4,000	26	4,026
Insurance and Bonds	680	-	680
Feedmill Expense	192,102	-	192,102
Hay Fed	81,631	-	81,631
Other Expenses and Services	34,566	169	34,735
Commodities Materials and Supplies	194,493	26,198	220,691
Refunds Taxes and Claims	332	-	332
Depreciation	34,847	1,309	36,155
Total Operating Expenses	<u>\$ 951,292</u>	<u>\$ 102,957</u>	<u>\$ 1,054,249</u>
Operating Income/(Loss)	<u>\$ 951,292</u>	<u>\$ 102,957</u>	<u>\$ 1,054,249</u>
Nonoperating Revenue (Expense)			
Consumption Certification Income - Beef	\$ -	\$ 1,844,891	\$ 1,844,891
Transfers from ADC - Beef	-	329,445	329,445
Total Nonoperating Revenue (Expense)	<u>\$ -</u>	<u>\$ 2,174,335</u>	<u>\$ 2,174,335</u>
Net Income/(Loss)	<u><u>\$ (951,292)</u></u>	<u><u>\$ 2,071,379</u></u>	<u><u>\$ 1,120,087</u></u>

** Note: We had Cattle Sales of \$616,037.59 - this is not recognized as revenue. It is used to offset cost to purchase ground beef. Ground beef purchases were \$1,265,238.00.

**Note: Feedmill Expense is a range of items that we feed our Cattle.

**Note: Consumption Certification Income/Transfers from ADC are figured by percentage.

**Note: At fiscal year end 17 ADC Ag Division had a total of 2,256 head of cattle with a value of \$1,636,579.87

Arkansas Department of Correction
Agri Division
Dairy/Milk Processing Expenses
Fiscal Year End June 30, 2017

	Raw Milk Dairy	Processed Milk Milk Processing	Total
Operating Revenue			
Milk Sales	\$ -	\$ 39,179	\$ 39,179
Juice Sales	-	2,091	2,091
Total Operating Revenue	-	41,270	41,270
Net Operating Revenue	-	41,270	41,270
Operating Expenses			
Salaries and Benefits	\$ 156,165	\$ 82,153	\$ 238,319
Communication & Transp. Of Commodities	2,065	205	2,269
Printing and Advertising	-	112	112
Repairing and Servicing	37,345	53,152	90,497
Utilites and Rent	11,168	-	11,168
Professional Services	-	103	103
Feedmill Expense	370,460	-	370,460
Hay Fed	9,420	-	9,420
Other Expenses and Services	6,976	-	6,976
Commodities Materials and Supplies	86,970	321,922	408,892
refunds, Taxes, and Claims	40	34	74
Depreciation	9,627	41,943	51,570
Total Operating Expenses	\$ 690,236	\$ 499,625	\$ 1,189,861
Operating Income (Loss)	\$ (690,236)	\$ (458,355)	\$ (1,148,591)
Nonoperating Revenue (Expense)			
Consumption Certification of Income - Milk	\$ -	\$ 707,250	\$ 707,250
Consumption Certification of Income- Juice	-	4,771	4,771
Transfers from ADC - Milk	-	\$ 126,295	126,295
Transfers from ADC - Juice	-	852	852
Prior-year Warrants Outlawed and Cancelled	-	53	53
Total Nonoperating Revenue (Expense)	-	839,220	839,220
Net Income/(Loss)	\$ (690,236)	\$ 380,865	\$ (309,371)

**Note: Feedmill Expense is a range of items that we feed our Dairy cattle.

**Note: Consumption Certification Income/Transfers from ADC are figured by percentage.

**Note: At fiscal year end 17 ADC Ag Division had a total of 266 head of Dairy Cattle with a value of \$223,280.74

Arkansas Department of Correction
 Agri Division
 Poultry Division Income over Expense
 Fiscal Year End June 30, 2017

Operating Revenue	<u>Total All Units</u>
Egg Sales	\$ 433,440
 Net Operating Revenue	 <u>\$ 433,440</u>
 Operating Expenses	
Salaries and Benefits	\$ 347,672
Communication & Transp. Of Commodities	2,399
Printing and Advertising	256
Repairing and Servicing	35,741
Utilities and Rent	62,334
Feedmill Expense	1,555,778
Other Expenses and Services	637
Commodities Materials and Supplies	332,672
Refunds, Taxes, & Claims	62
Depreciation	44,280
Total Operating Expenses	<u>\$ 2,381,830</u>
 Operating Income (Loss)	 <u>\$ (1,948,391)</u>
 Nonoperating Revenue (Expense)	
Consumption Certification of Income - Eggs	\$ 584,269
Transfers from ADC - Eggs	104,334
Total Nonoperating Revenue (Expense)	<u>\$ 688,602</u>
 Net Income/(Loss)	 <u><u>\$ (1,259,788)</u></u>

**Note: Feedmill Expense is a range of items that we feed our poultry.

**Note: Consumption Certification Income/Transfers from ADC are figured by percentage.

**Note: At fiscal year end 2017 ADC Ag Division had a total of 177,353 chickens with a value of \$645,202.16

Arkansas Department of Correction
 Agri Division
 Swine Division Income over Expense
 Fiscal Year End June 30, 2017

Operating Revenue	Swine	Cold Storage	Total
Swine Sales	\$ 59,870	\$ -	\$ 59,870
Net Operating Revenue	<u>\$ 59,870</u>	<u>\$ -</u>	<u>\$ 59,870</u>
Operating Expenses			
Salaries and Benefits	\$ 60,721	\$ 17,606	\$ 78,327
Communication & Transp. Of Commodities	262	242	504
Printing & Advertising	-	169	169
Repairing and Servicing	10,654	6,729	17,383
Utilites and Rent	13,239	339	13,578
Professional Services and Fees	-	9	9
Feedmill Expense	397,515	-	397,515
Other Expenses and Services	7	56	63
Commodities Materials and Supplies	12,726	8,733	21,458
Refunds Taxes and Claims	-	-	-
Depreciation	184	436	620
Total Operating Expenses	<u>\$ 495,308</u>	<u>\$ 34,319</u>	<u>\$ 529,627</u>
Operating Income/(Loss)	<u>\$ (435,438)</u>	<u>\$ (34,319)</u>	<u>\$ (469,757)</u>
Nonoperating Revenue (Expense)			
Consumption Certification Income - Swine	\$ -	\$ 210,142	\$ 117,415
Transfers from ADC - Swine	-	37,525	31,450
Total Nonoperating Revenue (Expense)	<u>\$ -</u>	<u>\$ 247,667</u>	<u>\$ 148,866</u>
Net Income/(Loss)	<u><u>\$ (435,438)</u></u>	<u><u>\$ 213,348</u></u>	<u><u>\$ (320,892)</u></u>

**Note: Feedmill Expense is a range of items that we feed our Swine.

**Note: Consumption Certification Income/Transfers from ADC are figured by percentage.

**Note: At fiscal year 17 ADC Ag Division had a total of 2,343 head of swine with a value of \$268,880.88.

Arkansas Department of Correction
 Agri Division
 Horse Program (All Units) Income Over Expense
 Fiscal Year End June 30, 2017

Operating Revenue	<u>All Units</u>
March 2017 Horse Sale - All Units 30 Head Sold	\$ 28,890
Net Operating Revenue	<u>\$ 28,890</u>
Operating Expenses	
Salaries and Benefits	\$ 16,389
Printing and Advertising	1,580
Repairing and Servicing	9,136
Utilites and Rent	-
Professional Services and Fees	4,300
Other Expenses and Services	6,842
Commodities Materials and Supplies	21,588
Feedmill Expense - All Units	34,852
Hay Fed - All Units	3,155
Depreciation	2,845
Total Operating Expenses	<u>\$ 100,688</u>
Net Profit/(Loss)	<u><u>\$ (71,798)</u></u>

**Note: Feedmill Expense includes oats that were fed.

***At fiscal year end 2017 ADC had a total of 340 horses valued at \$327,420 (\$963.00 each)

Documentation #7

- Summary of the number of inmates and hours worked for each operation and provide turn out sheets for the last 60 days

Note: Included in this packet are samples of the manhour reports submitted by Department of Correction. Additional reports are available.

Manhour Report Vegetable Processing Division

9/3/2017 Thru 9/19/2017

Name	Class	ADCH	Bks	Job	SUN		MON		TUE		WED		THUR		FRI		SAT		Total
					AM	PM	AM	PM	AM	PM	AM	PM	AM	PM	AM	PM	AM	PM	
1 ANDERSON, CODY	1C	149912	20	Backdock															
2 BAKER, JASON	1C	655129	22	Backdock															
3 BARBER, JAMES	1C	155539	18	Backdock															
4 BERRY, RANDY	1C	143242	12	Backdock															
5 BRICKER, MATHEW	1C	142610	14	Backdock															
6 BURKS, LARRY	1C	141354	12	Backdock															
7 CAGLE, JACOB	1C	147372	10	Backdock															
8 CODY, ANDREWS	1C	155158	16	Backdock															
9 CRANFORD, PAUL	1C	77943	15	Backdock															
10 CROSSLIN, CURTEUS	1C	110553	12	Backdock															
11 CUNNINGHAM, GARY	1C	114703	22	Backdock															
12 DAVIS, BRADLEY	1C	156248	11	Backdock															
13 DERRINGER, MARK	1C	106560	11	Backdock															
14 DIGANDIA, ANTHONY	1C	146432	11	Backdock															
15 ECHOLS, JAMES	1C	92558	19	Backdock															
16 ELLIS, ANTONIO	1C	143897	12	Backdock															
17 ELKOD, JOSHUA	1C	550118	22	Backdock															
18 ESTER, WILLIE	1C	137759	13	Backdock															
19 EVELAND, CHAD	1C	98969	22	Backdock															
20 GATRELL, DANIEL	1C	149496	13	Backdock															
21 GRIFFITH, RICKEY	1C	91600	12	Backdock															
22 HISSOM, KENNETH	1C	144956	12	Backdock															
23 HOWARD, TIMOTHY	1C	160909	14	Backdock															
24 JACKSON, JEROME	1C	550688	12	Backdock															
25 JOHNSON, WESLEY	1C	142077	13	Backdock															
26 JONES, ANTOINE	1C	140858	11	Backdock															
27 JONES, JUSTIN	1C	166250	13	Backdock															
28 JORDAN, KRISTIAN	1C	142485	13	Backdock															
29 LANGLEY, DEREK	1C	133600	14	Backdock															
30 LATHAM, PAUL	1C	75647	21	Backdock															
31 LEMASTER, KENNETH	1C	140257	11	Backdock															
32 MACE, MICHAEL	1C	142460	11	Backdock															
33 MARTIN, TYRONE	1C	132181	11	Backdock															
34 MATNEY, TERRY	1C	159392	15	Backdock															
35 MOODY, ROBERT	1C	166056	22	Backdock															
36 MORRIS, BRYANT	1C	146927	11	Backdock															
37 MORROW, RAY	1C	129603	20	Backdock															
38 NEWTON, FREDRICK	1C	100824	12	Backdock															
39 NICHOLS, MICHAEL	1C	133237	8	Backdock															

School Statistics
No. Attending 1/2 day School
16
No. Attending Full day School
10
Number of Inmates Assigned
Number of Inmates Left
1

WEEKLY TOTAL
MAN-HOURS = 240

Count
62

R. Chapman
Supervisor

9/11/2017
Date

Manhour Report Vegetable Processing Division

10/1/2017

Thru

10/7/2017

ID	Name	IC	Time	Backdock	10/1		10/2		10/3		10/4		10/5		10/6		10/7	
					AM	PM	AM	PM	AM	PM	AM	PM	AM	PM	AM	PM	AM	PM
1	ANDERSON, CODY	1C	149912	20	Backdock													
2	BAKER, JASON	1C	655129	22	Backdock													
3	BARBER, JAMES	1C	155539	18	Backdock													
4	BERRY, RANDY	1C	143242	12	Backdock													
5	BRANDON, ALBERT	1C	654438	14	Backdock													
6	BRICKER, MATHEW	1C	142610	14	Backdock													
7	BURKS, LARRY	1C	141354	12	Backdock	5	3	5	3	5	3	5	3	5	3	5	3	
8	CAGLE, JACOB	1C	147372	10	Backdock													
9	CRANFORD, PAUL	1C	77943	15	Backdock													
10	CUNNINGHAM, GARY	1C	114703	22	Backdock													
11	DAVIS, BRADLEY	1C	156248	11	Backdock													
12	DERRINGER, MARK	1C	106560	11	Backdock													
13	DICANDIA, ANTHONY	1C	146432	11	Backdock													
14	ECHOLS, JAMES	1C	92558	19	Backdock													
15	ELLIS, ANTONIO	1C	143897	12	Backdock													
16	ELROD, JOSHUA	1C	550118	22	Backdock													
17	ESTER, WILLIE	1C	137759	13	Backdock													
18	GARCIA, MARTIN	1C	163473.00	10	Backdock													
19	GATRELL, DANIEL	1C	149496	13	Backdock													
20	GRIFFITH, RICKY	1C	91600	12	Backdock	5	3	5	3	5	3	5	3	5	3	5	3	
21	HISSON, KENNETH	1C	144956	12	Backdock													
22	HOWARD, TIMOTHY	1C	160909	14	Backdock													
23	HYATT, ROBERT	1C	132921	14	Backdock													
24	JACKSON, JEROME	1C	550688	12	Backdock													
25	JOHNSON, WESLEY	1C	142077	13	Backdock													
26	JONES, ANTOINE	1C	140858	11	Backdock													
27	JONES, JUSTIN	1C	166250	13	Backdock													
28	JORDAN, KRISTIAN	1C	142485	13	Backdock	5	3	5	3	5	3	5	3	5	3	5	3	
29	KELLY, STEVEN	1C	158200	18	Backdock													
30	KNIGHT, TEVIN	1C	155721	20	Backdock													
31	LANGLEY, DEREK	1C	133600	14	Backdock													
32	LARRY, DERRICK	1C	131407	20	Backdock													
33	LATHAM, PAUL	1C	75647	21	Backdock													
34	LEMASTER, KENNETH	1C	140257	11	Backdock	5	3	5	3	5	3	5	3	5	3	5	3	
35	MACE, MICHAEL	1C	142460	11	Backdock	5	3	5	3	5	3	5	3	5	3	5	3	
36	MELHORN, WILLIAM	1C	151476	10	Backdock													
37	MORROW, RAY	1C	129603	20	Backdock													
38	NEWTON, FREDRICK	1C	100824	12	Backdock													
39	NICHOLS, MICHAEL	1C	133237	8	Backdock													

WEEKLY TOTAL

MAN-HOURS = 232

Count

62

Supervisor

Date

St. J. ...
10/9/2017

School Statistics
No. Attending 1/2 day School
10
No. Attending Full day School
16
Number of Inmates Assigned
2
Number of Inmates Left
5

Documentation #8

- List of any intergovernmental sales of department commodities and other excess products sold include price and quantity of commodity

Amendment 1


The price of eggs shall be seventeen cents below the Urner-Barry Market Report, using the south central, white, medium egg quoted price.

All trucking responsibilities will now be completed by the Oklahoma Department of Corrections.

This amendment shall have an effective date of March 1, 2017.


APPROVED:

Representing the Oklahoma
Department of Corrections as
Legal Signatory:



Brad Bailey, Director Agri-Services

Representing the Oklahoma
Department of Corrections as
General Counsel:



David Cincotta, General Counsel

Representing the Arkansas
Department of Corrections as
Legal Signatory:

David Farabough, Agriculture Administrator

Representing the Arkansas
Department of Corrections as
General Counsel:

Jim DePriest, General Counsel

Dale Reed, Deputy Director

12:11 PM
11/01/17
Accrual Basis

Arkansas Prisons Egg Operation
Sales by Customer Detail
July 2015 through June 2016

Type	Date	Num	Memo	Name	Item	Qty	Sales Price	Amount	Balance
OK Dept. of Corrections - Agri Services	07/08/2015	EP-16-017	Bid Price 30 dozen box	OK Dept. of Corrections - Agri Services	BP30DZBX (Bid Price 30 dozen box)	720	44.10	31,752.00	31,752.00
Invoice	07/23/2015	EP-16-057	Bid Price 30 dozen box	OK Dept. of Corrections - Agri Services	BP30DZBX (Bid Price 30 dozen box)	720	60.00	43,200.00	74,952.00
Invoice	08/06/2015	EP-16-060	Bid Price 30 dozen box	OK Dept. of Corrections - Agri Services	BP30DZBX (Bid Price 30 dozen box)	720	60.90	43,848.00	118,800.00
Invoice	08/26/2015	EP-16-085	Bid Price 30 dozen box	OK Dept. of Corrections - Agri Services	BP30DZBX (Bid Price 30 dozen box)	720	46.20	33,264.00	152,064.00
Invoice	09/16/2015	EP-16-120	Bid Price 30 dozen box	OK Dept. of Corrections - Agri Services	BP30DZBX (Bid Price 30 dozen box)	720	33,912.00	33,912.00	185,976.00
Invoice	09/29/2015	EP-16-146	Bid Price 30 dozen box	OK Dept. of Corrections - Agri Services	BP30DZBX (Bid Price 30 dozen box)	720	47.10	33,912.00	219,888.00
Invoice	10/07/2015	EP-16-164	Bid Price 30 dozen box	OK Dept. of Corrections - Agri Services	BP30DZBX (Bid Price 30 dozen box)	840	44.40	37,296.00	257,184.00
Invoice	10/21/2015	EP-16-199	Bid Price 30 dozen box	OK Dept. of Corrections - Agri Services	BP30DZBX (Bid Price 30 dozen box)	720	40.50	29,160.00	286,344.00
Invoice	11/02/2015	EP-16-227	Bid Price 30 dozen box	OK Dept. of Corrections - Agri Services	BP30DZBX (Bid Price 30 dozen box)	840	47.10	39,564.00	325,908.00
Invoice	11/17/2015	EP-16-264	Bid Price 30 dozen box	OK Dept. of Corrections - Agri Services	BP30DZBX (Bid Price 30 dozen box)	720	48.30	34,776.00	360,684.00
Invoice	11/25/2015	EP-16-292	Bid Price 30 dozen box	OK Dept. of Corrections - Agri Services	BP30DZBX (Bid Price 30 dozen box)	840	45.30	38,052.00	398,736.00
Invoice	12/07/2015	EP-16-312	Bid Price 30 dozen box	OK Dept. of Corrections - Agri Services	BP30DZBX (Bid Price 30 dozen box)	720	37.80	27,216.00	425,952.00
Invoice	12/18/2015	EP-16-349	Bid Price 30 dozen box	OK Dept. of Corrections - Agri Services	BP30DZBX (Bid Price 30 dozen box)	840	25.50	21,420.00	447,372.00
Invoice	12/26/2015	EP-16-364	Bid Price 30 dozen box	OK Dept. of Corrections - Agri Services	BP30DZBX (Bid Price 30 dozen box)	720	22.80	16,416.00	463,788.00
Invoice	01/15/2016	EP-16-422	Bid Price 30 dozen box	OK Dept. of Corrections - Agri Services	BP30DZBX (Bid Price 30 dozen box)	840	26.70	22,428.00	486,216.00
Invoice	01/29/2016	EP-16-459A	Bid Price 30 dozen box	OK Dept. of Corrections - Agri Services	BP30DZBX (Bid Price 30 dozen box)	740	44.40	32,856.00	519,072.00
Invoice	02/10/2016	EP-16-495	Bid Price 30 dozen box	OK Dept. of Corrections - Agri Services	BP30DZBX (Bid Price 30 dozen box)	840	32.40	27,216.00	546,288.00
Invoice	02/24/2016	EP-16-531	Bid Price 30 dozen box	OK Dept. of Corrections - Agri Services	BP30DZBX (Bid Price 30 dozen box)	778	25.80	20,072.40	566,360.40
Invoice	03/09/2016	EP-16-574	Bid Price 30 dozen box	OK Dept. of Corrections - Agri Services	BP30DZBX (Bid Price 30 dozen box)	984	25.80	25,387.20	591,747.60
Invoice	03/18/2016	EP-16-601	Bid Price 30 dozen box	OK Dept. of Corrections - Agri Services	BP30DZBX (Bid Price 30 dozen box)	755	23.40	17,667.00	609,414.60
Invoice	04/06/2016	EP-16-657	Bid Price 30 dozen box	OK Dept. of Corrections - Agri Services	BP30DZBX (Bid Price 30 dozen box)	1,008	16.80	16,934.40	626,349.00
Invoice	04/21/2016	EP-16-678	Bid Price 30 dozen box	OK Dept. of Corrections - Agri Services	BP30DZBX (Bid Price 30 dozen box)	792	18.00	14,256.00	640,605.00
Invoice	05/04/2016	EP-16-720	Bid Price 30 dozen box	OK Dept. of Corrections - Agri Services	BP30DZBX (Bid Price 30 dozen box)	1,008	19.50	19,656.00	660,261.00
Invoice	05/18/2016	EP-16-754	Bid Price 30 dozen box	OK Dept. of Corrections - Agri Services	BP30DZBX (Bid Price 30 dozen box)	792	15.00	11,880.00	672,141.00
Invoice	06/01/2016	EP-16-799	Bid Price 30 dozen box	OK Dept. of Corrections - Agri Services	BP30DZBX (Bid Price 30 dozen box)	792	13.50	10,692.00	682,833.00
Invoice	06/10/2016	EP-16-802	Bid Price 30 dozen box	OK Dept. of Corrections - Agri Services	BP30DZBX (Bid Price 30 dozen box)	1,002	13.50	13,527.00	696,360.00
Invoice	06/24/2016	EP-16-859	Bid Price 30 dozen box	OK Dept. of Corrections - Agri Services	BP30DZBX (Bid Price 30 dozen box)	1,008	18.00	18,144.00	714,504.00
Total OK Dept. of Corrections - Agri Services									714,504.00
TOTAL									714,504.00

12:11 PM
11/01/17
Accrual Basis

Arkansas Prisons Egg Operation
Sales by Customer Detail
July 2016 through June 2017

Type	Date	Num	Memo	Name	Item	Qty	Sales Price	Amount	Balance
Invoice	07/11/2016	EP-17-032	Bid Price 30 dozen box	OK Dept. of Corrections - Agri Services	BP30DZBX (Bid Price 30 dozen box)	800	16.80	13,440.00	13,440.00
Invoice	07/27/2016	EP-17-070	Bid Price 30 dozen box	OK Dept. of Corrections - Agri Services	BP30DZBX (Bid Price 30 dozen box)	1,044	10.80	11,275.20	24,715.20
Invoice	08/11/2016	EP-17-107	Bid Price 30 dozen box	OK Dept. of Corrections - Agri Services	BP30DZBX (Bid Price 30 dozen box)	816	12.00	9,792.00	34,507.20
Invoice	08/26/2016	EP-17-143	Bid Price 30 dozen box	OK Dept. of Corrections - Agri Services	BP30DZBX (Bid Price 30 dozen box)	834	15.00	12,510.00	47,017.20
Invoice	09/07/2016	EP-17-164a	Bid Price 30 dozen box	OK Dept. of Corrections - Agri Services	BP30DZBX (Bid Price 30 dozen box)	400	14.10	5,640.00	52,657.20
Invoice	09/13/2016	EP-17-179	Bid Price 30 dozen box	OK Dept. of Corrections - Agri Services	BP30DZBX (Bid Price 30 dozen box)	400	13.80	5,520.00	58,177.20
Invoice	09/21/2016	EP-17-197	Bid Price 30 dozen box	OK Dept. of Corrections - Agri Services	BP30DZBX (Bid Price 30 dozen box)	1,068	13.80	14,738.40	72,915.60
Invoice	10/07/2016	EP-17-238	Bid Price 30 dozen box	OK Dept. of Corrections - Agri Services	BP30DZBX (Bid Price 30 dozen box)	400	13.80	5,520.00	78,435.60
Invoice	10/12/2016	EP-17-258	Bid Price 30 dozen box	OK Dept. of Corrections - Agri Services	BP30DZBX (Bid Price 30 dozen box)	440	13.80	6,072.00	84,507.60
Invoice	10/19/2016	EP-17-276	Bid Price 30 dozen box	OK Dept. of Corrections - Agri Services	BP30DZBX (Bid Price 30 dozen box)	1,080	15.00	16,200.00	100,707.60
Invoice	11/04/2016	EP-17-297	Bid Price 30 dozen box	OK Dept. of Corrections - Agri Services	BP30DZBX (Bid Price 30 dozen box)	440	18.90	8,316.00	109,023.60
Invoice	11/09/2016	EP-17-317	Bid Price 30 dozen box	OK Dept. of Corrections - Agri Services	BP30DZBX (Bid Price 30 dozen box)	440	18.30	8,052.00	117,075.60
Invoice	11/16/2016	EP-17-350	Bid Price 30 dozen box	OK Dept. of Corrections - Agri Services	BP30DZBX (Bid Price 30 dozen box)	840	15.00	12,600.00	129,675.60
Invoice	11/30/2016	EP-17-379	Bid Price 30 dozen box	OK Dept. of Corrections - Agri Services	BP30DZBX (Bid Price 30 dozen box)	440	14.10	6,204.00	135,879.60
Invoice	12/06/2016	EP-17-386	Bid Price 30 dozen box	OK Dept. of Corrections - Agri Services	BP30DZBX (Bid Price 30 dozen box)	400	14.10	5,640.00	141,519.60
Invoice	12/14/2016	ep-17-414	Bid Price 30 dozen box	OK Dept. of Corrections - Agri Services	BP30DZBX (Bid Price 30 dozen box)	996	23.10	23,007.60	164,527.20
Invoice	12/29/2016	EP-17-447	Bid Price 30 dozen box	OK Dept. of Corrections - Agri Services	BP30DZBX (Bid Price 30 dozen box)	440	23.10	10,164.00	174,691.20
Invoice	01/05/2017	EP-17-462	Bid Price 30 dozen box	OK Dept. of Corrections - Agri Services	BP30DZBX (Bid Price 30 dozen box)	440	23.10	10,164.00	184,855.20
Invoice	01/11/2017	EP-17-481	Bid Price 30 dozen box	OK Dept. of Corrections - Agri Services	BP30DZBX (Bid Price 30 dozen box)	1,080	17.40	18,792.00	203,647.20
Invoice	01/24/2017	EP-17-506	Bid Price 30 dozen box	OK Dept. of Corrections - Agri Services	BP30DZBX (Bid Price 30 dozen box)	894	22.80	20,363.20	224,030.40
Invoice	02/09/2017	EP-17-554	Bid Price 30 dozen box	OK Dept. of Corrections - Agri Services	BP30DZBX (Bid Price 30 dozen box)	1,095	18.60	20,367.00	244,397.40
Invoice	02/22/2017	EP-17-573	Bid Price 30 dozen box	OK Dept. of Corrections - Agri Services	BP30DZBX (Bid Price 30 dozen box)	852	17.55	14,952.60	259,350.00
Invoice	03/15/2017	EP-17-643	Bid Price 30 dozen box	OK Dept. of Corrections - Agri Services	BP30DZBX (Bid Price 30 dozen box)	1,080	19.20	20,736.00	280,086.00
Invoice	04/05/2017	EP-17-683	Bid Price 30 dozen box	OK Dept. of Corrections - Agri Services	BP30DZBX (Bid Price 30 dozen box)	840	16.128	13,500.00	293,586.00
Invoice	04/19/2017	EP-17-728	Bid Price 30 dozen box	OK Dept. of Corrections - Agri Services	BP30DZBX (Bid Price 30 dozen box)	840	13.50	11,340.00	307,554.00
Invoice	05/03/2017	EP-17-762	Bid Price 30 dozen box	OK Dept. of Corrections - Agri Services	BP30DZBX (Bid Price 30 dozen box)	840	13.50	11,340.00	318,894.00
Invoice	05/17/2017	EP-17-799	Bid Price 30 dozen box	OK Dept. of Corrections - Agri Services	BP30DZBX (Bid Price 30 dozen box)	840	14.10	11,844.00	330,738.00
Invoice	06/01/2017	EP-17-831	Bid Price 30 dozen box	OK Dept. of Corrections - Agri Services	BP30DZBX (Bid Price 30 dozen box)	840	16.50	13,860.00	344,598.00
Invoice	06/14/2017	EP-17-871	Bid Price 30 dozen box	OK Dept. of Corrections - Agri Services	BP30DZBX (Bid Price 30 dozen box)	840	15.30	12,852.00	357,450.00
Invoice	06/28/2017	EP-17-904	Bid Price 30 dozen box	OK Dept. of Corrections - Agri Services	BP30DZBX (Bid Price 30 dozen box)	840	15.60	13,104.00	370,554.00
Total OK Dept. of Corrections - Agri Services									370,554.00
TOTAL									370,554.00

Wednesday, November 01, 2017

No. 213 - Vol. 161

208460

REGIONAL TABLE GRADE EGGS, \$/doz

TONE: Retail demand fair to fairly good. Supplies held confidently.

Market full steady.

COLOR / SIZE	NORTHEAST			MIDWEST		
	Spot Market	30-Day Avg	Graded Loose Index	Spot Market	30-Day Avg	Graded Loose Index
WHITES						
Jumbo	1.34	1.372		1.28	1.312	
Ex Large	1.24+.03	1.308	.93+.03	1.22+.03	1.299	.91+.03
Large	1.16+.03	1.253	.85+.03	1.15+.03	1.251	.84+.03
Medium	1.03+.03	1.018	.72+.03	1.01+.03	1.002	.70+.03
Small	.68	0.692		.68	0.692	
BROWN						
Ex Large	1.58+.01	1.555		1.45	1.444	
Large	1.57+.01	1.545		1.40	1.394	
Medium	.91	0.908		.87	0.868	

COLOR / SIZE	SOUTHEAST			SOUTH CENTRAL		
	Spot Market	30-Day Avg	Graded Loose Index	Spot Market	30-Day Avg	Graded Loose Index
WHITES						
Jumbo	1.39	1.422		1.37	1.402	
Ex Large	1.32+.03	1.417	1.01+.03	1.31+.03	1.403	1.00+.03
Large	1.25+.03	1.369	.94+.03	1.23+.03	1.354	.92+.03
Medium	1.02+.02	1.021	.71+.02	1.04+.02	1.042	.73+.02
Small	.70	0.712		.71	0.722	
WN						
Large	1.49	1.484		1.43	1.424	
Large	1.48	1.474		1.40	1.394	
Medium	.86	0.858		.87	0.868	

BREAKING STOCK, \$/doz

General Trading Prices-Nest Run. Delivered-Net Weights-Material may or may not be included

	NATIONAL Standard	NATIONAL Certified
42-44 lbs	.66-.68	.66-.68
48-50 lbs	.75-.77	.75-.77
50 lbs & up	.77-.78	.77-.78

Changes represent low side adjustments

SHELL EGG SITUATION

Retail Demand Fair to Fairly Good

Supplies Held Confidently

Market Full Steady

Retail demand patterns range fair to fairly good, best where features are already running. Chains are shifting focus to Thanksgiving as the calendar turns over and we enter the baking season. Ad schedules vary. Regional chains are set to run throughout the month, while several national accounts are waiting until closer to the holiday. Distributors are in a similar position. A handful of buyers stocked up through late October, while others are still taking above average volume. Foodservice business is shifting seasonally with population, but should benefit overall from the holiday shopping period.

Wholesale traders are more interested the closer we get to the winter holidays. Several note above average retail call, forcing them to pursue cartoned large on the open market. Asking prices are held with confidence in all areas. Extra large and large are the main sizes bid for, which isn't surprising given the retail-centered motivation. The bulk of sale is premium and our quotations are trending higher in all areas of the country. Mediums are still improving in value for most. Prices are adjusting a bit regionally in the category, likely correlated with production schedules and call from the breaker or export markets. Jumbos are only supportive in limited trade, while smalls are also lightly tested day to day. Brown eggs are wanted in areas of the Northeast, where regional trends are driving spot purchases ahead of the holidays. Further processors are willing buyers of breaking eggs within our stated ranges, but find offerings are somewhat diminished given the renewed call from the graded sector.


The market is full steady.

Brian A. Moscogiuri • brian@urnerbarry.com

Follow us on Twitter @ubegg

\$1.04
\$.17
\$.87

Davey Farough 11-1-17



shop.urnerbarry.com

MARKET PRICES
BOOKS
EVENTS
WALL CHARTS
FORECASTING

MIDWEST POULTRY SERVICES, L.P.
Sixth generation family-owned business since 1875

P.O. Box 307, Mentone, IN 46539
574.353.7651
info@mpslp.com
midwestpoultryservices.com

Documentation #9

- Storage costs for each row crop including location and vendor information



Arkansas Department of Corrections
Cummins Unit
Hwy 388 & Hwy 65 South
Grady, Arkansas 71644-0600
Davey Farabough, Farm Administrator
Phone: (870) 850-8453 Fax: (870) 850-8795
Cell: (870) 692-6353
david.farabough@arkansas.gov

October 20, 2017

The Ag Division has grain storage at the Cummins Farm only. This facility holds corn for feeding the livestock. The excess corn and soybeans are sold by forward contract. This is a bid process. No grain is stored at elevators without being priced so we do not incur storage costs. The rice is placed in the seasonal pool with Riceland Foods. There are no storage costs associated with that program.

Davey Farabough

Documentation #10

Owned Equipment as of 2017 – Pages 73 - 81

Leased Equipment as of October 2017 – Page 82

ARKANSAS DEPARTMENT OF CORRECTION
 AGRICULTURE DIVISION
 OWNED EQUIPMENT AS OF 2017

Type of Equip.	Age	Purchase Date	Purchased Value
John Deere Baler	16	9/18/2001	\$ 27,613.20
Forage Harvesterw/2 Row Header	11	4/25/2006	\$ 21,619.00
Meat Grinder 660 lb capacity	12	11/16/2005	\$ 50,510.24
John Deere Power Unit	33	4/2/1984	\$ 7,075.00
Valley Tower Irrigation Syst.	33	8/6/1984	\$ 49,915.99
Valley Tower Irrigation Syst.	33	8/6/1984	\$ 97,134.00
Valley Tower Irrigation Syst.	32	6/19/1985	\$ 81,603.00
John Deere Pumps	30	6/17/1987	\$ 5,934.25
John Deere Pumps	30	6/17/1987	\$ 5,934.25
John Deere Power Unit	29	6/7/1988	\$ 6,564.50
Power Unit	24	7/12/1993	\$ 6,049.00
Power Unit	24	7/12/1993	\$ 6,049.00
Power Unit	21	3/15/1996	\$ 3,850.00
Power Unit	17	4/6/2000	\$ 8,268.65
Power Unit	17	4/6/2000	\$ 8,268.65
Power Unit	17	4/6/2000	\$ 8,268.65
Power Unit	22	8/30/1995	\$ 3,850.00
Power Unit	22	8/30/1995	\$ 3,850.00
Deutz Engine Irrigation System	26	10/29/1991	\$ 24,800.00
Bobcat Trailer	36	1/11/1995	\$ 13,087.50
Seed Drill	21	5/15/1996	\$ 24,049.14
John Deere 4640 Tractor	34	8/1/1983	\$ 35,950.00
John Deere 4050 Tractor	32	4/11/1985	\$ 22,494.74
John Deere 4650 Tractor	30	6/29/1987	\$ 33,746.73
John Deere 4650 Tractor	29	7/7/1988	\$ 35,041.39
Case IH 7140 Tractor	27	4/4/1990	\$ 59,900.00
John Deere 4255 Tractor	26	6/14/1991	\$ 32,266.00
John Deere 8400 Tractor	18	4/1/1999	\$ 100,463.00
John Deere 8400 Tractor	21	7/15/1996	\$ 95,926.17
Case IH 8950 Tractor	20	3/24/1997	\$ 91,850.00
Valley Tower Irrigation Syst.	17	7/14/2000	\$ 70,693.00
John Deere 4755 Tractor	28	6/21/1989	\$ 45,595.00
John Deere 4760 Tractor	24	7/7/1993	\$ 45,599.00
Case IH 8950 Tractor	20	3/24/1997	\$ 98,200.00
John Deere 8400 Tractor	22	6/21/1995	\$ 78,669.00
Catepillar Road Grader	45	5/7/1990	\$ 30,963.74
Case IH 2388 Combine	17	8/30/2000	\$ 169,950.00
John Deere 9600 Combine	20	7/30/1997	\$ 126,147.16
Tower Irrigation Sys.	27	7/25/1990	\$ 35,000.00
Zimmatic Tower Irrigation Sys.	22	12/20/1995	\$ 138,200.00
Power Unit	20	6/26/1997	\$ 23,655.00
Reinke Tower Irrigation Sys.	20	6/26/1997	\$ 42,451.00
John Deere 9965 Cotton Picker	22	9/28/1995	\$ 162,989.49
Cat Challenger 670 Combine	13	10/7/2004	\$ 197,211.00
John Deere 8430 Tractor	11	6/13/2006	\$ 137,672.00
John Deere 9860 Combine	11	6/9/2006	\$ 234,926.00
Catepillar Dozer		10/10/2007	\$ 62,500.00
Steiger 435S Scraper Tractor	11	6/13/2008	\$ 174,500.00
Pecan Shaker	33	9/24/2007	\$ 23,850.00

John Deere 9870 Combine	8	7/27/2009	\$	275,723.00
John Deere Platform Draper Header		8/24/2012	\$	17,500.00
Case IH Corn Header		7/27/2012	\$	28,150.00
Handlair Grain Vacuum/Blower	5	10/3/2012	\$	34,007.54
Valley Pivot Irrigation System		6/21/2011	\$	76,262.21
New Holland Steer Skid Loader	5	11/7/2012	\$	33,072.00
Leveler		2/22/2012	\$	9,250.00
John Deere 9670 Combine	9	2/27/2012	\$	168,000.00
John Deere 4710 Sprayer		3/13/2012	\$	75,000.00
Bingham Bedder	5	1/12/2013	\$	5,624.00
Reinke Tower Irrigation Sys.	5	6/25/2013	\$	56,623.00
John Deere 568 Baler	7	5/8/2013	\$	15,139.77
John Deere 9430 Tractor	7	5/6/2013	\$	112,883.52
John Deere 5-section folding disk	7	5/6/2013	\$	25,700.71
John Deere 2310 Mulch Finisher	7	5/6/2013	\$	27,057.49
John Deere 4730 Self-Propelled Sprayer	7	6/11/2013	\$	101,827.50
John Deere 2310 Mulch Finisher	7	6/11/2013	\$	27,436.99
John Deere 410 Backhoe	7	5/6/2013	\$	50,721.98
John Deere 458 Baler	5	5/15/2013	\$	38,550.27
Reinke Tower Irrigation Sys.	4	3/6/2014	\$	49,423.00
John Deere Seed Cart		3/10/2014	\$	60,000.00
Rogator Sprayer w/Stainless Steel Tank		3/10/2014	\$	56,000.00
Reinke Pivot - 802'	3	6/26/2014	\$	43,335.00
Reinke Pivot - 1200'	3	7/16/2014	\$	59,078.18
Reinke Pivot - 1200'	3	7/16/2014	\$	59,078.18
Reinke Tower Irrigation Syst.	3	7/30/2014	\$	156,851.00
Reinke Pivot	3	6/26/2014	\$	54,507.00
Reinke Pivot	3	6/26/2014	\$	54,507.00
Reinke Pivot - 630'	3	6/26/2014	\$	34,501.00
John Deere 3955 Harvester (Pull Type)	3	8/21/2014	\$	26,767.41
Reinke Tower Irrigation Syst.	4	8/25/2014	\$	45,635.00
IMC Scrapper w/Hitch	7	6/13/2014	\$	47,072.00
Tractor	32	3/19/1985	\$	12,323.89
Tractor	28	6/21/1989	\$	45,195.00
Tractor	24	6/10/1993	\$	41,564.00
Tractor	24	6/10/1993	\$	41,564.00
Reynolds Dirt Ducket	25	6/18/1992	\$	27,085.01
Reynolds Dirt Ducket	25	6/18/1992	\$	27,085.01
Reynolds Earth Scraper	22	6/23/1995	\$	34,120.00
Silage Trailer	18	8/23/1999	\$	16,273.27
Silage Trailer	18	8/23/1999	\$	16,273.27
Silage Trailer	18	8/23/1999	\$	16,273.27
Silage Trailer	18	8/23/1999	\$	16,273.27
Disk	24	6/10/1993	\$	13,168.00
Disk	24	6/10/1993	\$	13,168.00
Disk	24	6/14/1993	\$	13,168.00
Cultivator	24	12/8/1993	\$	14,312.00
Cultivator	24	12/8/1993	\$	14,312.00
Cultivator	21	3/25/1996	\$	9,941.25
Combine	24	7/8/1993	\$	90,895.00
Ledwell Bulk Feed Trailer	27	11/14/2011	\$	20,065.00
Platform Scales	18	9/29/1999	\$	43,867.05
Grain Drill	17	4/28/2000	\$	37,000.00
Scraper Earth Moving	25	6/18/1992	\$	15,236.43
Grain Cart	24	7/20/1993	\$	11,675.00

Scrapper Earth Moving	24	7/20/1993	\$	14,972.51
Cultivator	20	4/10/1997	\$	14,560.00
Wheelmounted Sprayers	19	6/25/1998	\$	8,350.00
Wheelmounted Sprayers	16	3/27/2001	\$	9,688.00
Wheelmounted Sprayers	19	5/22/1998	\$	7,440.72
Wheelmounted Sprayers	19	5/22/1998	\$	7,440.72
Pulverizing Equipment	20	3/25/1997	\$	7,683.35
Hooded Sprayer	39	2/1/1978	\$	5,138.67
Cotton Trailer	22	7/10/1995	\$	4,120.75
Cotton Trailer	22	7/10/1995	\$	4,120.75
Cotton Trailer	22	7/10/1995	\$	14,863.00
Cotton Trailer	22	7/17/1995	\$	4,120.75
Shredder	22	7/17/1995	\$	4,120.75
Disc Bedder	17	8/21/2000	\$	9,150.00
Disc Bedder	17	2/15/2000	\$	4,550.00
Harrows Disk	17	2/15/2000	\$	4,550.00
Disk	37	6/1/1980	\$	6,489.00
Cultivator	34	9/12/1983	\$	6,469.25
Bush Hog	32	4/23/1985	\$	7,978.77
Picker	27	7/13/1990	\$	2,588.00
Wheelmounted Fertilizer Distributor	23	6/9/1994	\$	17,850.00
Cargo Trailer	19	6/26/1998	\$	3,250.00
Wagon	18	7/19/1999	\$	6,118.25
Seeder	17	6/21/2000	\$	5,500.00
Bean Cutter	21	2/22/1996	\$	4,258.00
Bean Snipper	31	5/1/1986	\$	4,845.97
Pea Podder	31	5/1/1986	\$	2,986.05
Cleaner	31	6/13/1986	\$	3,125.25
Bean Cutter	31	6/13/1986	\$	5,791.65
Hayrakes - Side Towed	18	7/22/1999	\$	21,249.09
Baler	28	4/14/1989	\$	3,322.00
Disc Mower	24	5/21/1993	\$	9,128.00
Combine Header	19	6/24/1998	\$	5,730.00
Combine Header	23	8/25/1994	\$	12,179.00
Combine	20	7/15/1997	\$	14,658.46
Combine	20	7/15/1997	\$	135,084.54
Disk	23	8/25/1994	\$	110,327.05
Whelmounted Sprayer	18	4/10/1999	\$	16,450.00
Disk	34	5/1/1983	\$	20,789.64
Cultivator	34	8/12/1983	\$	14,950.00
Cultivator	33	4/2/1984	\$	9,200.00
Rice Roller	33	11/29/1984	\$	4,200.00
Sub-soiler	32	1/15/1985	\$	4,695.00
Rotary Hoe	32	6/18/1985	\$	3,820.47
Do All	32	12/17/1985	\$	3,108.00
Filed Cultivator	29	4/26/1988	\$	6,886.87
Levee Plow	29	7/11/1988	\$	10,555.00
Harrow Disk	28	4/12/1989	\$	2,194.32
Cultivator	28	6/21/1989	\$	13,925.00
Cultivator	27	5/14/1990	\$	5,460.75
Cultivator	27	5/14/1990	\$	5,460.75
Harrow Spike Tooth	27	6/5/1990	\$	4,700.00
Do All	26	4/10/1991	\$	8,715.80
Cultivator	26	6/1/1991	\$	8,441.00
Cultivator	26	6/12/1991	\$	8,441.00

Harrow Disk	24	7/1/1993	\$	13,550.00
Levee Plow	24	7/1/1993	\$	2,725.00
Cultivator	24	12/14/1993	\$	14,312.00
Seed Drill	21	5/8/1996	\$	34,443.12
Disk	21	5/31/1996	\$	19,976.49
Harrow Disk	18	3/26/1999	\$	19,996.00
Rice Roller	17	9/21/2000	\$	8,050.00
Bed Shaper	49	6/1/1968	\$	1,400.00
Corn Header	33	7/23/1984	\$	16,214.82
Corn Header	33	9/4/1984	\$	12,039.21
Grain Cart	33	9/28/1984	\$	4,200.00
Grain Cart	32	4/5/1985	\$	4,700.00
Grain Cart	32	4/5/1985	\$	4,700.00
Cutter	24	7/1/1993	\$	5,086.00
Baler	20	6/11/1997	\$	13,310.00
Cargo Trailer	47	6/1/1970	\$	4,031.75
Cargo Trailer	55	6/1/1962	\$	2,000.00
Pea Pod & Stick Eliminator	31	6/13/1986	\$	3,854.25
Tractor	33	4/25/1984	\$	12,094.88
Tractor	33	4/25/1984	\$	32,951.58
Tractor	29	7/7/1988	\$	35,041.39
40 FT Flat Bed Trailer	43	6/1/1974	\$	12,600.00
Reynolds Scraper	30	4/2/1987	\$	8,800.00
Power Unit	28	4/7/1989	\$	6,250.00
Power Unit	28	4/7/1989	\$	6,250.00
Mulching Roller Packer	27	3/2/1990	\$	11,087.80
Power Unit	27	4/11/1990	\$	6,650.50
Power Unit	27	4/11/1990	\$	6,650.50
Brandt Land Plane	26	4/1/1991	\$	6,541.00
Mulch Finisher	26	6/17/1991	\$	13,359.00
Do All Stubble Roller 18'	24	7/7/1993	\$	4,300.00
40FT Redball Hooded Sprayer	19	6/16/1998	\$	11,631.25
Do All	19	6/19/1998	\$	8,600.00
Two Blade Levee Splitter	17	8/30/2000	\$	3,250.00
Tank watering/chemical	19	6/1/1998	\$	3,034.13
Power Unit	19	6/19/1998	\$	9,999.00
Power Unit	24	7/31/1993	\$	7,400.00
Do All	32	3/26/1985	\$	2,453.18
Disk	32	5/24/1985	\$	3,597.00
Heard Manure Spreader	28	3/27/1989	\$	1,650.00
25' Flexible Platform Header	20	7/15/1997	\$	14,658.46
25' Rigid Platform Header	20	7/15/1997	\$	13,194.38
Land Plane	49	6/1/1968	\$	1,275.00
Chisel Plow	39	2/1/1978	\$	1,751.71
Hippin-Rigger	45	6/1/1972	\$	2,000.00
Cultivator	38	2/1/1979	\$	7,322.27
4 ROW Flex Planter	38	5/1/1979	\$	2,653.28
Harrow Spike Tooth	37	4/1/1980	\$	5,516.96
Cultivator	37	6/1/1980	\$	3,553.50
Cultivator	36	7/1/1981	\$	6,386.00
Small Disk	36	12/1/1981	\$	5,000.00
Disk	49	6/1/1968	\$	2,890.00
Disk	36	7/1/1981	\$	6,540.50
Harrow Spike Tooth	34	5/1/1983	\$	4,975.00
Cultivator	34	5/1/1983	\$	3,287.00

Cultivator	34	5/1/1983	\$	3,287.00
Disk	35	12/1/1982	\$	8,250.00
Land Plane	34	8/29/1983	\$	14,901.00
Cultivator	33	4/8/1984	\$	2,970.00
8 Row Planter	33	4/25/1984	\$	7,297.38
Field Cultivator	33	4/25/1984	\$	7,579.00
4 Row Planter	33	4/25/1984	\$	2,836.97
Cultivator	32	4/5/1985	\$	3,254.00
Harrow Disk	32	4/19/1985	\$	7,647.39
Cultivator	33	4/8/1984	\$	1,818.00
Cultivator	33	4/2/1984	\$	12,950.00
Brant Land Plain	34	8/13/1983	\$	5,770.00
Cultivator	32	11/20/1985	\$	6,739.00
Rotary Hoe	32	12/16/1985	\$	2,436.00
Rotary Hoe	32	12/16/1985	\$	2,436.00
8 Row Planter	32	12/17/1985	\$	6,849.00
Cultivator	30	4/2/1987	\$	3,478.00
Disk	30	5/14/1987	\$	8,677.42
Disk	29	3/30/1988	\$	9,460.00
Levee Plow	29	3/30/1988	\$	1,215.00
Levee Plow	29	4/28/1988	\$	2,350.00
Levee Seeder	29	4/28/1988	\$	4,798.75
Blade	28	3/17/1989	\$	2,400.00
Disk Offset	26	4/1/1991	\$	11,000.00
Cultivator	24	9/30/1993	\$	12,695.00
Disk	24	8/26/1993	\$	12,417.00
Levee Squeezer	21	4/9/1996	\$	5,000.00
Grain Drill	24	7/8/1993	\$	24,741.00
Drill	21	5/4/1996	\$	34,443.12
Grain Cart	41	6/1/1976	\$	1,337.00
Grain Cart	41	6/1/1976	\$	1,337.00
Grain Cart	41	7/1/1976	\$	1,337.00
Grain Cart	33	9/28/1984	\$	4,200.00
Grain Cart	24	7/20/1993	\$	11,675.00
John Deere Baler	30	5/20/1987	\$	9,705.91
Bush Hog	18	4/22/1999	\$	7,100.00
Scoop Type Loader	22	5/22/1995	\$	4,807.00
Stock Trailer	27	7/3/1990	\$	4,880.80
Tractor Blade	29	5/20/1988	\$	1,965.00
Trailer	19	7/8/1998	\$	2,050.00
Trailer	19	7/8/1998	\$	2,050.00
Trailer	19	7/8/1998	\$	2,050.00
Tractor	24	5/24/1993	\$	12,933.00
Tractor	24	6/10/1993	\$	55,590.00
Tractor	24	6/10/1993	\$	55,590.00
Tractor	22	6/19/1995	\$	49,975.00
Land Leveler	24	5/17/1993	\$	4,575.00
Land Leveler	24	5/17/1993	\$	4,575.00
Land Leveler	24	5/17/1993	\$	4,575.00
Bush Hog	24	5/17/1993	\$	2,023.00
Ditching Machine	24	5/17/1993	\$	2,000.00
Towed Field Mower	24	5/27/1993	\$	1,488.00
Scraper Earth Moving	24	6/18/1993	\$	2,695.00
Cutter	24	7/8/1993	\$	4,906.00
Tank Trailer	24	7/8/1993	\$	3,000.00

Trailer	23	6/5/1994	\$	1,596.86
Trailer	23	6/5/1994	\$	2,959.14
Wheelmounted Sprayer	18	4/12/2001	\$	6,700.00
Earth Moving Equipment	24	8/30/1993	\$	15,250.00
Earth Moving Equipment	21	4/22/1996	\$	35,814.00
Earth Moving Equipment	24	4/22/1996	\$	17,906.00
Do All	24	5/20/1993	\$	8,165.00
Do All	24	5/20/1993	\$	8,165.00
Cultivator	24	5/26/1993	\$	5,994.00
Cultivator	24	5/26/1993	\$	5,994.00
Tractor Blade	24	6/21/1993	\$	2,260.00
Chisel Plow	24	6/21/1993	\$	4,330.00
Chisel Plow	24	6/21/1993	\$	4,330.00
Sub-soiler	24	6/21/1993	\$	9,388.00
Sub-soiler	24	6/21/1993	\$	9,388.00
Rotary Hoe	24	6/21/1993	\$	6,251.00
Disk	24	7/8/1993	\$	8,125.00
Cultivator	22	5/16/1995	\$	9,999.00
Cultivator	22	5/16/1995	\$	9,999.00
Harrow Disk	20	1/13/1997	\$	4,836.00
Cultivator	24	7/26/1993	\$	7,776.88
Cultivator	24	7/26/1993	\$	7,776.88
Row Marker	22	5/15/1995	\$	1,497.40
Disk	22	5/15/1995	\$	8,276.36
Grain Cart	24	7/27/1993	\$	11,675.00
Square Baler	16	12/12/2001	\$	15,869.50
Rice Levee Packer	15	4/3/2002	\$	3,850.00
Water Irrigation Relift T/U Farm	15	7/29/2002	\$	3,469.00
Power Unit	15	12/17/2002	\$	3,554.27
Hipper Bar 38' - 12 Row Stack Fold	14	4/25/2003	\$	10,554.50
Hipper Bar 38' - 12 Row Stack Fold	14	4/25/2003	\$	10,554.50
12 Row Planter Bar - Stack Fold	14	4/25/2003	\$	6,192.05
12 Row Planter Bar - Stack Fold		6/1/2009	\$	5,000.00
12 Row Planter Bar - Stack Fold		3/25/2003	\$	6,192.05
12 Row Planter Bar - Stack Fold		6/1/2009	\$	5,000.00
Power Unit	14	8/8/2003	\$	7,575.00
Power Unit	14	8/8/2003	\$	7,575.00
Power Unit	14	8/8/2003	\$	7,575.00
Tedder Rake	14	9/3/2003	\$	4,450.00
Power Unit	14	9/16/2003	\$	3,549.15
Tedder Rake	14	10/1/2003	\$	4,450.00
Feeder	13	1/16/2004	\$	3,970.00
Leveler Plane - Laser	14	9/22/2003	\$	8,200.00
Corn Husker, Hughes Processing- 8 Roll 4 Lane	13	4/26/2004	\$	9,000.00
Planter Vacumm	13	5/19/2004	\$	8,472.00
Cutlivator - Layby 12 Row	13	9/24/2004	\$	4,200.00
Grain Cart Brent 880 - Roll Up Tarp	13	7/26/2004	\$	21,425.00
Header - StripperHeader	13	10/7/2004	\$	31,837.00
Land Plane	13	9/24/2004	\$	8,117.44
Land Plane	13	9/24/2004	\$	8,117.44
Elevated Conveyor Belt 24 x 30	12	3/11/2005	\$	4,500.00
Forklift Komatsu	12	1/11/2005	\$	8,517.50
12 Row Bedder	12	3/29/2005	\$	37,725.58
16 Ton Overhead Bulk Feeding Bin	13	9/30/2004	\$	4,980.00
16 Ton Overhead Feeding Bin	13	1/16/2004	\$	3,970.00

Feeding Bin 16 Ton Overhead	12	4/7/2005	\$	5,500.00
Cotton Planter 12 Row Stackfold	12	4/8/2005	\$	41,920.00
Pump Electric Submersible	12	6/14/2005	\$	8,979.00
4T100 JD Power Unit w/Trailer	12	6/28/2005	\$	8,600.00
4T100 JD Power Unit, w/Trailer	12	6/28/2005	\$	8,600.00
Truck Tractor Freightliner 2001	12	8/15/2005	\$	25,511.50
Trailer Protrak 2002	12	8/30/2005	\$	5,256.50
Gooseneck Flatbed Trailer 8' x20', Pro-Trak	12	12/19/2005	\$	6,634.50
Finishing Bucket	12	9/29/2005	\$	14,950.00
Krone Rake	12	9/30/2005	\$	8,850.00
Rigid Mast Laser System	12	12/1/2005	\$	6,967.45
Power Unit	11	5/17/2006	\$	7,000.00
Krone Disc Mower	11	1/18/2006	\$	7,500.00
Hipper Roller	11	5/1/2006	\$	9,750.00
Grain Cart	11	5/1/2006	\$	17,300.00
Grain Cart	11	5/1/2006	\$	17,300.00
injector Bucket	11	5/1/2006	\$	54,000.00
RedBall Hooded Sprayer	11	4/25/2006	\$	13,650.00
Lister Bedder Roller, 12-Row 38 IN.	11	5/1/2006	\$	19,125.00
Power Unit Crop Irrigation	11	9/14/2006	\$	9,325.00
Power Unit Crop Irrigation	11	9/14/2006	\$	9,325.00
Shredder	11	9/14/2006	\$	14,950.00
Trailer, Dump Bed	11	10/5/2006	\$	12,000.00
Bush Hog/Cutter	11	10/19/2006	\$	2,993.00
Massey Ferguson Baler	10	2/6/2007	\$	16,832.50
Hay Rake	10	3/13/2007	\$	4,520.00
Levee Splitter	10	5/14/2007	\$	3,895.00
Power Unit, Deutz	10	3/20/2007	\$	7,307.50
Mower with Rubber Roller	10	5/8/2007	\$	21,739.37
Irrigation Well	10	6/14/2007	\$	7,450.00
Ditcher-Drain; 1000 RPM	10	5/16/2007	\$	3,195.00
Cutter	10	8/8/2007	\$	13,598.00
Power Unit, Deutz 90hp	10	8/17/2007	\$	9,200.00
Power Unit, Deutz 90hp	10	8/17/2007	\$	9,200.00
K-Lift, Wiggins	10	9/19/2007	\$	6,500.00
Rotary Cutter	10	9/10/2007	\$	13,598.00
Bob Truck with Refrigerated Van	9	3/13/2008	\$	119,022.06
Manure Spreader	10	10/16/2007	\$	23,802.75
Grain Drill	9	2/8/2008	\$	50,375.00
12 Row Seed Bed Conditioner	10	12/27/2007	\$	14,950.00
Vegetable Cutter, Dicer	9	5/14/2008	\$	33,811.00
Do All, 12-Row Cotton Production	9	4/3/2008	\$	15,500.00
Orchard Sprayer	9	6/2/2008	\$	15,906.32
Udisk - 4 Row	9	5/19/2008	\$	4,950.00
Dump Trailer, 24 Yard, with Quarter Frame	9	6/12/2008	\$	23,526.25
Dump Trailer, 24 Yard, with Quarter Frame	9	7/8/2008	\$	1,999.73
8.5 HP Power Unit w/Clutch, Trailer & Batteries	9	6/11/2008	\$	9,450.00
Rotary Cutter,	9	10/14/2008	\$	5,284.50
Power Unit- Duetz 85 Hp.	9	8/14/2008	\$	9,550.00
Field Cultivator	8	5/15/2009	\$	26,500.00
Seed Bed Conditioner	8	5/15/2009	\$	6,000.00
Hopper Feeder, 2500 lb. Truck Model	9	11/14/2008	\$	3,152.00
Back Hoe, John Deere		6/4/2009	\$	6,300.00
Stripper Header	8	6/24/2009	\$	42,495.00
Brandt Corner Grain Cart w/Roll Over Tarp	8	4/30/2009	\$	29,860.00

Kuhn Hay Tedder	8	6/8/2009	\$	6,475.00
Platform John Deere 0930 30ft Flexible	8	7/27/2009	\$	27,270.00
Forklift, electric stand-up reach truck	7	2/18/2010	\$	31,814.40
Road Grader Champion 700 Series		12/28/2009	\$	4,000.00
Grain Cart Brandt 500 bu.	7	3/3/2010	\$	5,500.00
Sprayer Hardi Navigator	7	3/9/2010	\$	10,500.00
Grain Cart	7	3/9/2010	\$	11,200.00
Grain Cart	7	3/23/2010	\$	11,500.00
Cultivator	26	4/19/1991	\$	4,450.00
New Holland 854 Silage Head	7	8/18/2010	\$	8,500.00
Grader John Deere	7	8/24/2010	\$	7,000.00
Seed vac w/hopper	7	9/1/2010	\$	5,323.94
Litter/Lime Spreader	7	9/20/2010	\$	14,907.40
Semi Truck 1988 International	7	9/9/2010	\$	8,000.00
Trailer - Covered Gooseneck Transplant	7	11/23/2010	\$	4,850.00
Planter - Seeder tray filter	7	11/23/2010	\$	9,876.00
Seeder - vacumm drum	7	11/23/2010	\$	10,708.87
Feeder - Trip Hopper Range Model P-856	6	1/14/2011	\$	2,900.00
Small Engines - Power Unit - Case IH 439IT	7	12/15/2010	\$	4,800.00
Small Engines - Power Unit - Noram Power Unit	6	1/4/2011	\$	2,600.00
Power Unit	6	3/4/2011	\$	2,500.00
Power Unit (Tank / Trailer)	6	3/10/2011	\$	2,750.00
Power Unit (Tank / Trailer)	6	3/10/2011	\$	3,000.00
PTO Ditcher Country wide	6	6/9/2011	\$	3,425.00
Turbo Power Unit with Trailer 120 HP	6	6/8/2011	\$	18,150.00
Pecan Harvester	5	9/10/2012	\$	6,500.00
RTK G53 2630 System	6	4/6/2011	\$	38,332.80
SEI System	6	4/6/2011	\$	11,035.20
Plow	6	4/6/2011	\$	8,712.00
Clipper Eclipse 334 Seed Cleaner, Screens, Crating	5	3/19/2012	\$	16,605.00
John Deere 925 Header		3/13/2012	\$	6,500.00
Irrigator-with/parts/motor/Assemblies	4	1/8/2013	\$	9,851.37
Kunn Disc Cutter	4	2/25/2013	\$	5,100.00
Fair Oaks Leveler	4	3/22/2013	\$	8,250.00
Reynolds 17 CY Pan w/12' Cut	3	6/18/2014	\$	40,500.00
Case IH 340 Tractor	4	8/5/2014	\$	199,630.00
Case IH 290 Tractor	4	8/5/2014	\$	177,577.78
Case IH 290 Tractor	4	8/5/2014	\$	177,577.78
Case IH 130Tractor W/L 765 Loader	4	8/5/2014	\$	114,691.11
John Deere Harvesting Unit w/Kernel Processor	3	8/21/2014	\$	13,518.12
John Deere 5055E Tractor w/Loader and Mower	3	1/29/2015	\$	32,963.20
John Deere Power Unit w/Generator	3	6/23/2014	\$	15,000.00
Kuhn Trailer Disc Mower	3	6/13/2014	\$	17,960.00
Freightliner Truck	10	5/30/2014	\$	25,675.99
Fair Oaks Flat Roller	6	5/14/2013	\$	12,500.00
4 Basket Tedder Rake	4	6/13/2013	\$	6,544.00
Pecan Cleaner Savage	7	10/8/2013	\$	14,745.00
Disc Mower		9/24/2013	\$	20,214.09
Draper Header	5	11/25/2013	\$	14,044.43
Savage Pecan Harvester	5	12/12/2013	\$	22,000.00
Pixal Big Jack Bean Harvester	6	1/31/2014	\$	25,000.00
Corn Kit for Chassis	3	1/31/2014	\$	8,500.00
4-Row 30" Corn Header	5	1/31/2014	\$	14,500.00
Hyster Forklift	3	1/30/2014	\$	9,825.45
Air Drill	3	1/31/2014	\$	65,000.00

Yale Forklift	3	5/1/2015	\$	18,880.00
Case IH 130 Tractor w/Loader	3	6/23/2015	\$	115,750.00
Case IH 130 Tractor w/Loader	3	6/23/2015	\$	115,750.00
International Spreader Truck	7	6/19/2015	\$	47,483.00
Yale Forklift (Electric)	1	5/3/2016	\$	23,436.08
John Deere Silage Round Baler	2	5/5/2016	\$	41,042.25
Caterpillar Dozer	14	5/12/2016	\$	28,000.00
Power Unit HP	1	9/15/2016	\$	29,758.74
Pressure Washer	2	10/7/2015	\$	7,471.25
Harsco Dump Truck	5	5/14/2015	\$	4,873.74
Grain Cart Used		1/26/2015	\$	9,250.00
Brandt Roller	7	5/20/2016	\$	3,042.00
John Deere 1720 Planter	15	5/20/2016	\$	6,929.00
John Deere 1720 Planter	10	5/20/2016	\$	6,929.00
Hughes High Capacity Snipper	1	3/10/2017	\$	35,981.67
John Deere 9986 Cotton Picker	14	12/18/2003	\$	258,114.39
John Deere 9986 Cotton Picker	14	12/19/2003	\$	285,715.07
Case IH 130 Tractor	10	5/14/2007	\$	51,048.34
Case IH 130 Tractor	10	5/14/2007	\$	51,048.34
Case IH 130 Tractor	10	5/14/2007	\$	51,048.34
Case IH 130 Tractor	10	5/14/2007	\$	51,048.34
Case IH 130 Tractor	10	5/14/2007	\$	43,608.52
Case IH 110 Tractor	10	5/14/2007	\$	40,610.38
Case IH 125 Tractor	10	5/14/2007	\$	40,610.38
Case IH 115 Tractor	10	5/14/2007	\$	40,610.38
Case IH 110 Tractor	10	6/19/2017	\$	45,043.73
Case IH 110 Tractor	10	6/19/2007	\$	45,043.73
Case IH 110 Tractor	10	6/19/2007	\$	45,043.73
Case IH 110 Tractor	10	6/19/2007	\$	42,084.58
Case IH 125 Tractor	10	6/19/2007	\$	42,084.58
Case IH 110 Tractor	10	6/19/2017	\$	42,084.58
Case IH 110 Tractor	10	6/19/2017	\$	42,084.58
Case IH 125 Tractor	10	6/19/2017	\$	42,084.58
Hew Holland Excavator	10	6/20/2007	\$	108,468.00
John Deere 8400 Tractor	20	6/9/2007	\$	59,948.68
John Deere 8400 Tractor	20	6/9/2007	\$	59,948.68
John Deere 8400 Tractor	20	6/9/2007	\$	59,948.68
John Deere 8400 Tractor	20	6/9/2007	\$	65,869.22
John Deere 8400 Tractor	20	4/16/2007	\$	66,915.83
John Deere 8400 Tractor	20	6/19/2007	\$	65,869.22
John Deere 8400 Tractor	20	6/19/2007	\$	59,948.38
John Deere 8400 Tractor	20	6/19/2007	\$	59,948.38
MRS Earth Scraper	42	4/7/2005	\$	10,500.00
Total ADC Owned Major Farm Equipment			\$	<u>12,130,681.19</u>

ARKANSAS DEPARTMENT OF CORRECTION
 AGRICULTURE DIVISION
 LEASED EQUIPMENT AS OF OCTOBER 2017

Type of Equip.	Age	Lease Date	Leased Value
New Holland Combine	1	7/1/2017	\$ 70,000.00
New Holland Tractor	1	7/1/2017	\$ 22,000.00
New Holland Tractor	1	7/1/2017	\$ 15,000.00
New Holland Tractor w/Loader	1	7/1/2017	\$ 5,000.00
New Holland Tractor w/Loader	1	7/1/2017	\$ 5,000.00
New Holland Tractor	1	7/1/2017	\$ 15,000.00
New Holland Tractor	1	7/1/2017	\$ 15,000.00
New Holland Self-Propelled Sprayer	1	7/1/2017	\$ 40,000.00
New Holland Tractor	1	7/1/2017	\$ 15,000.00
New Holland Tractor w/Tracks	1	7/1/2017	\$ 27,000.00
New Holland Tractor	1	7/1/2017	\$ 22,000.00
New Holland Tractor w/Loader	1	7/1/2017	\$ 5,000.00
New Holland Tractor w/Loader	1	7/1/2017	\$ 5,000.00
New Holland Tractor	1	7/1/2017	\$ 22,000.00
New Holland Tractor	1	7/1/2017	\$ 35,000.00
New Holland Tractor	1	7/1/2017	\$ 18,500.00
New Holland Tractor	1	7/1/2017	\$ 21,000.00
New Holland Tractor	1	7/1/2017	\$ 18,500.00
New Holland Tractor	1	7/1/2017	\$ 15,000.00
New Holland Tractor w/Loader	1	7/1/2017	\$ 5,000.00
New Holland Tractor w/Loader	1	7/1/2017	\$ 5,000.00
New Holland Tractor	1	7/1/2017	\$ 21,000.00
New Holland Combine	1	7/1/2017	\$ 55,000.00
Case IH Air Drill	2	1/30/2017	\$ 34,000.00
Case IH Seed Cart	2	1/30/2017	\$ 14,000.00
New Holland Tractor	1	7/1/2017	\$ 15,000.00
New Holland Tractor w/Tracks	1	7/1/2017	\$ 27,000.00
John Deere Combine (Short Term Lease)	4	10/16/2017	\$ 23,000.00
John Deere Draper Header (Short Term Lease)	3	9/11/2017	\$ 16,250.00
Total ADC Leased Equipment			\$ 606,250.00