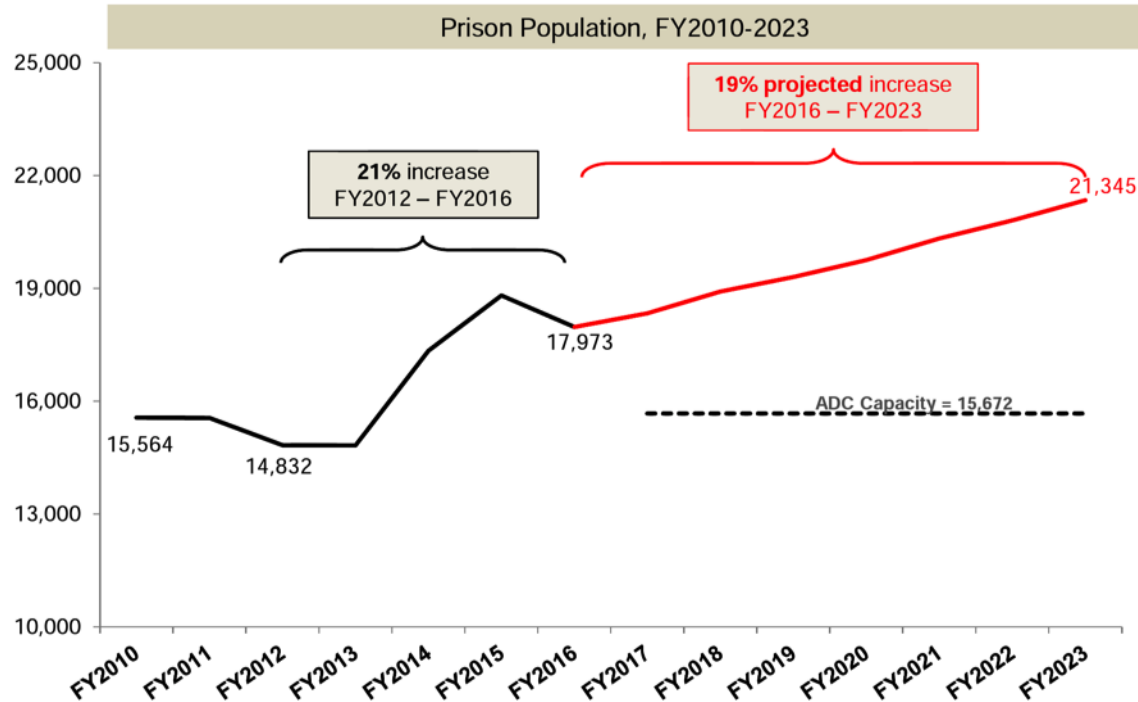


RESTORE HOPE

COMMUNITY JUSTICE INNOVATIONS

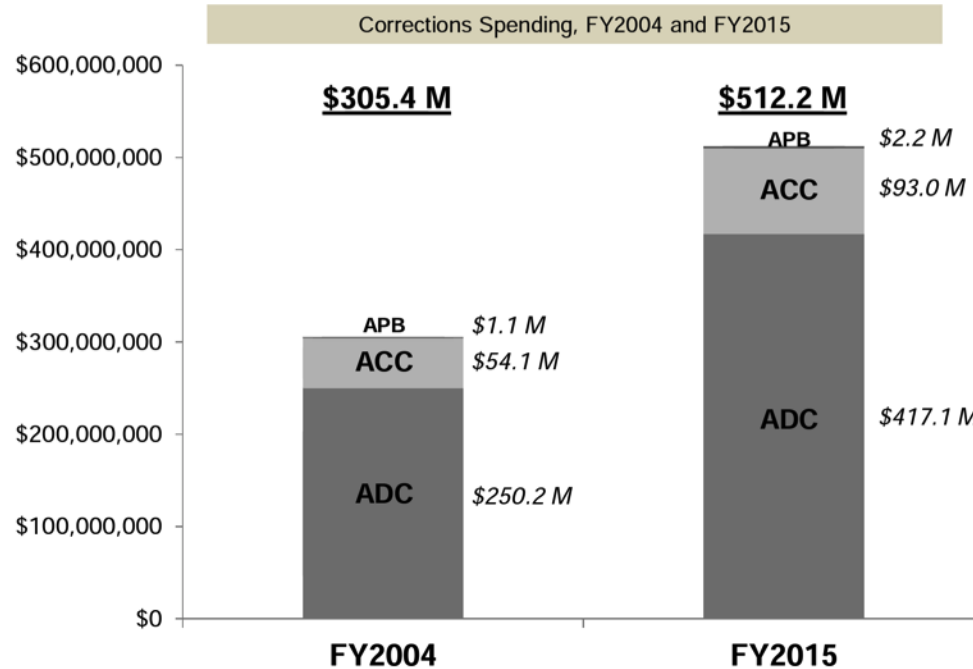
August 28, 2019

Arkansas's prison population is projected to increase 19% by the end of FY2023



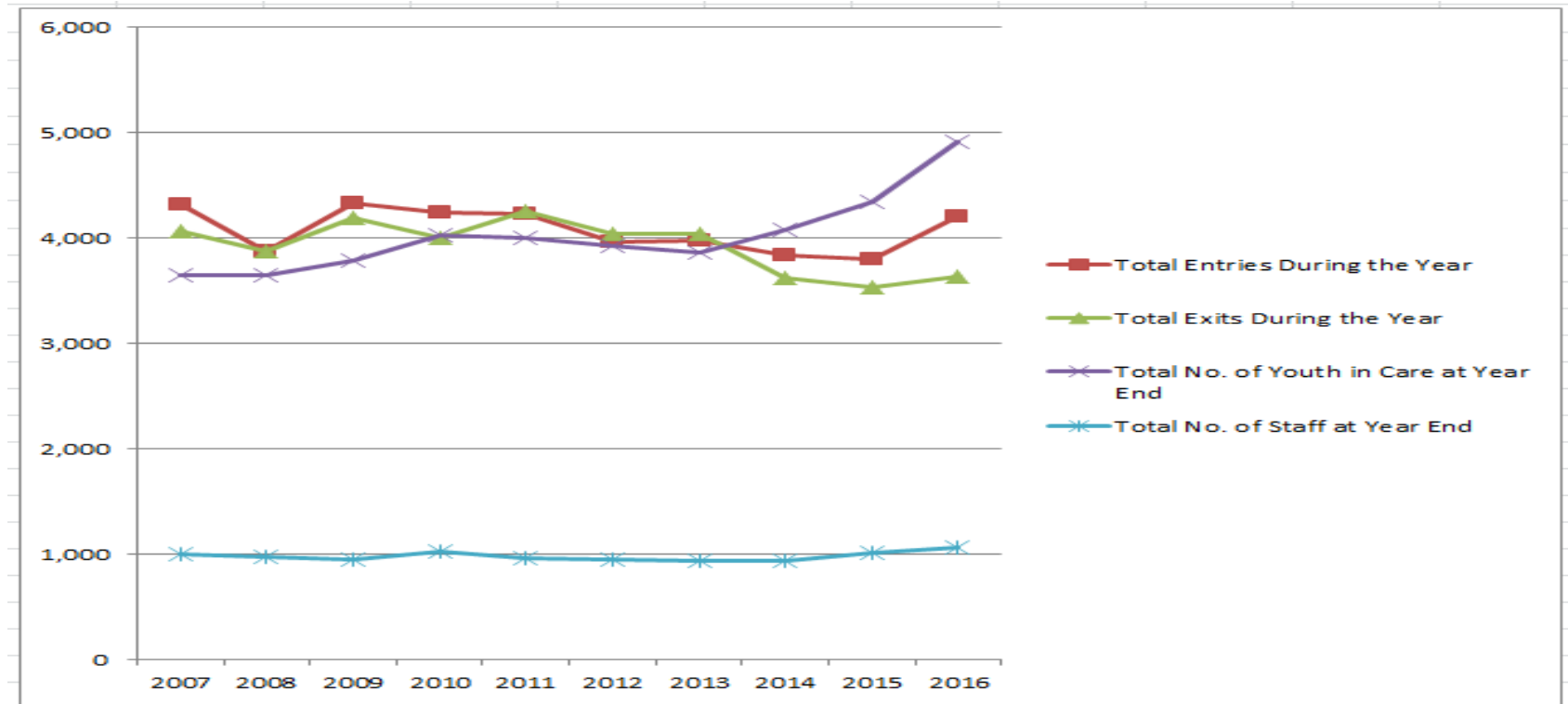
Source: ADC Population Data; JFA Associates, 2016 Arkansas Prison Projections and Historical Corrections Trends, June 2016

Arkansas now spends more than half a billion dollars on corrections, a 68 percent increase since 2004



Source: Arkansas State Budget 2004, 2015

Children/Staff in the foster care system each year



2017 Community Well-Being Ranking

PURPOSE: Liking what you do each day and being motivated to achieve your goals

COMMUNITY: Liking where you live, feeling safe and having pride in your community

SOCIAL: Having supportive relationships and love in your life

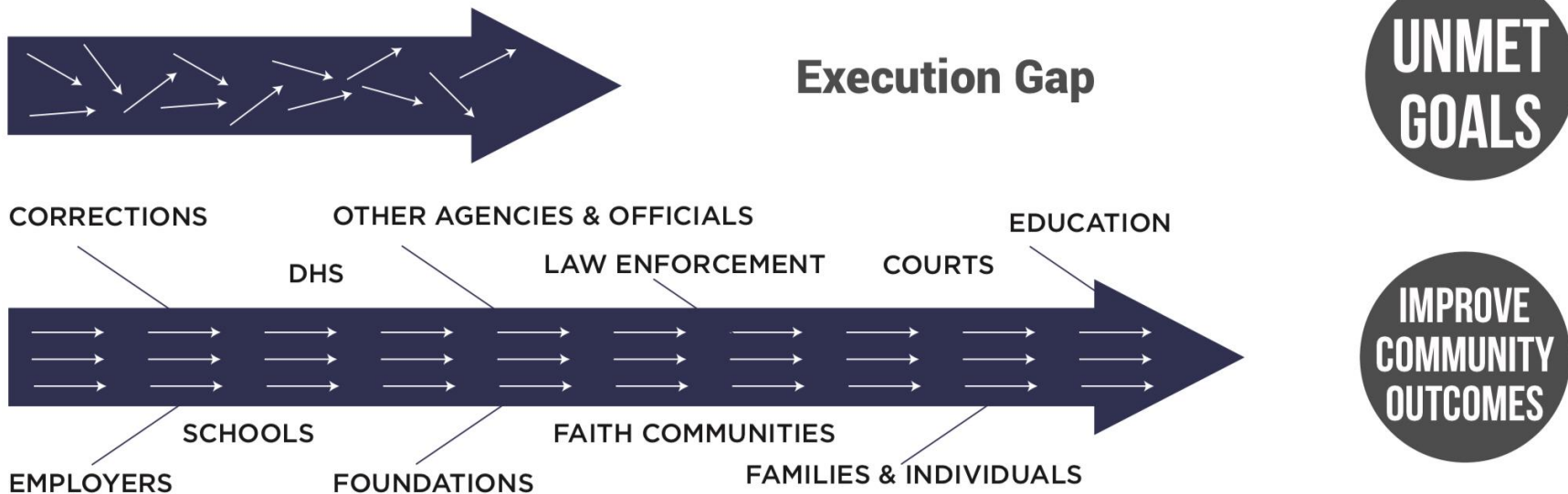
PHYSICAL: Having good health and enough energy to get things done daily

FINANCIAL: Managing your economic life to reduce stress and increase security

Rank	Community	Well-Being	Social		Community		
		Score	Purpose	Financial	Physical		
180.	Erie, PA	59.2	175	168	54	178	175
181.	South Bend-Mishawaka, IN-MI	59.2	134	169	144	179	162
182.	Binghamton, NY	58.9	184	127	96	184	147
183.	Hickory-Lenoir-Morganton, NC	58.6	176	165	183	114	185
184.	Gulfport-Biloxi-Pascagoula, MS	58.6	167	164	186	131	184
185.	Canton-Massillon, OH	58.3	186	185	164	165	183
186.	Fort Smith, AR-OK	58.2	183	181	185	145	186

- Highest Quintile (1 - 38)
- 2nd Quintile (39 - 75)
- 3rd Quintile (76 - 112)
- 4th Quintile (113 - 149)
- 5th Quintile (150 - 186)

A Collaborative Initiative of Public, Social, and Private Sectors is the only way to make significant impact



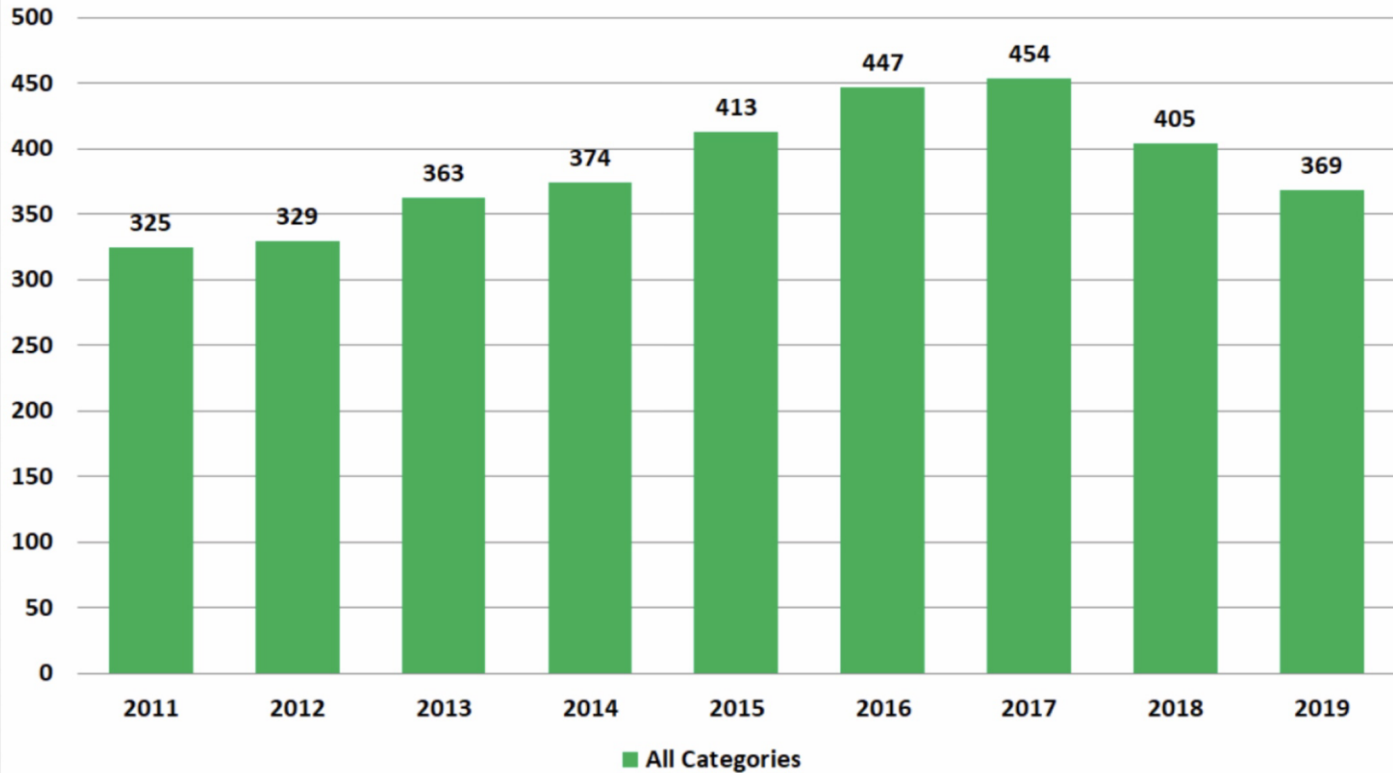
What We Do

- Common Goals
- Shared Success Metrics
- Constant Communication

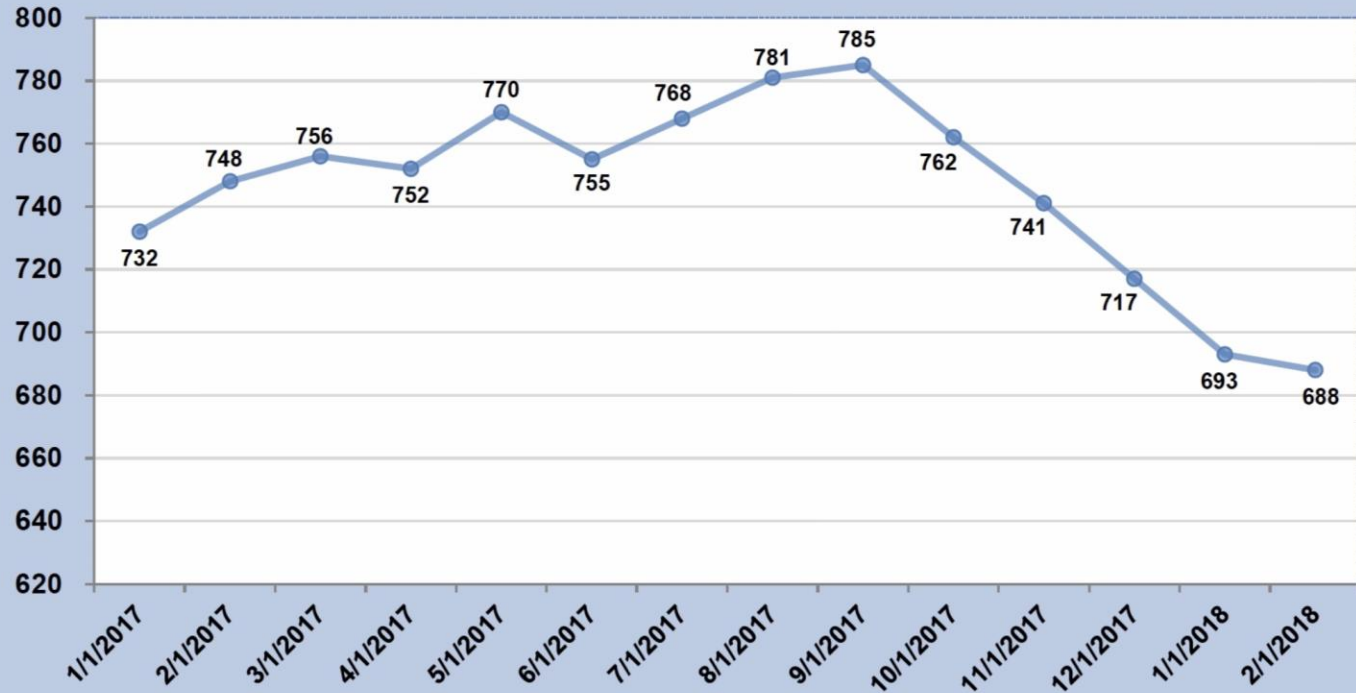
How We Do It

- Reentry
- Alternative Sentencing
- Child Welfare
- Intern/Volunteers

**Average Daily Inmate Population 2011 to Present
All Categories**



Children in Foster Care, Sebastian County

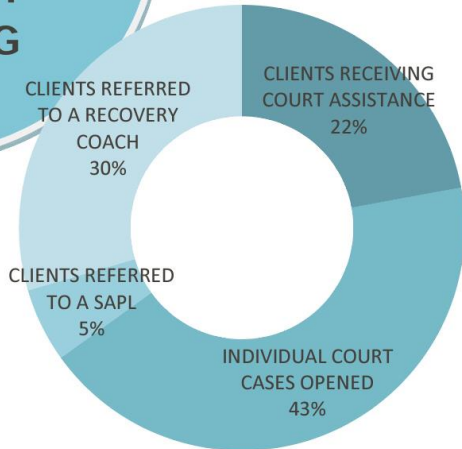


*The chart above displays the number of children in foster care as of the first day of each month, beginning January 1, 2017.

**1,125
OFFENDERS
CONNECTED TO
RECOVERY
COACHING**

1. SUBSTANCE ABUSE

To address this factor, Restore Hope and Harbor House partnered so that Recovery Coaches would be available in Parole/Probation offices to meet with those returning to their communities.

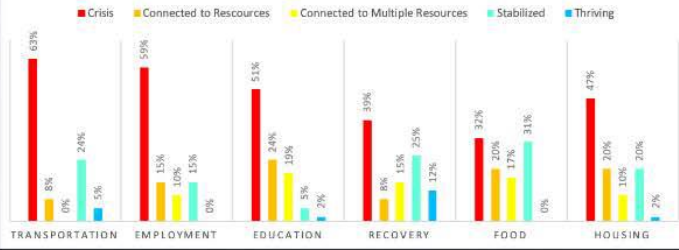


2. OUTSTANDING COURT ISSUES

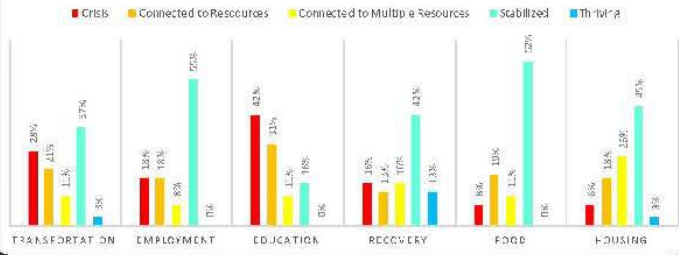
To address this factor, the Omega focus group developed a mutually beneficial process to help parolees resolve outstanding court obligations (warrants, fines, DL suspensions).

AS OF JUNE 30,
63 CASES: 31 IN-HOME,
32 REMOVALS

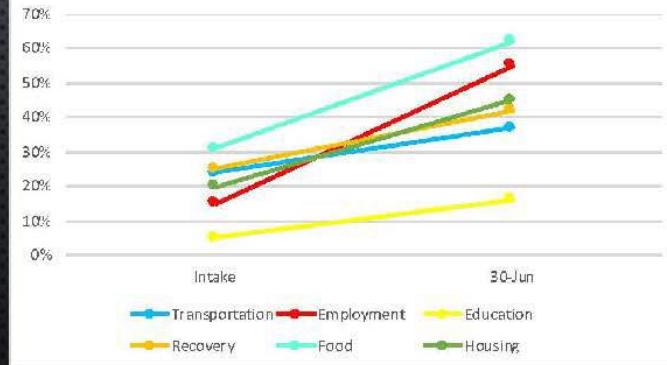
100 FAMILIES CLIENTS AT INTAKE



100 FAMILIES CLIENTS AS OF JUNE 30TH



Stabilized at Intake vs. June 30th



Roadmap

Expand to 8 communities

Increase shared data

Jail Workforce Model

RESTORE HOPE

COMMUNITY JUSTICE INNOVATIONS

August 28, 2019