



# Arkansas Department of Health

## Suicide Prevention Program



# Arkansas Department of Health

## Arkansas Vital Statistics Data Sources and Methodology

### Data sources

- Primary Source: Vital Statistics– Arkansas Department of Health
- Web-based Injury Statistics Query and Reporting System (WISQARS), Centers for Disease Control and Prevention

### Methodology

- Injury codes are used from the Injury Matrix of E-code Grouping, provided by CDC using SAS Program (International Classification of Disease {ICD-10})
- Mortality data in this profile was compiled using the county of residence
- Arkansas 3,000,000 standard population used to calculate age-adjusted rates

### Caveats

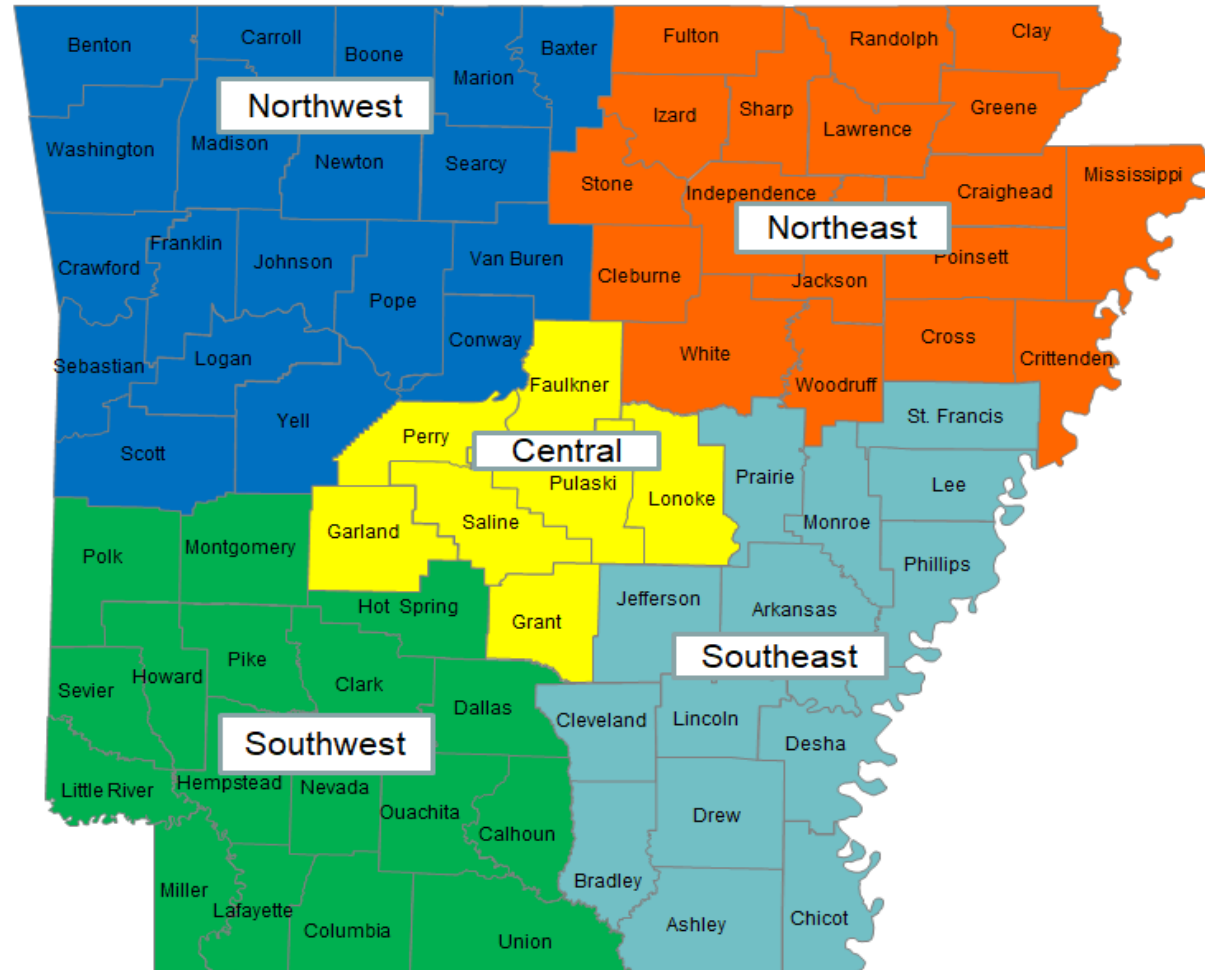
- Data is provisional



# Arkansas Department of Health



## Arkansas Department of Health, Public Health Regions





# Arkansas Department of Health

## Suicide Deaths by Arkansas Public Health Regions, 2010 - 2018

Region	2010	2011	2012	2013	2014	2015	2016	2017	2018
Central	139	117	133	126	151	159	153	166	164
Northeast	76	81	87	105	104	110	109	113	112
Northwest	151	160	159	185	165	220	187	234	192
Southeast	38	40	46	27	36	36	37	36	33
Southwest	41	59	65	64	56	50	69	68	45
State	445	457	490	507	512	576*	555	617	547*



# Arkansas Department of Health

## Suicide Deaths Veteran vs. Non-Veteran 2016 - 2018

YEAR	Veteran Status			
	Yes	No	Unknown	Total
2016	116	436	5	557
2017	112	500	5	617
2018	88	450	9	547
Total	316	1386	17	1719



# Arkansas Department of Health

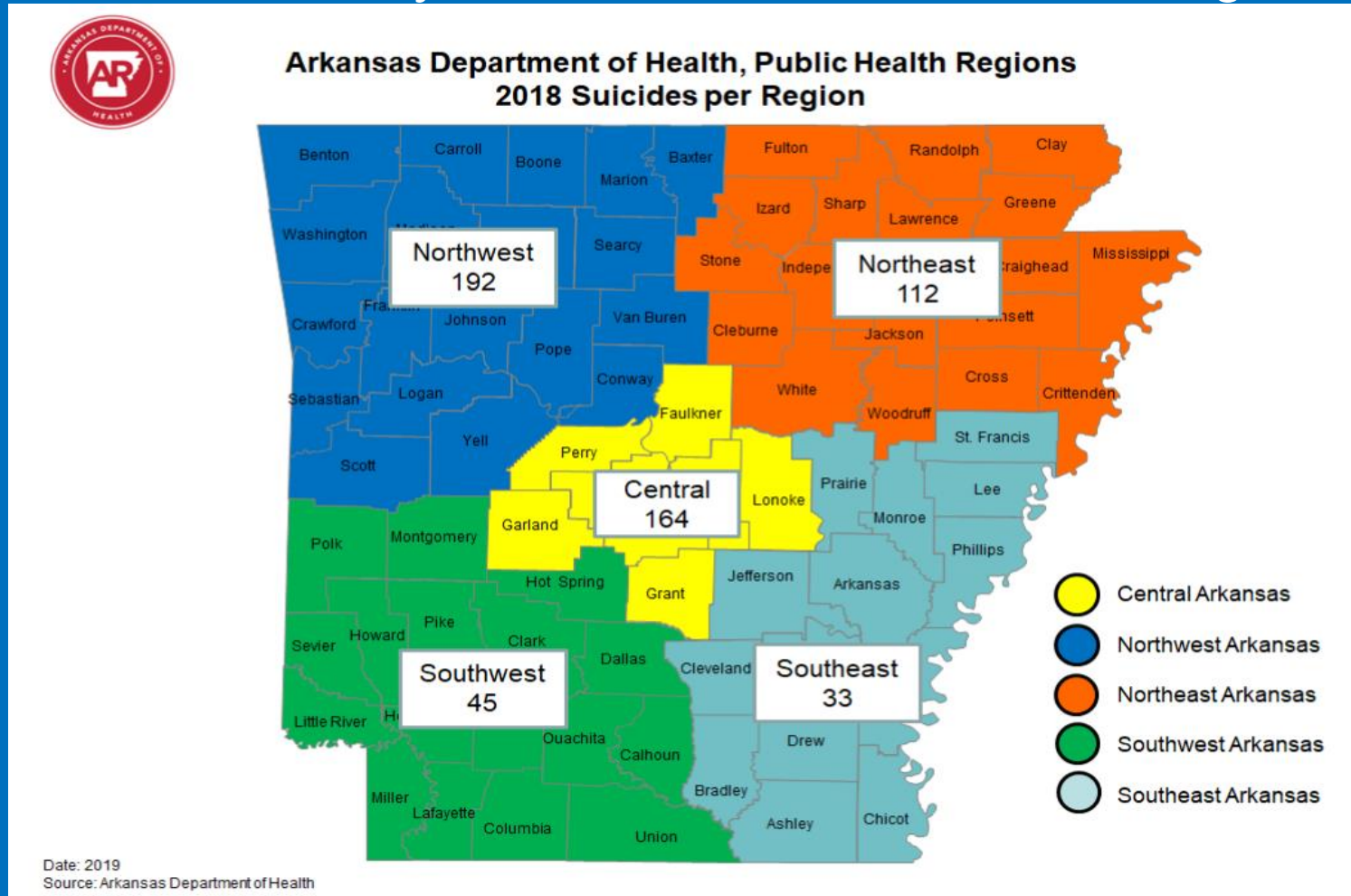
The 2017 state data sheets created by the U.S. Department of Veterans Affairs presented the latest findings from Veteran Affairs ongoing analysis of suicide rates and include the most up-to-date state-level suicide information for the United States (published in 2019). The data below includes information about Arkansas Veteran Suicides by age, sex and suicide method and compares it to regional and national data.

Age Group	Arkansas Veteran Suicide Rate	National Veteran Suicide Rate
Total Ages	43.5	31.0
18-34	43.5	44.5
35-54	53.7	35.1
55-74	33.3	27.1
75+	53.2	27.9



# Arkansas Department of Health

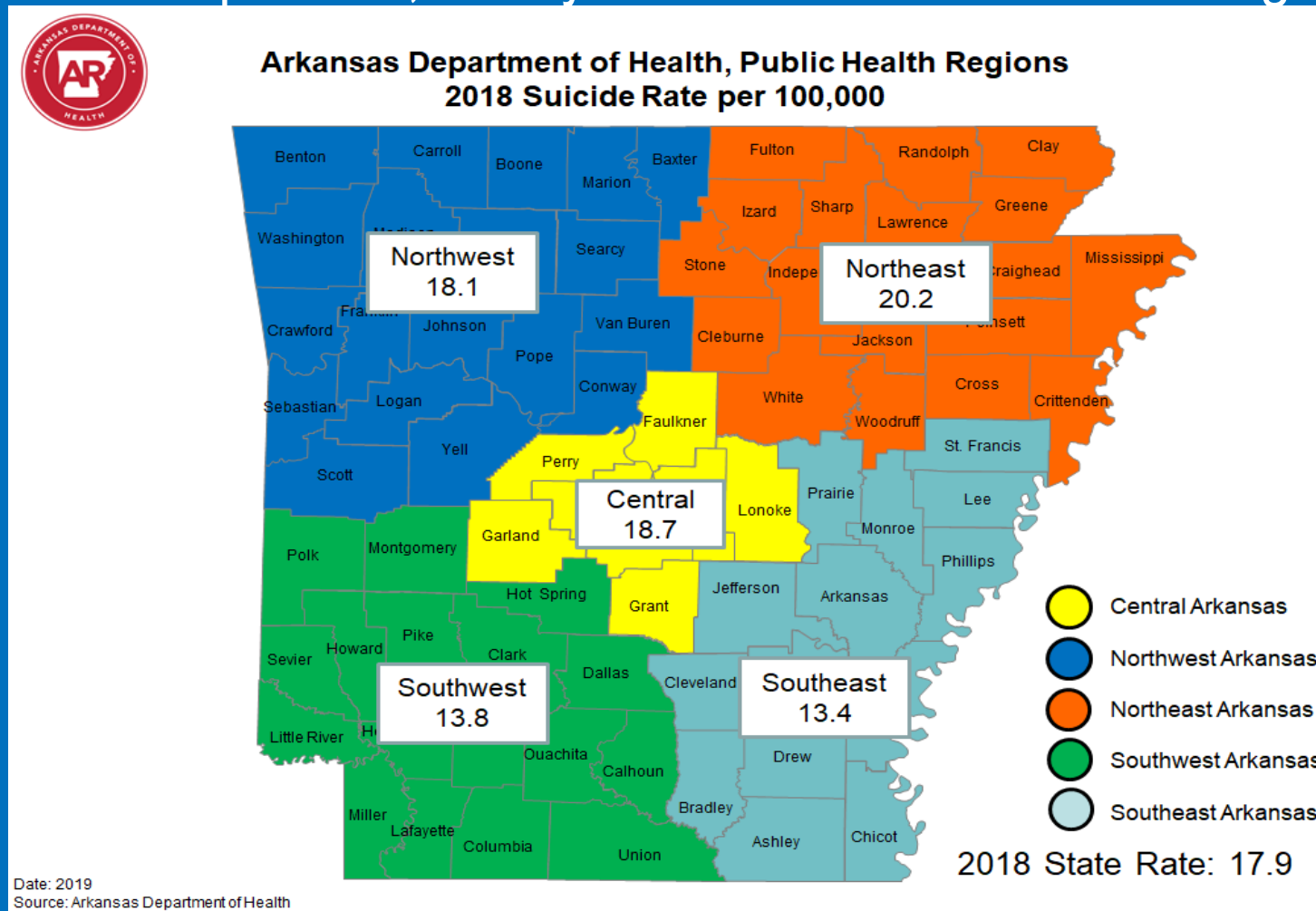
## Suicide Deaths by Arkansas Public Health Region, 2018





# Arkansas Department of Health

## Suicide Rate per 100,000 by Arkansas Public Health Region, 2018

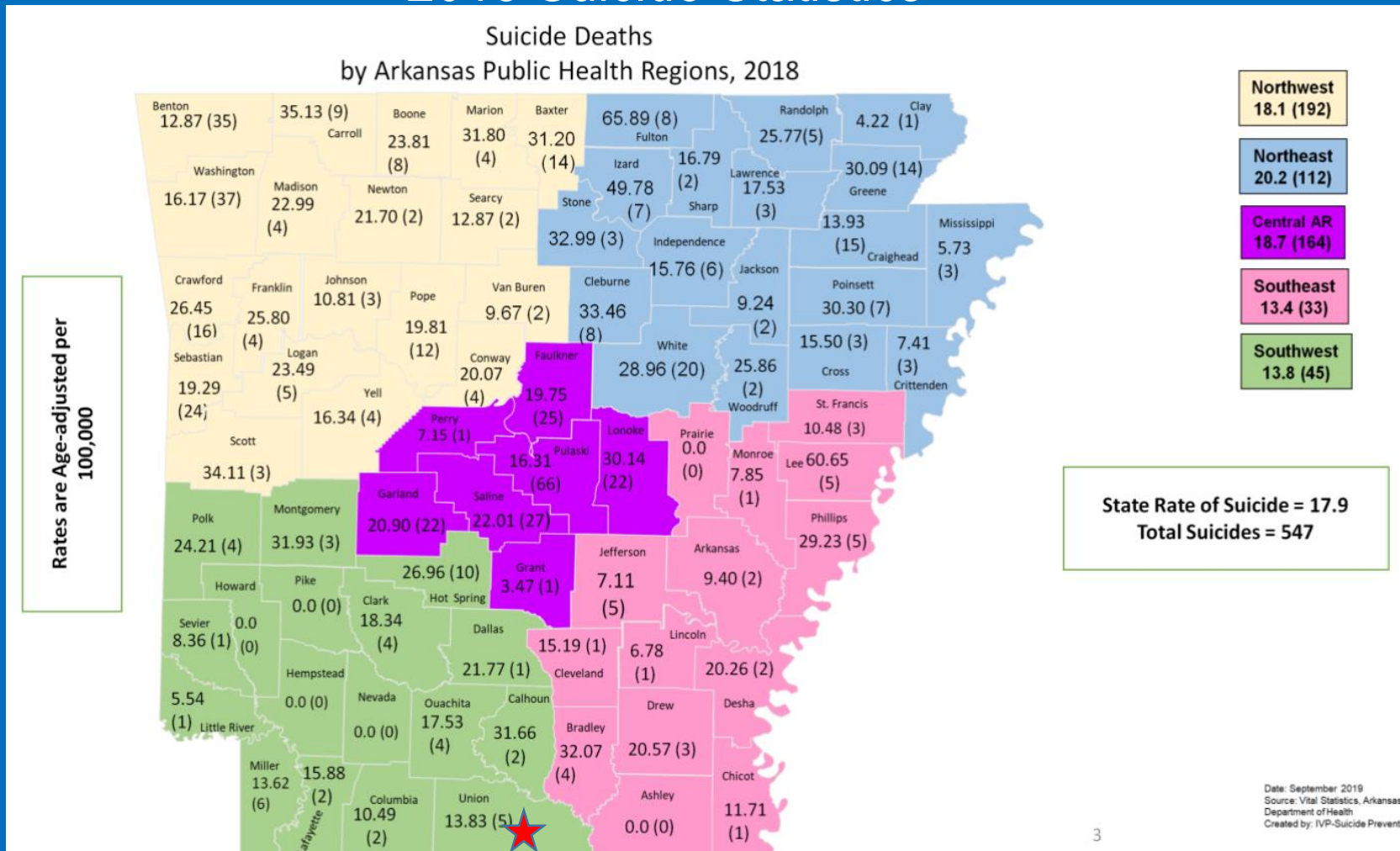






# Arkansas Department of Health

## 2018 Suicide Statistics





# Arkansas Department of Health

## Arkansas Lifeline Call Center

- Act 811 of the 91<sup>st</sup> General Assembly, Regular Session, 2017: Mandates that the Arkansas Department of Health establish and maintain a suicide prevention hotline.
- December 11, 2017: Arkansas Lifeline Call Center began answering calls.
- January 2019, Arkansas Lifeline Call Center received a five year accreditation from ContactUSA to operate the Lifeline.
- October 2019, 1 supervisor / 6 call takers



# Arkansas Department of Health

## Arkansas Veteran Callers

January 1, 2019 – September 30, 2019

- NSPL total calls initiated by an Arkansas area code and chose option #1: 13,331
  - 3,007 pressed #1 for the Veteran Crisis Line (23% of total calls)
  - 9,494 of the 10,324 were answered by the ALCC, of those:
    - 368 identified as a veteran
    - 5 identified as a reserve
    - 18 identified as active duty
    - 189 identified as military family
  - The remaining 830 calls were unanswered by ALCC and were routed to other available call centers.
- Breakdown of the 368 veteran/military callers:
  - 55% of veteran callers were calling to speak to someone at the VA regarding benefits, medication, medical devices, appointments



# Arkansas Department of Health

## Arkansas Lifeline Call Center

- Calls in Arkansas have increased: In September of 2019, there were 1514 calls initiated from an Arkansas area code to the National Suicide Prevention Lifeline versus 860 calls initiated in December of 2017.
  - Of the 1514 calls that were initiated, 349 callers chose #1 to speak to the Veterans Crisis Line.
- ALCC currently answers (on average) 76% of those calls initiated by an Arkansas area code.
- ALCC's Follow up program:
  - Initiated over 15,000 follow up calls; 72% of callers agree to at least one follow up activity.
- Average time spent per call: 10 minutes
- Top five resources provided to callers:
  - Community Mental Health Centers, VA Crisis Line, AR Department of Veteran's Affairs, National Domestic Abuse Hotline, National Alcoholics Anonymous Hotline





# Arkansas Department of Health

## Statewide Suicide Prevention Program

- Youth Suicide Prevention 101 – 45 minute training for youth ages 10 -18 years old.
- Question. Persuade. Refer (QPR) – 1 – 1.5 hour training for ages 15+
- safeTALK – 3.5 – 4 hour training for ages 15+
- Campaign: “Let’s Talk About It”