

Division of Children and Family Services

Care, Commit, Connect

1

Purpose of Agency

- Ensure the Safety, Permanency and Well-Being of the clients we serve
- Agency handles from the Hotline to Permanence

2

Budget and Staffing

Budget

- \$143.2 Million dollar budget
 - 48.81% Federal
 - 51.19% State and Other

- 5 main categories in the budget
 - Salaries/Match/Maintenance and Operations
 - Contracts
 - Placements (Emergency Shelters, Residential, TFC, etc)
 - Support services (Psychologicals, counseling, IFS, Home studies, etc)
 - Training
 - » Foster and adoptive parents
 - » Staff training – new workers, supervisors, continuing ed
 - Foster Care Board Payments
 - Adoption Subsidy Payments

Staffing

- 926 employees

3

Vision of DCFS

- Improve the child welfare system of AR
- Strengthen and empower families
- Shift focus from Out-of Home to In-Home
- Strengthen and empower staff
- Quality outcomes for the clients we serve
- Increase capacity and service resources
- Change the image of child welfare
- Listen to the clients we serve

How we do the work is as important as the work we do

4

Statewide Investigations

State Fiscal Year	Total	DCFS % of Total	% True
SFY 2007	26,817	76.91%	26%
SFY 2008	27,672	77.04%	23%
SFY 2009	30,131	78.99%	22%
SFY 2010	32,915	79.64%	24%
SFY 2011	33,849	81.16%	24%
SFY 2012	35,743	83.34%	21%

5

Statewide Case Numbers

	Total	Foster	PS	PS Children	SS	SS Children
SFY 2007	17,983	7,194	10,103	22,531	686	1,374
SFY 2008	17,921	6,974	10,305	22,469	642	1,282
SFY 2009	18,681	7,446	10,385	23,071	850	1,793
SFY 2010	20,381	7,491	11,804	26,407	1,086	2,380
SFY 2011	21,461	7,959	12,479	29,658	1,023	2,451
SFY 2012	20,238	7,740	11,825	27,671	673	1,611

6

Current Monthly Stats

Data as of June 2012

- Investigations 2,861
- Foster Care Cases 4,023 4,023 Kids
- Protective Service Cases 3,327 7,652 Kids
- Supportive Service Cases 171 410 Kids

- Average Statewide Caseload 27.09
 - Caseloads per area range from 18.7 to 38.7

- During any given month the staff are responsible for ensuring the safety and wellbeing of 12,000+ children and youth plus all other duties required

7

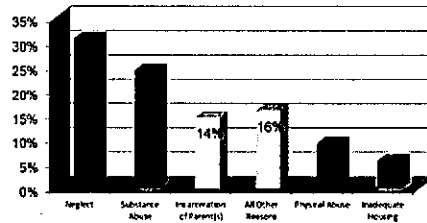
Foster Care

- AR foster care entry rate is 5.4/1000 compared to 3.3/1000 nationally
- Re-entry rate for AR is 9.8 compared to national standard of 9.9
 - AR calculates this differently than federal – federal only counts the 1st re-entry – AR counts each re-entry
- Currently 4,023 children in care today
- Currently we have 1,192 foster homes
- In those cases where children are in care less than 90 days
 - 0 -30 days – average length of stay – 7.7 days
 - 31-60 days – average length of stay – 45.2 days
 - 61-90 days – average length of stay – 73.2 days
- June **monthly** Foster care board payments
 - \$1.24 Million

8

Why do kids come into care?

Chart 20: Most Prevalent Reasons Children Entered Care



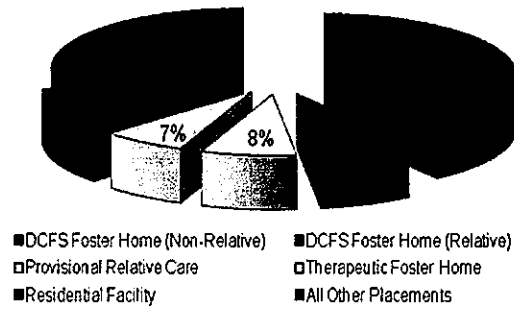
9

Table 8: Reasons Children Placed in Foster Care by Age During the Year SFY 2012

Reason	0	1	2	3	4	5	Total
Neglect	421	589	596	314	144	4	2,068
Substance Abuse	406	463	449	201	100	2	1,630
Physical Abuse	174	289	285	152	60	3	973
Inadequate Housing	119	139	182	119	55	3	617
Parental Incarceration	0	0	12	72	61	3	148
All Other Reasons	23	26	36	50	43	2	180
Abandonment	80	113	93	59	29	0	374
Child Abuse	49	56	72	55	36	0	268
Parental Mental Health	15	61	113	69	29	1	288
Parental Substance Abuse	0	0	23	26	18	0	67
Parental Neglect	8	4	3	4	2	0	21
Parental Physical Abuse	1	4	11	6	5	0	27
Parental Inadequate Housing	0	0	10	14	2	0	26
Parental All Other Reasons	2	0	0	3	4	0	9
Child Neglect	12	7	2	0	3	0	24
Child Physical Abuse	0	0	1	8	4	1	14
Child Inadequate Housing	1,310	1,751	1,898	1,152	604	19	6,734

10

Chart 27: Current Placement of Children in Foster Care



11

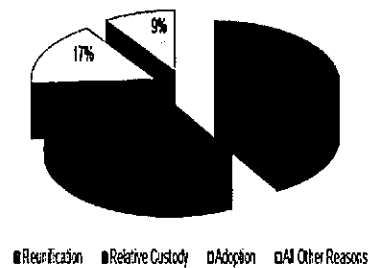
Foster Homes

Year	Opened	Closed	Net Gain
SFY 2009	468	440	+28
SFY 2010	503	429	+74
SFY 2011	531	528	+3
SFY 2012	500	480	+20

12

Reasons children exit the system

Chart 22: Most Prevalent Reasons for Children Exiting Care



13

Data Composite Scores Permanency Composite 1

Timeliness and Permanency of Reunification Federal Standard 122.6 or higher

State Scores

- FFY 2009 154.6 1 of 47 states
- FFY 2010 155.5 1 of 47 states
- FFY 2011 152.9 1 of 47 states
- Qtr 3/31/12 152.6 1 of 47 states

- Composite includes: Exits to reunification in less than 12 months; Exits to reunification, median stay; Entry cohort reunification in <12 months; Reentries to foster care in less than 12 months

14

Adoptions

- 68% of adoptions are by foster parents
- 442 children are legally free for adoption
 - 4% are 0 -1 years of age
 - 19% are 2 -5 years of age
 - 41% are 6 -11 years of age
 - 29% are 12 – 15 years of age
 - 7% are 16+ years of age
- Special Needs definition
 - Members of a sibling group
 - Caucasian 9 years or older
 - African American 2 years or older
 - Children with a mental or physical disability
 - Children at high risk for the development of serious physical, mental or emotional conditions
- June **monthly** adoption subsidy payments
 - \$1.92 Million

15

FFY Adoptions and Incentive Money Awarded

	Number	Incentive Award
• FFY 2008	466	\$ 822,078
• FFY 2009	622	\$ 1,300,000
• FFY 2010	601	\$ 1,171,299
• FFY 2011	612	\$ Pending
• SFY 2012	674	

Incentive is based on the number of children adopted over baseline, difficulty of children, age of children and sibling groups

16

Data Composite Scores Permanency Composite 2

Timeliness of Adoptions
Federal Standard 106.4 or higher

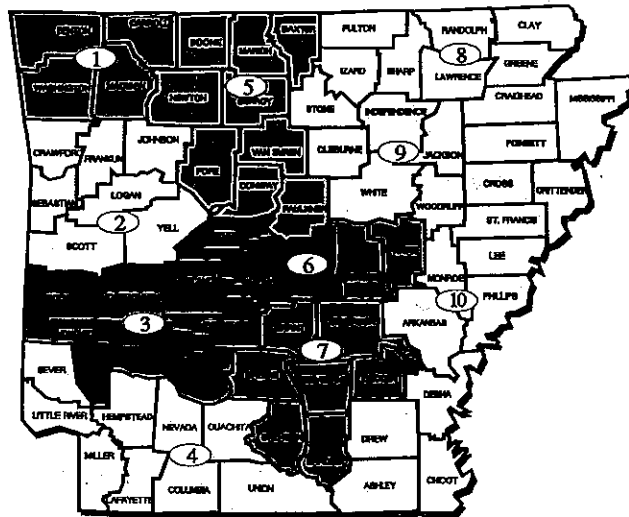
State Scores

FFY 2009	118.4	8 of 47 states
FFY 2010	134.5	2 of 47 states
FFY 2011	133.7	2 of 47 states
Qtr 3/31/12	140.4	1 of 47 states

Composite includes: Exits to adoptions in less than 24 months; exits to adoption, median length of stay; children in care 17+ months, adopted by the end of the year; children in care 17+ months achieving legal freedom within 6 months; legally free children adopted in less than 12 months

17

STATEWIDE QSPR PERFORMANCE REPORT



18

Arkansas Performance

- Initiated Performance Improvement Plan – 2008
- Child and Family Service Review (CFSR)
 - Looks at 23 elements related to
 - Safety, Permanency and Well-Being
 - Since 2008 CFSR Division has improved on
 - 6 of the 7 outcomes
 - 18 of the 23 individual items

19

Current Division Initiatives

- Continued implementation and work of the Arkansas Practice Model
- Structured Decision Making
- Learning Circles – 1st Phase Implementation Sites – Statewide Roll Out Plan
- Subsidized Guardianship
- Differential Response
- IV E Waiver Demonstration Project
- Permanency Round Tables
- Values Training
- Sibling Project
- Educational Workgroup
- Review of all children in care – case plan goals, length of stay in care
- Process review – Inquiry to opening of foster homes
- SAFE Home Studies
- Placement work – ensuring children are placed appropriately in the beginning
- Zero to Three Project – Pulaski County
- Project Play
- Accountability work
- Communication plan – Telling “Our” Story
- Personal Responsibility Education Program (PREP) – Pulaski County

20

Websites

- www.adoptarkansas.org - Adoptions
- www.stoparchildabuse.com - Child Abuse Prevention
- www.fosterarkansas.org - Foster Parent
- <http://www.state.ar.us/dhs/chilnfam/index.htm> - DCFS
- Child Abuse Hotline 1-800-482-5964
- Contact
 - Cecile Blucker, Director
 - Office – (501) 682-8770
 - Cell – (501) 412-1542

21

Data Composite Scores Permanency Composite 3

Permanency for Children and Youth in Foster Care for Long Periods of Time
Federal Standard 121.7 or higher

State Scores

FFY 2009	130.0	7 of 51 states
FFY 2010	128.5	7 of 51 states
FFY 2011	129.5	7 of 51 states
Qtr 3/31/12	131.8	4 of 51 states

Composite includes: Exits to permanency prior to 18th birthday for children in care for 24+ months; exits to permanency for children with TPR; children emancipated who were in foster care for 3 years or more

22

Data Composite Scores Permanency Composite 4

Placement Stability
Federal Standard 101.5 or higher

State Scores

FFY 2009	71.5	47 of 51 states
FFY 2010	75.5	45 of 51 states
FFY 2011	75.2	45 of 51 states
Qtr 3/31/12	76.4	44 of 51 states

Composite includes: Two or fewer placement settings for children in care for less than 12 months; two or fewer placement settings for children in care for 12 to 24 months; two or fewer placement settings for children in care for 24+ months

23