



Arkansas State Police

Crimes Against Children Division

July – September 2017

Quarterly Report



Oversight Report Crimes Against Children Division

(JULY - SEPTEMBER 2017)

Introduction

This report shows the performance of the Arkansas State Police's Crimes Against Children Division (CACD) in the *first quarter* of the Fiscal year 2018.

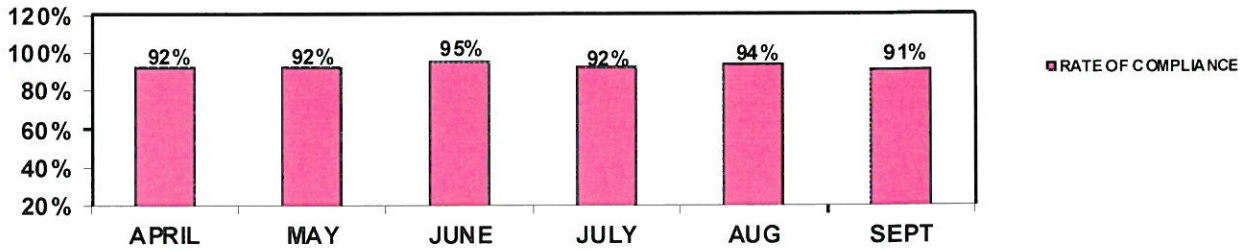
The CACD is evaluated on six (6) performance indicators of compliance, which were developed during the Angela R. lawsuit in Federal Court in the 1990's. Also, the indicators are a part of the oversight of the agreement with the Arkansas Department of Human Services – Division of Children and Family Services (DCFS).

- ✓ Indicator 01b - The alleged victim(s) in Priority I reports is seen by an investigator within 24 hours.
- ✓ Indicator 02b - The alleged victim(s) in Priority II reports is seen by an investigator within 72 hours.
- ✓ Indicator 03b - All children in the home are seen during the investigation.
- ✓ Indicator 04b - The victim is interviewed/observed outside the presence of the offender.
- ✓ Indicator 05b - Parents/Caretakers are interviewed in all investigations.
- ✓ Indicator 06b - Investigations are concluded within 45 days of receipt of the allegation.

This report presents the Crimes Against Children Division's compliance rate with each of the performance indicators, followed by the individual sections' activity. The self-monitored areas are included in the appropriate section; if not previously presented in the performance indicator information.

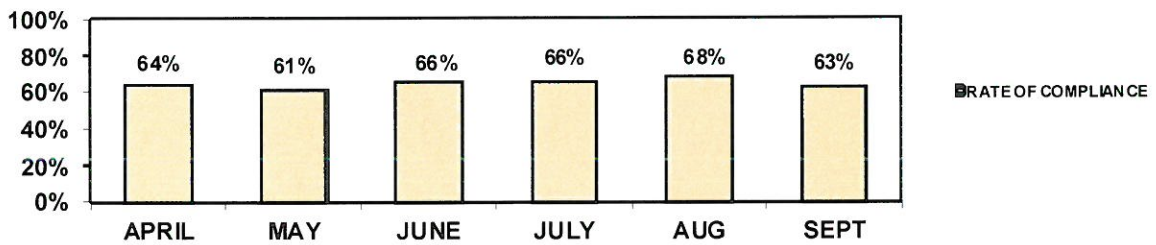
Performance indicator 4b – The child is interviewed (non-verbal children observed) outside the presence of the alleged offender.

The victim is interviewed/observed outside the presence of the offender



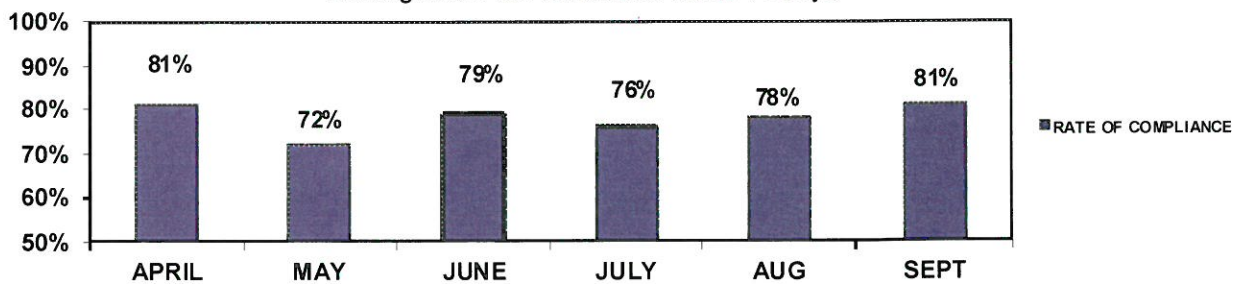
Performance indicators 5b – Parents/Caretakers are interviewed in all cases.

Parents/Caretakers are interviewed in all investigations



Performance indicator 6b – Investigations completed within 45 days of receipt.

Investigations are concluded within 45 days



Child Abuse Hotline

Hotline activity during the *three (3)* months:

	<u>Calls</u> <u>Received</u>	<u>Reports</u> <u>Accepted</u>
July	4,374	2,232
August	5,314	2,778
September	<u>5,834</u>	<u>2,858</u>
Total	<u>15,522</u>	<u>7,868</u>

The Hotline dispatched **1,566** *Priority I* cases for investigation by the **CACD** during the three-month period, while **DCFS** was assigned **4,935** *Priority II* cases and **1,367** for *Differential Responses*.

Investigation Section

As demonstrated in the chart, the '**true**' rate averaged **38%** for the months of **July, August and September**.

<u>Month</u>	<u>Opened</u>	<u>Closed</u>	<u>True</u>	<u>Sub Rate</u>	<u>Total Active</u>	<u>Active >45</u>
July	476	425	165	39%	921	66
August	525	513	193	38%	929	68
September	<u>565</u>	<u>480</u>	<u>173</u>	<u>36%</u>	<u>974</u>	<u>77</u>
Total	1,566	1,418	531	38%	2,824	211

When a Priority I allegation is received, local law enforcement is notified. The local agency has the option of conducting the investigation independently or jointly with CACD, or declining involvement at that point. If local authorities decline to investigate and if the CACD investigator finds sufficient information to suspect that a serious crime has occurred, the investigator shall contact the State Police Criminal Investigation Division (CID) and request that a criminal investigation be conducted.

ASP-CACD
JULY--SEPTEMBER 2017

COUNTY	CASES ASSIGNED	ESTIMATED POPULATION <i>(US Census Bureau 2015)</i>
Arkansas	16	18,433
Ashley	12	20,838
Baxter	17	41,053
Benton	97	249,672
Boone	23	37,222
Bradley	1	11,094
Calhoun	3	5,229
Carroll	21	27,704
Chicot	11	11,027
Clark	12	22,633
Clay	6	15,109
Cleburne	12	25,467
Cleveland	1	8,311
Columbia	9	24,114
Conway	11	21,019
Craighead	57	104,354
Crawford	32	61,703
Crittenden	27	48,963
Cross	5	17,284
Dallas	13	7,604
Desha	8	11,965
Drew	11	18,778
Faulkner	51	121,552
Franklin	7	17,702
Fulton	9	12,204
Garland	58	97,177
Grant	9	18,102
Greene	38	44,196
Hempstead	13	22,084
Hot Spring	26	33,426
Howard	5	13,300
Independence	26	37,052
Izard	5	13,445
Jackson	11	17,338
Jefferson	32	71,565
Johnson	13	26,141
Lafayette	4	6,996
Lawrence	7	16,779
Lee	1	9,650
Lincoln	9	13,820
Little River	6	12,472

ASP-CACD
 JULY--SEPTEMBER 2017

COUNTY	CASES ASSIGNED	ESTIMATED POPULATION (US Census Bureau 2015)
Logan	4	21,714
Lonoke	49	71,645
Madison	11	15,767
Marion	12	16,185
Miller	18	43,908
Mississippi	24	43,738
Monroe	4	7,399
Montgomery	4	8,970
Nevada	5	8,558
Newton	4	7,913
Ouachita	11	24,358
Perry	2	10,189
Phillips	15	19,513
Pike	5	10,824
Poinsett	19	24,040
Polk	12	20,216
Pope	30	63,390
Prairie	4	8,291
Pulaski	168	392,664
Randolph	12	17,469
St. Francis	12	26,589
Saline	73	117,460
Scott	8	10,513
Searcy	2	7,869
Sebastian	74	127,780
Sevier	8	17,290
Sharp	16	16,912
Stone	3	12,456
Union	21	40,144
Van Buren	11	16,771
Washington	137	225,477
White	36	79,161
Woodruff	3	6,741
Yell	14	21,713
TOTAL	1,566	

JULY - SEPTEMBER 2017

SECTION II

CRIMES AGAINST CHILDREN
DIVISION

REPORTING BY MANDATED REPORTERS

**SEVERE PHYSICAL & SEXUAL
ABUSE ALLEGATIONS REPORTED
BY TYPE**

ALLEGATIONS BY TYPE INVESTIGATED BY CACD

JULY - SEPTEMBER 2017

Attorney Ad Litem	31
CACD Employee	85
CASA/Volunteer	13
Child Advocacy/Child Safety Center Employee	60
Child Care Worker or Foster Care Worker	32
Clergy	27
Contracted DHS Employee	2
Coroner / Medical Examiner	1
Counselor/Therapist	1088
Court Personnel	9
Day Care Provider	173
Dental Hygienist	0
Dentist	2
DHS Employee	587
Domestic Abuse Advocate	11
Domestic Violence Shelter Employee/Volunteer	7
Employee of Non-Profit	0
FINS Officer	11
Foster Parent	48
Hospital Personnel	306
Judge	3
Juvenile Probation Officer	87
Law Enforcement	2041
Mental Health Professional	425
Nurse/Other Medical Professional	684
Physician	85
Prosecuting Attorney	12
Rape Crisis Advocate	3
Resident Intern	1
School	791
School Counselor	803
School Official	211
Sexual Abuse Advocate	1
Social Worker	595
Surgeon	0
Teacher	711
Victim Assistance Professional	20
Victim/Witness Coordinator	19
MANDATED REPORTERS	8,985

Severe Physical and Sexual Abuse Allegations Reported by Type/Age
JULY - SEPTEMBER 2017

ALLEGATION TYPE	Number of Referrals in which Allegation was Cited	Percentage (%) of All Referrals in which Allegation was Cited	Number of Referrals in which at Least One Instance of the Cited Allegation was Found to be True	Number of Referrals in which as Least One Instance of the Cited Allegation was Still Pending	Total Alleged Victim Children Involved in Allegation	0 to 1 Years	2 to 5 Years	6 to 9 Years	10 to 13 Years	14 Years and Older	Age Unknown
Sexual Contact	989	63.8	302	96	1079	15	171	170	268	449	6
Sexual Penetration	479	30.9	183	40	504	8	44	59	119	271	3
Oral Sex	176	11.4	90	19	189	4	30	35	40	78	2
Cuts, Bruises, Welts	152	9.8	42	10	167	32	51	24	22	38	0
Sexually Aggressive Behaviors	136	8.8	47	9	153	3	34	65	33	18	0
Failure to Protect	114	7.4	28	7	159	9	32	33	35	44	6
Inadequate Supervision	71	4.6	25	4	119	22	29	26	20	20	2
Indecent Exposure	71	4.6	46	3	82	0	8	23	23	28	0
Striking Child (7-18 yrs) on Face/Head	66	4.3	7	5	83	1	3	19	23	36	1
Suffocation	65	4.2	11	7	71	0	5	11	22	32	1
Threat of Harm	58	3.7	23	2	73	8	9	12	17	26	1
Burns/Scalding	51	3.3	7	0	53	7	25	13	5	3	0
Sexual Exploitation	50	3.2	21	8	58	1	9	7	14	25	2
Environmental Neglect	49	3.2	8	5	97	16	21	23	21	16	0
Pornography/Exposure to Live Sex Act	49	3.2	19	3	66	0	16	16	23	10	1
Substance Misuse	43	2.8	12	3	62	5	7	6	8	36	0
Striking Child (0-6 yrs) on Face/Head	42	2.7	8	5	44	10	31	2	0	1	0
Throwing a Child	39	2.5	4	2	42	1	7	8	12	14	0
Bone Fracture	37	2.4	9	5	37	22	11	0	1	3	0
Extreme or Repeated Cruelty	37	2.4	9	5	52	2	9	10	17	11	3
Striking Child with Closed Fist	29	1.9	1	3	38	0	7	3	8	17	3
Medical Neglect	28	1.8	13	1	30	9	11	2	3	5	0
Inadequate Food	19	1.2	3	0	39	5	11	7	4	12	0
Solicitation	19	1.2	11	2	19	0	0	1	3	15	0
Voyeurism	18	1.2	4	2	20	0	0	2	4	14	0
Brain Damage	16	1	3	3	16	15	1	0	0	0	0
Failure to Thrive	16	1	10	0	16	8	7	1	0	0	0

Severe Physical and Sexual Abuse Allegations Reported by Type/Age
JULY - SEPTEMBER 2017

ALLEGATION TYPE	Number of Referrals in which Allegation was Cited	Percentage (%) of All Referrals in which Allegation was Cited	Number of Referrals in which at Least One Instance of the Cited Allegation was Found to be True	Number of Referrals in which as Least One Instance of the Cited Allegation was Still Pending	Total Alleged Victim Children Involved in Allegation	0 to 1 Years	2 to 5 Years	6 to 9 Years	10 to 13 Years	14 Years and Older	Age Unknown
Malnutrition	15	1	4	1	21	7	2	4	5	2	1
Abuse with a Deadly Weapon	14	0.9	4	2	16	0	2	5	0	9	0
Lock Out	11	0.7	1	0	13	0	1	3	2	7	0
Educational Neglect	10	0.6	7	2	13	0	1	1	3	8	0
Kicking a Child	9	0.6	2	0	9	0	1	1	1	6	0
Subdural Hematoma	9	0.6	7	2	9	8	1	0	0	0	0
Pinching/Striking Child in Genital Area	8	0.5	1	0	10	1	5	2	0	2	0
Immersion	5	0.3	1	0	6	0	0	2	3	1	0
Internal Injuries	5	0.3	3	1	5	4	1	0	0	0	0
Poison/Noxious Substances	5	0.3	2	1	9	4	2	1	0	1	1
Watch Pornography/Live Sex Acts (Permit)	5	0.3	2	1	6	0	1	3	1	1	0
Inadequate Shelter	4	0.3	1	0	7	2	2	1	0	1	1
Human Bites	3	0.2	1	0	3	0	1	1	0	1	0
Sex Trafficking	3	0.2	0	1	4	0	0	0	0	4	0
Tying/Close Confinement	3	0.2	0	0	4	0	0	3	0	1	0
Mental Injury	2	0.1	0	1	2	0	0	0	0	2	0
Sprains/Dislocation	2	0.1	0	0	2	0	0	0	1	1	0
Inadequate Clothing	1	0.1	0	1	1	0	0	0	0	0	1
Munchausen Syn. Or Fractitious Ill.-Proxy	1	0.1	1	0	1	1	0	0	0	0	0
Shaking Child Age Three or Younger	1	0.1	0	0	1	1	0	0	0	0	0
Watch Pornography/Live Sex Acts (Enrg.)	1	0.1	1	0	1	0	0	0	0	1	0
Watch Pornography/Live Sex Acts (Force)	1	0.1	0	0	1	0	0	0	1	0	0
Total Allegations	3,037		985	262	3,512	231	609	605	762	1,270	35

* 1,549 Referrals included 3,037 total allegations *

**ALLEGATIONS BY TYPE INVESTIGATED BY CACD
JULY – SEPTEMBER 2017**

JULY 2017		AUGUST 2017		SEPTEMBER 2017	
<u>Allegation Title</u>	<u># Reported</u>	<u>Allegation Title</u>	<u># Reported</u>	<u>Allegation Title</u>	<u># Reported</u>
Bruises, Cuts & Welts	18	Bruises, Cuts & Welts	12	Bruises, Cuts & Welts	22
Abuse with a Deadly Weapon	3	Abuse with a Deadly Weapon	2	Abuse with a Deadly Weapon	8
Bone Fractures	14	Bone Fractures	11	Bone Fractures	10
Brain Damage/Skull Fracture	3	Brain Damage/Skull Fracture	4	Brain Damage/Skull Fracture	8
Burns/Scalding	14	Burns/Scalding	17	Burns/Scalding	24
Failure to Protect/Thrive	8/2	Failure to Protect/Thrive	16/6	Failure to Protect/Thrive	25/5
Immersion/DEATH	1/2	Immersion/DEATH	1/3	Immersion/DEATH	1/3
Indecent Exposure	14	Indecent Exposure	9	Indecent Exposure	19
Internal Injuries	1	Internal Injuries	4	Internal Injuries	1
Juvenile Aggressor	35	Juvenile Aggressor	39	Juvenile Aggressor	32
Malnutrition	4	Malnutrition	4	Malnutrition	8
Medical Neglect of Dis. Infant	0	Medical Neglect of Dis. Infant	0	Medical Neglect of Dis. Infant	0
Oral Sex/Mental Injury	42/0	Oral Sex/Mental Injury	39/1	Oral Sex/Mental Injury	49/1
Poison/Noxious	1	Poison/Noxious	2	Poison/Noxious	1
Pornography	19	Pornography	14	Pornography	9
Sexual Contact	252	Sexual Contact	304	Sexual Contact	310
Sexual Exploitation	15	Sexual Exploitation	12	Sexual Exploitation	10
Sexual Penetration	102	Sexual Penetration	107	Sexual Penetration	114
Sexual Solicitation/Voyeurism	2/3	Sexual Solicitation/Voyeurism	2/3	Sexual Solicitation/Voyeurism	1/8
Subdural Hematoma	2	Subdural Hematoma	3	Subdural Hematoma	21
Suffocation	12	Suffocation	26	Suffocation	15
Threat of Harm	18	Threat of Harm	20	Threat of Harm	2
Total for Month	587	Total for Month	661	Total for Month	707

**Breakdown of the Identified Relationships that Alleged Offenders have with Alleged Victim Children, by Allegation Type
JULY - SEPTEMBER 2017**

ALLEGATION TYPE	Total Number of Relationship Types Cited for Allegation	Type of Relationship that Offender Has with Alleged Victim(s)	Number of Referrals in which Relationship Type was Identified	0 to 9 Years	10 to 19 Years	20 to 29 Years	30 to 39 Years	40 to 49 Years	50 to 59 Years	60 to 69 Years	70 and Older	Unknown
Sexual Contact	1,088	No Relation	307	0	83	54	49	16	19	9	3	74
		Father	130	0	2	21	30	14	3	0	0	4
		Unknown	91	0	4	8	2	3	0	2	0	69
		Friend	78	0	41	13	6	2	2	0	0	8
		Brother	75	1	57	10	1	0	0	0	0	3
		Aunt/Uncle	60	0	8	15	7	5	2	1	0	10
		Live-In/Significant Other	60	0	5	13	10	6	0	0	0	9
		No Selection	57	0	46	0	1	2	0	0	0	8
		Stepfather	52	0	0	5	12	11	1	0	0	4
		Grandparent	50	0	1	0	3	17	16	7	0	6
		Cousin	48	0	24	15	2	0	0	0	7	5
		Neighbor	20	0	7	1	1	4	1	1	1	3
		Mother	15	0	0	7	0	2	0	1	0	0
		Other Relative	13	0	3	2	3	0	0	1	0	1
		Staff Person	9	0	0	4	0	1	0	0	0	3
		Stepmother	6	0	0	2	2	0	0	0	0	0
		Sister	4	0	1	1	0	0	0	0	1	2
		Teacher	4	0	0	0	0	0	3	0	0	1
		Great Grandparent	3	0	0	0	0	1	0	0	0	2
		Guardian	3	0	0	1	0	1	0	1	1	0
		Foster Father	2	0	0	0	0	0	0	0	0	1
		Great Aunt/Uncle	1	0	0	0	1	0	0	0	0	0
Brain Damage/Skull Fracture	17	Unknown	10	0	0	0	1	0	0	0	0	9
		Father	3	0	0	3	0	0	0	0	0	0
		Grandparent	2	0	0	0	0	2	0	0	0	0
		Mother	2	0	0	2	0	0	0	0	0	0

**Breakdown of the Identified Relationships that Alleged Offenders have with Alleged Victim Children, by Allegation Type
JULY - SEPTEMBER 2017**

ALLEGATION TYPE	Total Number of Relationship Types Cited for Allegation	Type of Relationship that Offender Has with Alleged Victim(s)	Number of Referrals in which Relationship Type was Identified	0 to 9 Years	10 to 19 Years	20 to 29 Years	30 to 39 Years	40 to 49 Years	50 to 59 Years	60 to 69 Years	70 and Older	Unknown
Sexual Penetration	517	No Relation	169	0	51	33	20	7	7	2	1	48
		Friend	51	0	26	12	3	3	0	0	0	7
		Father	48	0	2	5	18	10	7	2	0	4
		Unknown	42	0	2	8	3	2	1	0	0	26
		Brother	37	0	27	6	3	0	0	0	0	1
		Live-In/Significant Other	32	0	4	7	9	4	2	0	0	6
		Cousin	29	0	13	10	1	2	0	0	0	3
		Aunt/Uncle	25	0	4	5	5	3	2	1	0	5
		No Selection	22	0	20	0	0	0	0	0	0	2
		Stepfather	19	0	0	3	10	3	3	0	0	0
		Grandparent	11	0	0	0	0	0	3	4	1	3
		Neighbor	7	0	4	1	0	0	1	0	0	1
		Mother	6	0	0	2	3	0	1	0	0	0
		Other Relative	5	0	1	1	2	0	0	0	0	1
		StepMother	5	0	0	2	2	1	0	0	0	0
		Staff Person	4	0	0	1	1	0	0	0	0	2
		Guardian	2	0	0	1	0	0	0	0	1	0
		Sister	2	0	0	1	0	0	0	0	0	1
		Teacher	1	0	0	0	0	0	0	1	0	0
		No Relation	4	0	0	2	1	0	0	0	0	1
Sex Trafficking	5	Mother	1	0	0	0	1	0	0	0	0	0

Breakdown of the Identified Relationships that Alleged Offenders have with Alleged Victim Children, by Allegation Type
JULY - SEPTEMBER 2017

ALLEGATION TYPE	Total Number of Relationship Types Cited for Allegation	Type of Relationship that Offender Has with Alleged Victim(s)	Number of Referrals in which Relationship Type was Identified	0 to 9 Years	10 to 19 Years	20 to 29 Years	30 to 39 Years	40 to 49 Years	50 to 59 Years	60 to 69 Years	70 and Older	Unknown	
Sex (Oral)	191	No Relation	56	0	16	12	10	4	2	1	0	11	
		Father	36	0	1	4	19	7	4	0	0	1	
		Brother	15	0	11	3	0	0	0	0	0	0	1
		Stepfather	14	0	0	2	7	1	4	0	0	0	0
		Cousin	11	0	8	3	0	0	0	0	0	0	0
		Friend	11	0	4	3	3	0	0	0	0	0	1
		Live-In/Significant Other	10	0	1	1	4	1	1	1	2	0	2
		Grandparent	8	0	0	0	0	0	0	4	0	1	1
		Aunt/Uncle	6	0	2	3	1	0	0	0	0	0	0
		No Selection	6	0	4	0	0	0	0	1	0	0	1
		Other Relative	5	0	2	0	1	1	1	0	0	0	1
		Neighbor	4	0	4	0	0	0	0	0	0	0	0
		Mother	3	0	0	3	0	0	0	0	0	0	0
		Unknown	3	0	0	0	0	0	0	0	0	0	3
Guardian	1	0	0	1	0	0	0	0	0	0	0		
Sister	1	0	0	0	0	0	0	0	0	0	1		
Staff Person	1	0	0	0	0	1	0	0	0	0	0		
Sexually Aggressive Behaviors	143	Brother	46	3	39	1	0	0	0	0	0	314	
		No Relation	25	4	19	1	0	0	0	0	0	1	
		No Selection	25	6	13	0	0	0	0	0	0	6	
		Cousin	22	1	18	0	0	0	0	0	0	0	3
		Friend	10	0	10	0	0	0	0	0	0	0	0
		Sister	9	1	8	0	0	0	0	0	0	0	0
		Aunt/Uncle	2	0	2	0	0	0	0	0	0	0	0
		Neighbor	2	0	2	0	0	0	0	0	0	0	0
		Unknown	2	0	0	0	0	0	0	0	0	0	2

Breakdown of the Identified Relationships that Alleged Offenders have with Alleged Victim Children, by Allegation Type
JULY - SEPTEMBER 2017

ALLEGATION TYPE	Total Number of Relationship Types Cited for Allegation	Type of Relationship that Offender Has with Alleged Victim(s)	Number of Referrals in which Relationship Type was Identified	0 to 9 Years	10 to 19 Years	20 to 29 Years	30 to 39 Years	40 to 49 Years	50 to 59 Years	60 to 69 Years	70 and Older	Unknown
Sexual Exploitation	53	No Relation	13	0	3	1	3	2	1	0	0	3
		Father	10	0	0	1	5	3	0	0	0	1
		Mother	10	0	0	3	6	1	0	0	0	0
		Aunt/Uncle	7	0	1	2	2	0	1	1	0	0
		Friend	2	0	0	1	1	0	0	0	0	0
		Great Grandparent	2	0	0	0	0	0	0	0	0	2
		No Selection	2	0	1	0	0	0	0	0	0	1
		Stepfather	2	0	0	0	2	0	0	0	0	0
		Brother	1	1	0	0	0	0	0	0	0	0
		Cousin	1	0	0	0	1	0	0	0	0	0
		Foster Father	1	0	0	0	1	0	0	0	0	0
		Other Relative	1	0	0	0	1	0	0	0	0	0
		Stepmother	1	0	0	0	1	0	0	0	0	0
Abuse with a Deadly Weapon	15	No Relation	4	0	0	1	2	0	0	0	0	1
		Mother	3	0	0	0	3	0	0	0	0	0
		Father	2	0	0	0	2	0	0	0	0	0
		Grandparent	1	0	0	0	0	0	1	0	0	0
		Live-In/Significant Other	1	0	0	0	1	0	0	0	0	0
		No Selection	1	0	0	0	0	0	0	0	0	1
		Sister	1	0	0	1	0	0	0	0	0	0
		Staff Person	1	0	0	0	0	0	0	0	0	1
		Stepfather	1	0	0	0	1	0	0	0	0	0

Breakdown of the Identified Relationships that Alleged Offenders have with Alleged Victim Children, by Allegation Type

JULY - SEPTEMBER 2017

ALLEGATION TYPE	Total Number of Relationship Types Cited for Allegation	Type of Relationship that Offender Has with Alleged Victim(s)	Number of Referrals in which Relationship Type was Identified	Age Group											
				0 to 9 Years	10 to 19 Years	20 to 29 Years	30 to 39 Years	40 to 49 Years	50 to 59 Years	60 to 69 Years	70 and Older	Unknown			
Indecent Exposure	73	No Relation	17	0	1	3	3	5	3	0	0	0	0	1	1
		Father	10	0	0	1	5	2	2	0	0	0	0	0	0
		Aunt/Uncle	7	0	3	2	1	0	0	1	0	0	0	0	0
		Cousin	7	0	2	4	1	0	0	0	0	0	0	0	0
		Neighbor	7	0	2	1	0	0	0	2	2	1	0	0	1
		No Selection	6	0	6	0	0	0	0	0	0	0	0	0	0
		Live-In/Significant Other	5	0	0	0	3	0	0	2	0	0	0	0	0
		Stepfather	3	0	0	0	3	0	0	0	0	0	0	0	0
		Brother	2	0	2	0	0	0	0	0	0	0	0	0	0
		Friend	2	0	1	1	0	0	0	0	0	0	0	0	0
		Unknown	2	0	0	1	0	0	0	0	0	0	0	0	1
		Grandparent	1	0	0	0	0	0	0	0	0	0	1	0	0
		Mother	1	0	0	0	1	0	0	0	0	0	0	0	0
		Other Relative	1	0	0	1	0	0	0	0	0	0	0	0	0
		Sister	1	0	0	0	0	0	0	0	0	0	0	0	1
		Stepmother	1	0	0	0	1	0	0	0	0	0	0	0	0
		Inadequate Clothing	2	Live-In/Significant Other	1	0	0	0	0	0	0	0	0	0	0
Mother	1			0	0	0	0	0	0	0	0	0	0	0	1
Inadequate Shelter	7	Mother	3	0	0	3	0	0	0	0	0	0	0	0	
		Father	2	0	0	0	1	1	0	0	0	0	0	0	
		Live-In/Significant Other	2	0	1	0	0	1	1	0	0	0	0	0	

**Breakdown of the Identified Relationships that Alleged Offenders have with Alleged Victim Children, by Allegation Type
JULY - SEPTEMBER 2017**

ALLEGATION TYPE	Total Number of Relationship Types Cited for Allegation	Type of Relationship that Offender Has with Alleged Victim(s)	Number of Referrals in which Relationship Type was Identified	0 to 9 Years	10 to 19 Years	20 to 29 Years	30 to 39 Years	40 to 49 Years	50 to 59 Years	60 to 69 Years	70 and Older	Unknown
Voyeurism	18	Stepfather	7	0	0	1	0	5	1	0	0	0
		No Relation	5	0	0	0	2	1	0	2	0	0
		Father	2	0	0	0	2	0	0	0	0	0
		Grandparent	2	0	0	0	0	0	0	1	0	1
		Aunt/Uncle	1	0	0	0	0	0	0	0	1	0
		Brother	1	0	1	0	0	0	0	0	0	0
		Cousin	1	0	0	0	0	0	0	0	0	0
		Father	1	0	0	0	0	0	0	0	0	0
		Foster Mother	1	0	0	0	0	0	1	0	0	0
		Grandparent	1	0	0	0	0	0	1	0	0	0
Subdural Hematoma	12	Unknown	5	0	0	0	1	0	0	0	0	4
		Father	3	0	0	2	0	1	0	0	0	0
		No Relation	2	0	0	1	0	0	0	0	0	1
		Mother	1	0	0	1	0	0	0	0	0	0
		No Selection	1	0	0	0	0	0	0	0	0	0
Shaking Child Age Three or Younger	2	No Relation	2	0	0	2	0	0	0	0	0	0
Immersion	5	Father	3	0	0	1	2	0	0	0	0	0
		Live-In/Significant Other	1	0	0	0	1	0	0	0	0	0
		Mother	1	0	0	0	0	1	0	0	0	

**Breakdown of the Identified Relationships that Alleged Offenders have with Alleged Victim Children, by Allegation Type
JULY - SEPTEMBER 2017**

ALLEGATION TYPE	Total Number of Relationship Types Cited for Allegation	Type of Relationship that Offender Has with Alleged Victim(s)	Number of Referrals in which Relationship Type was Identified	0 to 9 Years	10 to 19 Years	20 to 29 Years	30 to 39 Years	40 to 49 Years	50 to 59 Years	60 to 69 Years	70 and Older	Unknown		
Bone Fracture	44	Unknown	21	0	0	0	1	0	0	0	0	20		
		No Relation	7	0	0	3	1	0	0	0	0	3		
		Father	5	0	0	2	3	0	0	0	0	0		
		Mother	5	0	1	3	1	0	0	0	0	0		
		No Selection	2	0	0	0	0	0	0	0	0	2		
		Aunt/Uncle	1	0	0	0	0	0	0	0	0	1		
		Cousin	1	0	1	0	0	0	0	0	0	0		
		Staff Person	1	0	0	0	0	0	0	0	0	1		
		Stepfather	1	0	0	0	1	0	0	0	0	0		
		Burns/Scalding	53	Unknown	23	0	0	1	0	1	0	0	0	21
				Mother	11	0	0	8	3	0	0	0	0	
				Father	8	0	0	4	4	0	0	0	0	
				Grandparent	3	0	0	0	0	1	1	0	0	
Brother	2			0	2	0	0	0	0	0	0			
No Relation	2			0	0	1	0	0	0	0	0			
Day Care	1			0	0	0	0	0	1	0	0			
Live-In/Significant Other	1			0	1	0	0	0	0	0	0			
Other Relative	1			0	0	0	0	0	0	0	0			
Staff Person	1			0	0	0	0	0	0	0	0			
Inadequate Food	30			Mother	12	0	0	8	3	1	0	0	0	
				Staff Person	7	0	0	4	2	0	0	0		
				Father	6	0	0	3	1	1	0	0		
		Foster Mother	3	0	0	0	1	1	0	0				
		Live-In/Significant Other	1	0	0	1	0	0	0	0				
		No Relation	1	0	0	0	0	0	0	0				

**Breakdown of the Identified Relationships that Alleged Offenders have with Alleged Victim Children, by Allegation Type
JULY - SEPTEMBER 2017**

ALLEGATION TYPE	Total Number of Relationship Types Cited for Allegation	Type of Relationship that Offender Has with Alleged Victim(s)	Number of Referrals in which Relationship Type was Identified	0 to 9 Years	10 to 19 Years	20 to 29 Years	30 to 39 Years	40 to 49 Years	50 to 59 Years	60 to 69 Years	70 and Older	Unknown
Cuts/Bruises/Welts	179	Unknown	47	0	0	0	2	0	0	0	0	45
		Father	33	0	0	11	12	8	1	1	0	0
		Mother	31	0	0	11	15	4	1	0	0	0
		Staff Person	20	0	0	6	8	2	1	0	0	3
		Stepfather	9	0	0	4	2	2	1	0	0	0
		No Relation	8	0	0	4	0	0	0	0	0	4
		Foster Mother	7	0	0	1	2	0	2	1	0	1
		Live-In/Significant Other	6	0	1	2	0	1	1	0	0	1
		Grandparent	4	0	0	0	0	3	0	1	0	0
		Aunt/Uncle	3	0	0	0	1	1	1	0	0	0
		Stepmother	3	0	0	1	1	1	0	0	0	0
		Foster Father	2	0	0	0	1	1	0	0	0	0
		No Selection	2	0	1	0	0	0	0	0	0	1
		Brother	1	0	1	0	0	0	0	0	0	0
		Great Grandparent	1	0	0	0	0	0	1	0	0	0
		Neighbor	1	0	0	1	0	0	0	0	0	0
		Non-Custodial Parent	1	0	0	0	0	0	0	0	0	1
Solicitation	19	No Relation	6	0	0	1	2	0	1	0	0	2
		Father	4	0	0	0	3	0	1	0	0	0
		Grandparent	2	0	0	0	0	0	2	0	0	0
		Mother	2	0	0	0	2	0	0	0	0	0
		Unknown	2	0	0	0	0	0	0	0	0	2
		Aunt/Uncle	1	0	0	0	1	0	0	0	0	0
		Cousin	1	0	0	0	1	0	0	0	0	0
		Friend	1	0	1	0	0	0	0	0	0	0
Sprains/Dislocation	2	Cousin	1	0	1	0	0	0	0	0	0	0
		Staff Person	1	0	0	1	0	0	0	0	0	0

Breakdown of the Identified Relationships that Alleged Offenders have with Alleged Victim Children, by Allegation Type

JULY - SEPTEMBER 2017

ALLEGATION TYPE	Total Number of Relationship Types Cited for Allegation	Type of Relationship that Offender Has with Alleged Victim(s)	Number of Referrals in which Relationship Type was Identified	0 to 9 Years	10 to 19 Years	20 to 29 Years	30 to 39 Years	40 to 49 Years	50 to 59 Years	60 to 69 Years	70 and Older	Unknown		
Educational Neglect	11	Mother	9	0	0	2	5	1	0	0	0	1		
		Father	1	0	0	0	1	0	0	0	0	0		
		Stepfather	1	0	0	0	0	1	0	0	0	0		
		Mother	39	0	3	17	13	3	1	0	0	2		
		Father	15	0	0	5	1	7	2	0	0	0		
		Grandparent	6	0	0	0	0	1	2	2	2	0		
		Stepfather	6	0	0	2	0	2	2	0	0	0		
		Live-In/Significant Other	5	0	0	1	2	1	0	0	0	1		
		Foster Father	3	0	0	0	0	0	1	2	0	0		
		Foster Mother	3	0	0	0	0	0	2	0	1	0		
Environmental Neglect	83	Aunt/Uncle	2	0	1	0	0	0	0	1	0	0		
		Brother	1	0	0	1	0	0	0	0	0	0		
		No Relation	1	0	0	0	1	0	0	0	0	0		
		No Selection	1	0	0	0	0	0	0	0	0	1		
		Staff Person	1	0	0	0	0	0	0	0	0	1		
		Mother	2	0	0	0	1	0	0	0	0	1		
		Munchausen Syn. Or Fractitious Ill.-Proxy	1	Mother	1	0	0	1	0	0	0	0	0	
		Failure to Thrive	24	Mother	16	0	2	12	2	0	0	0	0	0
				Father	7	0	0	5	1	0	0	0	1	
				Stepfather	1	0	0	0	0	0	0	0	1	
Unknown	2			0	0	0	0	0	0	0	2			
Human Bites	3	Unknown	2	0	0	0	0	0	0	0	0			
		Mother	1	0	0	0	0	1	0	0	0			

**Breakdown of the Identified Relationships that Alleged Offenders have with Alleged Victim Children, by Allegation Type
JULY - SEPTEMBER 2017**

ALLEGATION TYPE	Total Number of Relationship Types Cited for Allegation	Type of Relationship that Offender Has with Alleged Victim(s)	Number of Referrals in which Relationship Type was Identified	0 to 9 Years	10 to 19 Years	20 to 29 Years	30 to 39 Years	40 to 49 Years	50 to 59 Years	60 to 69 Years	70 and Older	Unknown	
Extreme or Repeated Cruelty	50	Father	12	0	0	2	6	1	2	1	0	0	
		Mother	11	0	0	3	4	3	0	0	0	1	
		Live-In/Significant Other	4	0	0	0	3	0	0	0	0	0	1
		Aunt/Uncle	3	0	0	1	0	0	0	2	0	0	0
		No Selection	3	0	0	0	0	0	0	0	0	0	2
		Staff Person	3	0	1	1	0	1	0	0	0	0	0
		Stepfather	3	0	2	1	0	0	0	1	0	0	0
		StepMother	3	0	1	2	0	0	0	0	0	0	0
		Grandparent	2	0	0	0	1	1	1	0	0	0	0
		Brother	1	0	0	0	0	0	0	1	0	0	1
		Cousin	1	0	0	0	0	0	0	0	0	0	0
		Day Care	1	0	0	0	0	0	0	0	0	0	1
		Foster Mother	1	0	0	0	0	0	0	1	0	0	0
Guardian	1	0	0	1	0	0	0	0	1	0	0		
No Relation	1	0	0	1	0	0	0	0	0	0	0		
Internal Injuries	6	Unknown	2	0	0	0	0	0	0	0	0	2	
		Father	1	0	0	1	0	0	0	0	0	0	
		Mother	1	0	0	1	0	0	0	0	0	0	
		No Relation	1	0	0	1	0	0	0	0	0	0	
		No Selection	1	0	0	0	0	0	0	0	0	0	1
		Mother	1	0	0	0	0	0	0	0	0	0	0
Kicking a Child	10	Mother	3	0	0	0	0	2	1	0	0	0	
		Aunt/Uncle	2	0	0	0	0	1	1	0	0	0	
		Father	2	0	0	0	2	0	0	0	0	0	
		Foster Father	1	0	0	0	0	0	1	0	0	0	
		Guardian	1	0	0	0	1	0	0	0	0	0	
		Staff Person	1	0	0	1	0	0	0	0	0	0	

Breakdown of the Identified Relationships that Alleged Offenders have with Alleged Victim Children, by Allegation Type
JULY - SEPTEMBER 2017

ALLEGATION TYPE	Total Number of Relationship Types Cited for Allegation	Type of Relationship that Offender Has with Alleged Victim(s)	Number of Referrals in which Relationship Type was Identified	0 to 9 Years	10 to 19 Years	20 to 29 Years	30 to 39 Years	40 to 49 Years	50 to 59 Years	60 to 69 Years	70 and Older	Unknown
Failure to Protect	143	Mother	81	0	0	24	37	14	2	1	0	3
		Father	16	0	0	1	9	5	0	0	0	0
		Grandparent	11	0	0	0	0	6	1	2	2	0
		Foster Mother	6	0	0	0	1	3	0	1	0	1
		Stepfather	6	0	0	2	1	2	1	0	0	0
		Aunt/Uncle	4	0	0	2	0	1	1	0	0	0
		Live-In/Significant Other	4	0	0	2	2	0	0	0	0	0
		Staff Person	4	0	0	2	1	1	0	0	0	0
		No Relation	3	0	0	2	0	1	0	0	0	0
		Day Care	2	0	0	1	0	0	1	0	0	0
		Foster Father	2	0	0	0	0	1	0	0	0	1
		Stepmother	2	0	0	0	2	0	0	0	0	0
		Brother	1	0	0	0	0	0	0	0	0	1
		Cousin	1	0	1	0	0	0	0	0	0	0
Inadequate Supervision	96	Mother	44	0	4	19	14	4	0	2	0	1
		Father	15	0	0	6	3	4	1	1	0	0
		Foster Mother	7	0	0	0	2	4	1	0	0	0
		Staff Person	7	0	0	5	1	0	0	0	0	1
		Stepfather	6	0	0	3	1	1	0	1	0	0
		Grandparent	4	0	0	0	0	0	2	1	1	0
		Day Care	2	0	0	0	0	1	0	0	0	1
		Foster Father	2	0	0	1	1	0	0	0	0	0
		Live-In/Significant Other	2	0	0	1	0	0	0	0	0	1
		No Selection	2	0	0	0	1	1	0	0	0	0
		Unknown	2	0	0	1	0	0	0	0	0	1
		Aunt/Uncle	1	0	1	0	0	0	0	0	0	0
		No Relation	1	0	0	0	1	0	0	0	0	0
		Stepmother	1	0	0	0	1	0	0	0	0	0

**Breakdown of the Identified Relationships that Alleged Offenders have with Alleged Victim Children, by Allegation Type
JULY - SEPTEMBER 2017**

ALLEGATION TYPE	Total Number of Relationship Types Cited for Allegation	Type of Relationship that Offender Has with Alleged Victim(s)	Number of Referrals in which Relationship Type was Identified	0 to 9 Years	10 to 19 Years	20 to 29 Years	30 to 39 Years	40 to 49 Years	50 to 59 Years	60 to 69 Years	70 and Older	Unknown		
Lock Out	14	Mother	4	0	0	0	2	2	0	0	0	0		
		Father	3	0	0	0	1	2	0	0	0	0		
		Grandparent	3	0	0	0	0	0	0	1	1	0		
		Live-In/Significant Other	2	0	0	0	1	0	0	1	0	0		
		Aunt/Uncle	1	0	0	1	0	0	0	0	0	0		
		Stepmother	1	0	0	0	0	1	0	0	0	0		
		Malnutrition	25	Mother	13	0	0	9	3	1	0	0	0	0
				Father	7	0	0	3	2	1	1	0	0	0
				Aunt/Uncle	1	0	1	0	0	0	0	0	0	0
				Brother	1	0	0	0	0	0	0	0	0	1
Live-In/Significant Other	1			0	0	0	1	0	0	0	0	0		
Medical Neglect	40	No Relation	1	0	0	0	0	0	0	0	0	1		
		Stepmother	1	0	0	1	0	0	0	0	0	0		
		Mother	22	0	0	14	6	1	0	0	0	1		
		Father	9	0	0	5	2	1	0	0	0	1		
		Live-In/Significant Other	4	0	0	2	2	0	0	0	0	0		
		Foster Father	2	0	0	1	1	0	0	0	0	0		
		Day Care	1	0	1	0	0	0	0	0	0	0		
		Foster Mother	1	0	0	0	1	0	0	0	0	0		
		Guardian	1	0	0	0	0	0	0	1	0	0		
		Poison/Noxious Substances	6	Mother	3	0	0	2	1	0	0	0	0	0
Father	2			0	0	0	0	1	0	0	0	1		
Cousin	1			0	1	0	0	0	0	0	0	0		
Pinching/Striking Child in Genital Area	11			Staff Person	4	0	0	1	0	2	0	0	0	1
		Father	3	0	0	0	3	0	0	0	0	0		
		Mother	2	0	0	1	1	0	0	0	0	0		
		Grandparent	1	0	0	0	0	1	0	0	0	0		
		No Relation	1	0	0	1	0	0	0	0	0	0		

**Breakdown of the Identified Relationships that Alleged Offenders have with Alleged Victim Children, by Allegation Type
JULY - SEPTEMBER 2017**

ALLEGATION TYPE	Total Number of Relationship Types Cited for Allegation	Type of Relationship that Offender Has with Alleged Victim(s)	Number of Referrals in which Relationship Type was Identified	0 to 9 Years	10 to 19 Years	20 to 29 Years	30 to 39 Years	40 to 49 Years	50 to 59 Years	60 to 69 Years	70 and Older	Unknown	
Pornography/Exposure to Live Sex Acts	62	Mother	17	0	0	5	10	0	0	0	0	2	
		Father	15	0	0	2	7	4	1	1	0	0	
		Live-In/Significant Other	5	0	1	1	2	0	0	0	0	0	1
		Grandparent	4	0	0	0	0	0	2	2	0	0	0
		No Relation	4	0	1	0	1	1	1	0	0	0	1
		No Section	4	0	2	0	0	0	0	0	0	0	2
		Stepfather	4	0	0	0	0	0	3	1	0	0	0
		Cousin	3	0	2	1	0	0	0	0	0	0	0
		Friend	2	0	1	0	1	0	0	0	0	0	0
		Brother	1	0	0	1	0	0	0	0	0	0	0
		Neighbor	1	0	0	0	0	0	0	0	1	0	0
		Stepmother	1	0	0	1	0	0	0	0	0	0	0
		Unknown	1	0	0	0	0	0	0	0	0	0	1
Striking Child (0-6 yrs) on Face/Head	42	Mother	15	0	0	12	2	0	0	0	0	1	
		Unknown	7	0	0	0	1	0	0	0	0	6	
		Father	6	0	0	4	1	1	0	0	0	0	
		Live-In/Significant Other	4	0	0	1	1	1	0	0	0	1	
		Foster Mother	3	0	0	1	2	0	0	0	0	0	
		Grandparent	2	0	0	0	0	0	1	0	0	1	
		Stepfather	2	0	0	1	0	1	0	0	0	0	
		Aunt/uncle	1	0	0	0	0	1	0	0	0	0	
		Neighbor	1	0	0	1	0	0	0	0	0	0	
		No Relation	1	0	0	0	0	0	0	0	0	1	

**Breakdown of the Identified Relationships that Alleged Offenders have with Alleged Victim Children, by Allegation Type
JULY - SEPTEMBER 2017**

ALLEGATION TYPE	Total Number of Relationship Types Cited for Allegation	Type of Relationship that Offender Has with Alleged Victim(s)	Number of Referrals in which Relationship Type was Identified	0 to 9 Years	10 to 19 Years	20 to 29 Years	30 to 39 Years	40 to 49 Years	50 to 59 Years	60 to 69 Years	70 and Older	Unknown
Striking Child (7-18yrs) on Face/Head	72	Mother	22	0	0	3	11	5	1	0	1	1
		Father	16	0	0	0	6	5	4	1	0	0
		Staff Person	9	0	0	2	3	2	2	0	0	0
		Foster Mother	5	0	0	0	0	0	1	2	0	2
		Stepfather	4	0	0	1	2	1	0	0	0	0
		Live-In/Significant Other	3	0	0	0	2	0	0	0	0	1
		No Relation	3	0	0	0	0	0	0	0	0	3
		Stepmother	3	0	0	0	2	1	0	0	0	0
		Aunt/Uncle	2	0	0	0	1	0	0	1	0	0
		Grandparent	2	0	0	0	0	1	1	0	0	0
		Unknown	2	0	0	0	0	0	0	0	0	2
		Guardian	1	0	0	0	0	0	1	0	0	0
Striking Child with Closed Fist	36	Staff Person	9	0	0	2	2	3	1	0	0	1
		Father	6	0	0	0	2	1	2	0	0	1
		Mother	5	0	0	1	3	0	0	0	0	1
		Foster Mother	3	0	0	0	2	1	0	0	0	0
		No Relation	3	0	0	0	1	0	0	0	0	2
		Aunt/Uncle	2	0	0	0	0	0	2	0	0	0
		Stepfather	2	0	0	0	1	1	0	0	0	0
		Stepmother	2	0	0	0	2	0	0	0	0	0
		Foster Father	1	0	0	0	0	1	0	0	0	0
		Guardian	1	0	0	0	1	0	0	0	0	0
		Live-In/Significant Other	1	0	0	0	1	0	0	0	0	0
		No Selection	1	0	0	0	0	0	0	0	0	1

Breakdown of the Identified Relationships that Alleged Offenders have with Alleged Victim Children, by Allegation Type

JULY - SEPTEMBER 2017

ALLEGATION TYPE	Total Number of Relationship Types Cited for Allegation	Type of Relationship that Offender Has with Alleged Victim(s)	Number of Referrals in which Relationship Type was Identified	0 to 9 Years	10 to 19 Years	20 to 29 Years	30 to 39 Years	40 to 49 Years	50 to 59 Years	60 to 69 Years	70 and Older	Unknown
Substance Misuse	47	Father	14	0	0	0	7	5	2	0	0	0
		Mother	12	0	0	2	8	1	0	0	0	1
		No Relation	4	0	0	1	1	0	1	0	0	1
		Grandparent	3	0	0	0	0	1	2	0	0	0
		Neighbor	3	0	0	0	1	0	1	1	0	0
		Stepfather	2	0	0	0	0	1	1	0	0	0
		Stepmother	2	0	0	1	1	0	0	0	0	0
		Brother	1	0	0	1	0	0	0	0	0	0
		Cousin	1	0	0	0	0	0	0	0	0	1
		Friend	1	0	0	1	0	0	0	0	0	0
		Live-In/Significant Other	1	0	0	0	0	0	0	0	0	1
		No Selection	1	0	0	0	0	0	0	0	0	1
		Staff Person	1	0	0	1	0	0	0	0	0	0
		Unknown	1	0	0	0	0	0	0	0	0	1
Watch Pornography/Live Sex Acts (PERMIT)	7	Father	2	0	0	0	0	2	0	0	0	0
		Mother	2	0	0	1	0	0	0	0	0	1
		Grandparent	1	0	0	0	0	0	1	0	0	0
		Great Aunt/Uncle	1	0	0	0	0	1	0	0	0	0
		No Selection	1	0	0	0	0	0	0	0	0	1
Watch Pornography/Live Sex Acts (ENCRG.)	1	Stepfather	1	0	0	0	0	1	0	0	0	0
Watch Pornography/Live Sex Acts (FORCE)	1	No Relation	1	0	0	0	1	0	0	0	0	0

Breakdown of the Identified Relationships that Alleged Offenders have with Alleged Victim Children, by Allegation Type

JULY - SEPTEMBER 2017

ALLEGATION TYPE	Total Number of Relationship Types Cited for Allegation	Type of Relationship that Offender Has with Alleged Victim(s)	Number of Referrals in which Relationship Type was Identified	0 to 9 Years	10 to 19 Years	20 to 29 Years	30 to 39 Years	40 to 49 Years	50 to 59 Years	60 to 69 Years	70 and Older	Unknown
Suffocation	69	Father	23	0	0	1	11	9	1	0	0	1
		Mother	15	0	0	2	5	5	2	0	0	1
		Stepfather	10	0	0	4	3	2	0	1	0	0
		Grandparent	4	0	0	0	0	0	0	4	0	0
		Stepmother	4	0	0	1	3	0	0	0	0	0
		Live-In/Significant Other	3	0	1	1	1	0	0	0	0	0
		Aunt/Uncle	2	0	0	1	1	0	0	0	0	0
		Cousin	2	0	0	1	1	0	0	0	0	0
		Foster Mother	2	0	0	1	0	0	0	0	0	1
		Staff Person	2	0	0	1	0	1	0	0	0	0
		Brother	1	0	1	0	0	0	0	0	0	0
		Guardian	1	0	0	0	0	0	1	0	0	0
Threat of Harm	64	Father	21	0	1	3	11	5	1	0	0	0
		Mother	11	0	1	4	4	2	0	0	0	0
		Live-In/Significant Other	7	0	0	2	2	1	2	0	0	0
		No Relation	6	0	0	2	2	0	0	0	0	2
		Staff Person	6	0	0	1	1	2	1	0	0	1
		Stepfather	4	0	0	1	3	0	0	0	0	0
		Aunt/Uncle	1	0	0	1	0	0	0	0	0	0
		Cousin	1	0	0	0	0	0	0	0	0	0
		Foster Father	1	0	0	0	0	0	0	0	0	1
		Foster Mother	1	0	0	0	0	0	0	1	0	0
		Grandparent	1	0	0	0	0	1	0	0	0	0
		Guardian	1	0	0	0	0	0	1	0	0	0
		No Selection	1	0	1	0	0	0	0	0	0	0
		Sister	1	0	0	1	0	0	0	0	0	0
		Stepmother	1	0	0	1	0	0	0	0	0	0

**Breakdown of the Identified Relationships that Alleged Offenders have with Alleged Victim Children, by Allegation Type
JULY - SEPTEMBER 2017**

ALLEGATION TYPE	Total Number of Relationship Types Cited for Allegation	Type of Relationship that Offender Has with Alleged Victim(s)	Number of Referrals in which Relationship Type was Identified	0 to 9 Years	10 to 19 Years	20 to 29 Years	30 to 39 Years	40 to 49 Years	50 to 59 Years	60 to 69 Years	70 and Older	Unknown
Throwing a Child	42	Father	12	0	0	3	7	2	0	0	0	0
		Staff Person	8	0	0	3	1	1	2	0	0	1
		Mother	5	0	0	1	1	3	0	0	0	0
		Stepfather	5	0	0	2	2	1	0	0	0	0
		Live-In/Significant Other	4	0	0	2	1	0	1	0	0	0
		Foster Mother	2	0	0	0	0	0	0	2	0	0
		No Relation	2	0	0	0	2	0	0	0	0	0
		Aunt/Uncle	1	0	0	0	0	1	0	0	0	0
		Grandparent	1	0	0	0	0	0	0	0	0	1
		Other Relative	1	0	0	0	0	1	0	0	0	0
		Stepmother	1	0	0	0	0	1	0	0	0	0

JULY – SEPTEMBER 2017

SECTION II

CRIMES AGAINST CHILDREN

DIVISION

**CASES SUBMITTED TO PROSECUTING
ATTORNEY**

ARKANSAS PROSECUTING ATTORNEY'S

Fletcher Long
Prosecuting Attorney/1st Judicial Circuit
313 S. IZARD STREET-P.O. BOX 365
FORREST CITY, AR 72335
(870) 261-1747 FAX (870) 261-1742

Scott Ellington
Prosecuting Attorney/2nd Judicial Circuit
511 Union Street, Suite 342
JONESBORO, AR 72401
(870) 972-4779 FAX (870) 972-1700

Henry H. Boyce
Prosecuting Attorney/3rd Judicial Circuit
JACKSON COUNTY COURTHOUSE
208 MAIN STREET SUITE 31
NEWPORT, AR 72112
(870) 523-7428 FAX (870) 523-7433

Matt Durrett
Prosecuting Attorney/4th Judicial Circuit
280 NORTH COLLEGE, SUITE 301
FAYETTEVILLE, AR 72701
(479) 444-1570 FAX (479) 444-1594

David Gibbons
Prosecuting Attorney/5th Judicial Circuit
100 W. MAIN STREET-4TH FLOOR
RUSSELLVILLE, AR 72801
(479) 968-8600 FAX (479) 967-1086

Larry Jegley
Prosecuting Attorney/6th Judicial Circuit
224 SOUTH SPRING STREET
LITTLE ROCK, AR 72201
(501) 340-8000 FAX (501) 340-8049

Teresa Howell
Prosecuting Attorney/7th Judicial Circuit
215 E. HIGHLAND, SUITE 4
MALVERN, AR 72140
(870) 337-1468 FAX (870) 337-9441

Christy McQueen
Prosecuting Attorney/8th North Judicial Circuit
P.O. BOX 1216
HOPE, AR 71802-1216
(870) 777-0900 FAX (870) 722-2904

Stephanie Black
Prosecuting Attorney/8th South Judicial Circuit
400 LAUREL AVE. ROOM 6
TEXARKANA, AR 71854
(870) 774-1002 FAX (870) 772-9315

Blake Batson
Prosecuting Attorney/9th East Judicial Circuit
414 COURT STREET
ARKADELPHIA, AR 71923
(870) 246-9868 FAX (888) 251-9536

Bryan Chesshir
Prosecuting Attorney/9th West Judicial Circuit
P.O. BOX 158
NASHVILLE, AR 71852
(870) 845-5030 FAX (870) 845-0268

Thomas Deen
Prosecuting Attorney/10th Judicial Circuit
506 SOUTH MAIN STREET
MONTICELLO, AR 71655
(870) 367-9896 FAX (870) 367-9696

Robert Dittrich
Prosecuting Attorney/11th East Judicial Circuit
305 S. COLLEGE-P.O. BOX 845
STUTTGART, AR 72160
(870) 673-3048 FAX (870) 673-4431

Kyle Hunter
Prosecuting Attorney/11th West Judicial Circuit
101 WEST BARRAQUE/P.O. BOX 9090
PINE BLUFF, AR 71611-9090
(870) 541-5387 FAX (870) 536-3613

Daniel Shue
Prosecuting Attorney/12th Judicial Circuit
901 SOUTH B STREET, SUITE 209
FORT SMITH, AR 72901
(479) 783-8976 FAX (479) 784-1551

David Butler
Prosecuting Attorney/13th Judicial Circuit
307 AMERICAN ROAD/ROOM 114
EL DORADO, AR 71730
(870) 864-1960 FAX (870) 864-1964

ARKANSAS PROSECUTING ATTORNEY'S

David Ethredge
Prosecuting Attorney/14th Judicial Circuit
301 East 6th Street, Suite 170
Mt. Home, AR 72653
(870) 425-2595 (870) 425-2596

Tom Tatum II
Prosecuting Attorney/15th Judicial Circuit
P.O. Box 1599
Dardanelle, AR 72833
(479) 495-4550 FAX (479) 495-7992

Don McSpadden
Prosecuting Attorney/16th Judicial Circuit
368 East Main/Suite 300 P.O. Box 2051
Batesville, AR 72503
(870) 793-8825 FAX (870) 793-8870

Becky Reed McCoy
Prosecuting Attorney/17th Judicial Circuit
2407 Taylor Road
Searcy, AR 72143
(501) 279-6236 FAX (501) 279-2072

Terri Harris
Prosecuting Attorney/18th East Judicial Circuit
501 Ouachita Avenue
Hot Springs, AR 71901
(501) 622-3720 FAX (501) 622-3797

Andy Riner
Prosecuting Attorney/18th West Judicial Circuit
P.O. Box 1721
Mena, AR 71953
(479) 394-1964 FAX (479) 394-6173

Tony Rogers
Prosecuting Attorney/19 - East Judicial Circuit
202 N Springfield/ P.O. Box 536
Berryville, AR 72616
(479) 271-1030 FAX (479) 423-6624

Nathan Smith
Prosecuting Attorney/ 19th West Judicial Circuit
100 Northeast A Street
Bentonville, AR 72712
(479) 271-1030 FAX (479) 271-1073

Cody Hiland
Prosecuting Attorney/ 20th Judicial Circuit
P.O. Box 550 / 609 Locust Street
Conway, AR 72033
(501) 450-4927 FAX (501) 450-7607

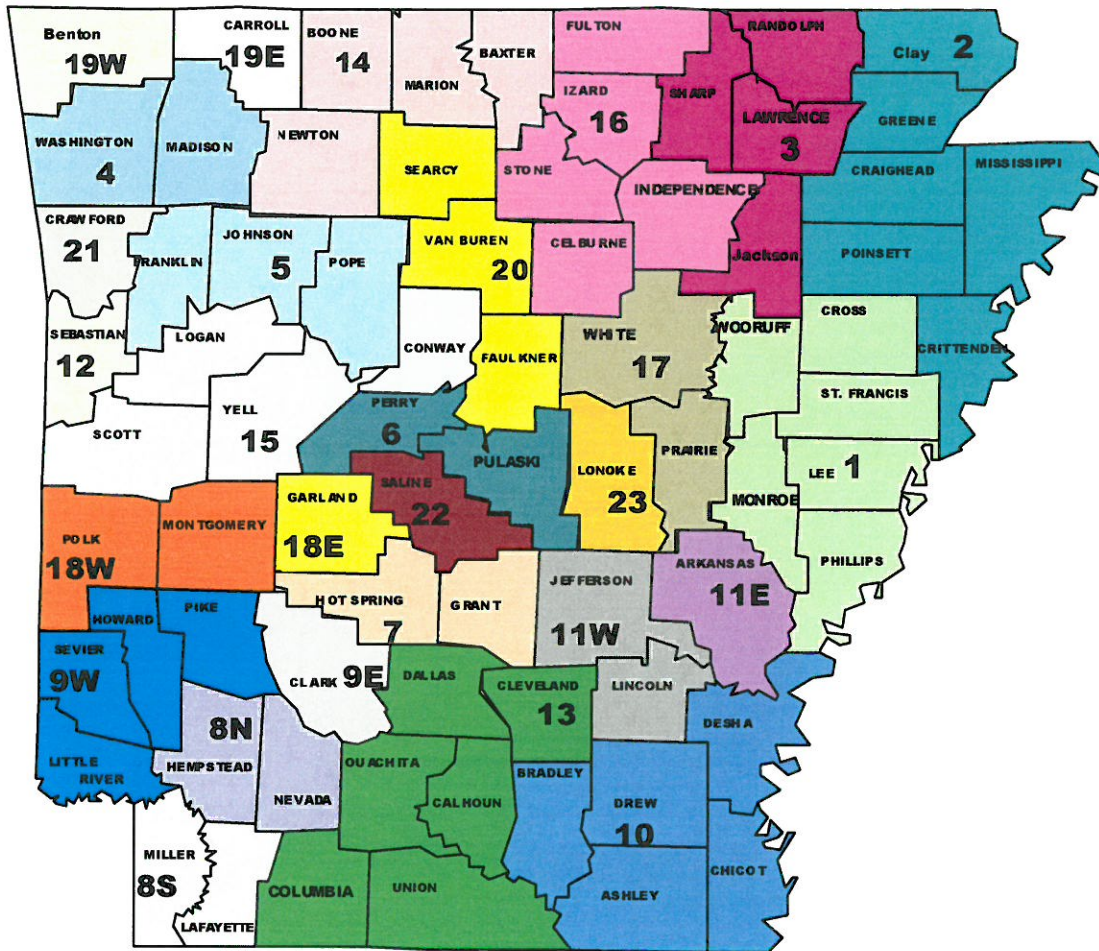
Marc McCune
Prosecuting Attorney/ 21st Judicial Circuit
206 South 3rd Street
Van Buren, AR 72956
(479) 474-5000 FAX (479) 471-3256

Ken Casady
Prosecuting Attorney/22nd Judicial Circuit
102 S. Main/ Saline County Judicial Building
Benton, AR 72015
(501) 315-7767 FAX (501) 315-3171

Chuck Graham
Prosecuting Attorney/23rd Judicial Circuit
301 North Center, Suite 301
Lonoke, AR 72086
(501) 676-2807 FAX (501) 676-3044

Arkansas Judicial Districts

2017



Judicial District 1			
Cases Submitted to PA (10)	Declined by PA (4)	Charges Filed (6)	Pending (0)
Sexual Abuse/Rape (10)		Rape (3 Charges)	
		Sexual Assault 2nd Degree (3 Charges)	
Judicial District 2			
Cases Submitted to PA (25)	Declined by PA (13)	Charges Filed (9)	Pending (3)
Sexual Abuse/Rape (20)		Rape (3 Charges)	
Abuse (5)		Sexual Assault 2nd Degree (2 Charges)	
		Sexual Indecency with a Minor	
		Domestic Battery 2nd Degree (2 Charges)	
		Environmental Neglect	
Judicial District 3			
Cases Submitted to PA (7)	Declined by PA (2)	Charges Filed (4)	Pending (1)
Sexual Abuse/Rape (4)		Rape (2 Charges)	
Abuse (3)		Medical Neglect (2 Charges)	
Judicial District 4			
Cases Submitted to PA (17)	Declined by PA (3)	Charges Filed (11)	Pending (3)
Sexual Abuse/Rape (12)		Rape (3 Charges)	
Abuse (5)		Sexual Assault 2nd Degree (3 Charges)	
		Domestic Battery 1st Degree (3 Charges)	
		Domestic Battery 1st Degree (2 Charges)	
Judicial District 5			
Cases Submitted to PA (7)	Declined by PA (2)	Charges Filed (3)	Pending (2)
Sexual Abuse/Rape (4)		Sexual Assault 2nd Degree	
Physical Abuse (3)		Domestic Battery	
		Medical Neglect	
Judicial District 6			
Cases Submitted to PA (19)	Declined by PA (3)	Charges Filed (12)	Pending (4)
Sexual Abuse/Rape (16)		Rape (3 Charges)	
Physical Abuse (3)		Sexual Assault 2nd Degree (2 Charges)	
		Child Pornography (2 Charges)	
		Medical Neglect (2 Charges)	
		Domestic Battery 1st Degree (3 Charges)	
Judicial District 7			
Cases Submitted to PA (7)	Declined by PA (2)	Charges Filed (3)	Pending (2)
Sexual Abuse/Rape (5)		Rape (2 Charges)	
Physical Abuse (2)		Domestic Battery 2nd Degree	

Judicial District 8 S			
Cases Submitted to PA (7)	Declined by PA (3)	Charges Filed (2)	Pending (2)
Sexual Abuse/Rape (5)		Sexual Indecency with a Minor	
Physical Abuse (2)		Environmental Neglect	
Judicial District 8 N			
Cases Submitted to PA (9)	Declined by PA (3)	Charges Filed (5)	Pending (1)
Sexual Abuse/Rape (4)		Rape (2 Charges)	
Physical Abuse (5)		Sexual Assault 2nd Degree	
		Environmental Neglect (2 Charges)	
Judicial District 9 W			
Cases Submitted to PA (16)	Declined by PA (5)	Charges Filed (8)	Pending (3)
Sexual Abuse/Rape (12)		Rape (2 Charges)	
Physical Abuse (4)		Sexual Assault 1st Degree (3 Charges)	
		Possession of a Controlled Substance (3 Charges)	
Judicial District 9 E			
Cases Submitted to PA (15)	Declined by PA (4)	Charges Filed (9)	Pending (2)
Sexual Abuse/Rape (12)		Rape (2 Charges)	
Physical Abuse (3)		Sexual Assault 3rd Degree (3 Charges)	
		Child Pornography (2 Charges)	
		Educational Neglect (2 Charges)	
Judicial District 10			
Cases Submitted to PA (31)	Declined by PA (11)	Charges Filed (13)	Pending (7)
Sexual Abuse/Rape (27)		Rape (3 Charges)	
Physical Abuse (4)		Sexual Assault 2nd Degree (4 Charges)	
		Sexual Indecency with a Minor	
		Child Pornography (3 Charges)	
		Domestic Battery 2nd Degree (2 Charges)	
Judicial District 11 W			
Cases Submitted to PA (9)	Declined by PA (3)	Charges Filed (3)	Pending (3)
Sexual Abuse/Rape (7)		Rape	
Physical Abuse (2)		Sexual Assault 1st Degree (2 Charges)	
Judicial District 11 E			
Cases Submitted to PA (7)	Declined by PA (3)	Charges Filed (3)	Pending (1)
Sexual Abuse/Rape (6)		Sexual Assault 3rd Degree (3 Charges)	
Physical Abuse (1)		Possession of a Controlled Substance	
Judicial District 12			
Cases Submitted to PA (29)	Declined by PA (9)	Charges Filed (13)	Pending (7)
Sexual Abuse/Rape (26)		Rape (3 Charges)	
Physical Abuse (3)		Sexual Assault 2nd Degree (3 Charges)	
		Child Pornography (2 Charges)	
		Domestic Battery (3 Charges)	
		Domestic Battery 2nd Degree (2 Charges)	

Judicial District 13			
Cases Submitted to PA (23)	Declined by PA (6)	Charges Filed (13)	Pending (4)
Sexual Abuse/Rape (19)		Rape (4 Charges)	
Physical Abuse (4)		Sexual Indecency with a Minor (3 Charges)	
		Sexual Assault (2 Charges)	
		Child Pornography (2 Charges)	
		Domestic Battery 3rd Degree (2 Charges)	
Judicial District 14			
Cases Submitted to PA (34)	Declined by PA (8)	Charges Filed (19)	Pending (7)
Sexual Abuse/Rape (27)		Rape (4 Charges)	
Physical Abuse (7)		Child Pornography (3 Charges)	
		Sexual Indecency with a Minor (2 Charges)	
		Enviornmental Neglect (2 Charges)	
		Domestic Battery 2nd Degree (4 Charges)	
		Domestic Battery 3rd Degree (4 Charges)	
Judicial District 15			
Cases Submitted to PA (13)	Declined by PA (3)	Charges Filed (7)	Pending (3)
Sexual Abuse/Rape (9)		Rape (2 Charges)	
Physical Abuse (4)		Sexual Assault 2nd Degree (3 Charges)	
		Enviornmental Neglect (2 Charges)	
Judicial District 16			
Cases Submitted to PA (34)	Declined by PA (11)	Charges Filed (15)	Pending (8)
Sexual Abuse/Rape (26)		Rape (5 Charges)	
Physical Abuse (8)		Sexual Assault 3rd Degree (4 Charges)	
		Child Pornography (3 Charges)	
		Domestic Battery 3rd Degree (3 Charges)	
Judicial District 17			
Cases Submitted to PA (7)	Declined by PA (2)	Charges Filed (4)	Pending (1)
Sexual Abuse (5)		Child Pornography (2 Charges)	
Abuse (2)		Medical Neglect (2 Charges)	
Judicial District 18 E			
Cases Submitted to PA (20)	Declined by PA (4)	Charges Filed (12)	Pending (4)
Sexual Abuse/Rape (18)		Rape (3 Charges)	
Physical Abuse (2)		Sexual Assault (3 Charges)	
		Sexual Indecency with a Minor (2 Charges)	
		Enviornmental Neglect (4 Charges)	
Judicial District 18 W			
Cases Submitted to PA (9)	Declined by PA (1)	Charges Filed (6)	Pending (2)
Sexual Abuse/Rape (7)		Sexual Indecency with a Minor (3 Charges)	
Physical Abuse (2)		Sexual Assault 2nd Degree (3 Charges)	
Judicial District 19 W			
Cases Submitted to PA (6)	Declined by PA (1)	Charges Filed (2)	Pending (3)
Sexual Abuse/Rape (6)		Rape (2 Charges)	

Judicial District 19 E			
Cases Submitted to PA (22)	Declined by PA (8)	Charges Filed (8)	Pending (6)
Sexual Abuse/Rape (18)		Rape (2 Charges)	
Physical Abuse (4)		Sexual Assault 2nd Degree (2 Charges)	
		Enviormental Neglect (4 Charges)	
Judicial District 20			
Cases Submitted to PA (24)	Declined by PA (6)	Charges Filed (13)	Pending (5)
Sexual Abuse/Rape (21)		Rape (3 Charges)	
Physical Abuse (3)		Sexual Assault 3rd Degree (4 Charges)	
		Sexual Indecency with a Minor (2 Charges)	
		Child Pornography (2 Charges)	
		Medical Neglect (2 Charges)	
Judicial District 21			
Cases Submitted to PA (26)	Declined by PA (5)	Charges Filed (16)	Pending (5)
Sexual Abuse (19)		Rape (4 Charges)	
Physical Abuse (7)		Sexual Assault 2nd Degree (4 Charges)	
		Domestic Battery 2nd Degree (3 Charges)	
		Medical Neglect (2 Charges)	
		Envioronmental Neglect (3 Charges)	
Judicial District 22			
Cases Submitted to PA (23)	Declined by PA (7)	Charges Filed (14)	Pending (2)
Sexual Abuse (18)		Rape (3 Charges)	
Physical Abuse (5)		Sexual Indecency with a Minor (2 Charges)	
		Sexual Assault 2nd Degree (3 Charges)	
		Domestica Battery 3rd Degree (2 Charges)	
		Envioronmental Neglect (2 Charges)	
		Domestic Battery 2nd Degree (2 Charges)	
Judicial District 23			
Cases Submitted to PA (19)	Declined by PA (7)	Charges Filed (7)	Pending (5)
Sexual Abuse/Rape (16)		Rape (3 Charges)	
Physical Abuse (3)		Sexual Assault 2nd Degree (2 Charges)	
		Child Pornography	
		Medical Neglect	

Total Cases Sumitted: 475
Total Charges Declined: 139 29%
Total Charges Filed 240 51%
Total Cases Pending: 96 20%

NOTE: The standard for submitting cases to Prosecuting Attorneys is different than the standard used to determine what cases will actually be prosecuted. The decision to submit a case is made using a preponderance of the evidence standard, the same as is used in civil cases. The decision to actually charge criminally is made using a beyond a reasonable doubt standard; an evaluation which requires significantly more probative evidence than any other standard of proof used in the law.