



## ARKANSAS STATE POLICE CRIMES AGAINST CHILDREN DIVISION

### ANNUAL REPORT 2021

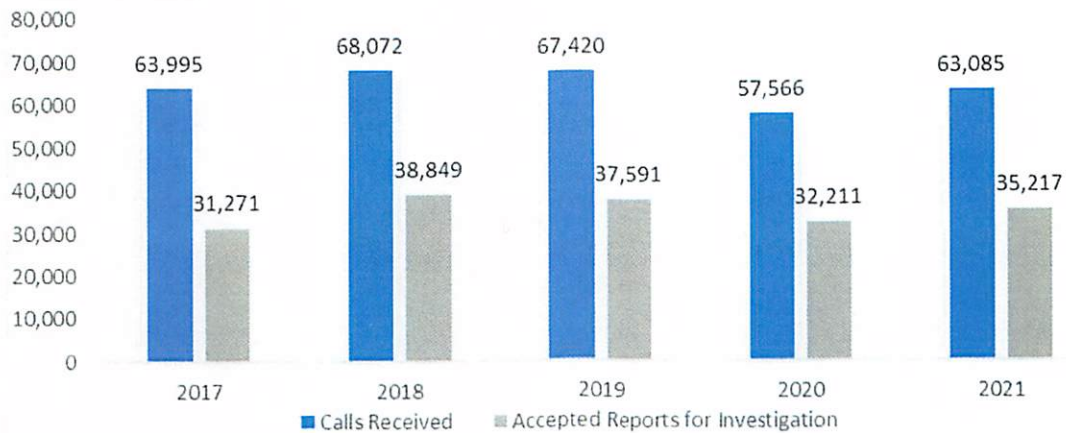
The Crimes Against Children Division operates with one (1) Major, one (1) Investigations Administrator, one (1) Admin Specialist III, three (3) Admin Specialist II, eleven (11) Area Managers, seventy-three (73) Investigators, one (1) Hotline Administrator, five (5) Hotline Supervisors and thirty-five (35) Hotline Operators.

Child Abuse Hot Line operators in the Crimes Against Children Division (CACD) of the Arkansas State Police received 63,085 referrals in the year 2021. Of these referrals, 35,217 were accepted as legally valid allegations of abuse or neglect. They were assigned for investigation to CACD investigators or to the Arkansas Department of Human Services' (DHS) Division of Children and Family Services (DCFS).



## Crimes Against Children

In 2021, the Hotline received 63,085 calls, which were 5,519 more than 2020.



In 2021, the number of accepted reports for investigations increased by 3,006.

	2017	2018	2019	2020	2021
Calls Received	63,995	68,072	67,420	57,566	63,085
Accepted Reports for Investigation	31,271	38,849	37,591	32,211	35,217

***SECTION I***

**Crimes Against Children Division**

**HOTLINE**

**ANNUAL REPORT  
2021**



# MEMORANDUM



**TO:** MAJOR JEFFREY L. DREW, DIVISION COMMANDER

**FROM:** DAN MACK, HOTLINE ADMINISTRATOR

**RE:** 2021 ANNUAL HOTLINE STATISTICS

**DATE:** January 4, 2022

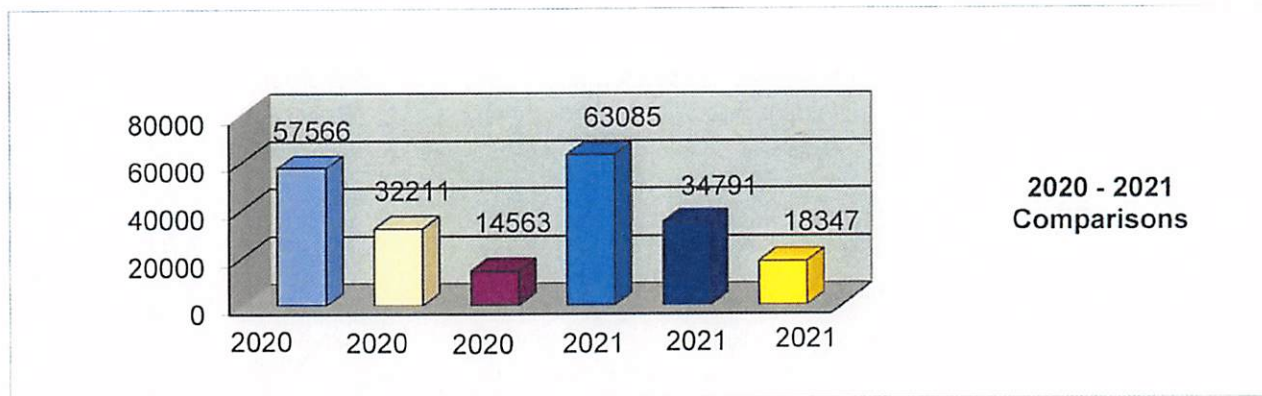
<b>TOTAL CONTACTS FOR 2021</b>		<b>63085</b>
<b>RECEIVED BY:</b>		
PHONE		<b>44738</b>
FAX, E-MAIL & OTHER		<b>18347</b>
<b>DISPOSITION:</b>	Total received by phone, fax, email & other.	<b>63085</b>
ASSIGNED FOR INVESTIGATION		<b>29637</b>
DIFFERENTIAL RESPONSE		<b>5580</b>
	Total maltreatment reports assigned.	<b>35217</b>
<b>DA (Death Assessment)</b>	Total Death Assessments	<b>120</b>
<b>FASD</b>		<b>129</b>
INFORMATION ONLY		<b>5972</b>
DOCUMENTED		<b>21647</b>
	Total Investigations, DR's, Information only, Documented, DA's	<b>63085</b>
	Total	<b>15790</b>
1. NOT VALID (Information received does not rise to the legal definition of child maltreatment:		<b>2882</b>
2. DUPLICATES (Information received from a previous contact and accepted for Investigation)		<b>787</b>
3. UNABLE TO LOCATE (Information received does not include a way to locate the child or family)		<b>622</b>
4. REFERRED TO ANOTHER (The incident occurred in another state and alleged offender resides in another state)		<b>429</b>
5. ALLEGED VICTIM OVER 18		<b>883</b>
6. ALLEGED OFFENDER NOT A CARETAKER		<b>235</b>
7. OTHER – Calls that do not fall in above categories. For example: Disconnected callers, calls with additional information referring to pending referral, etc.		
TOTAL DOCUMENTED ONLY reasons listed 1 – 7		<b>21628</b>

2021  
ANNUAL STATS

	JAN	FEB	MAR	APRIL	MAY	JUNE	JULY	AUG	SEPT	OCT	NOV	DEC	TOTAL
TOT 800	3447	3071	4114	4075	4030	3588	3661	3933	4047	3866	3575	3331	44738
TOT OTHER	1364	1153	1708	2044	1681	948	829	1206	1912	2099	1856	1547	18347
TOT CONTACTS	4811	4224	5822	6119	5711	4536	4490	5139	5959	5965	5431	4878	63085
ACC	2219	2049	2616	2833	2755	2214	2128	2407	2783	2800	2528	2305	29637
DOC	1677	1402	2141	2202	1881	1326	1395	1699	2134	2162	1918	1710	21647
DR	427	363	508	590	528	338	315	426	535	579	535	436	5580
MISC/OTHERS	475	405	534	481	540	634	628	582	479	388	427	399	5972
DA's	3	1	1	3	0	12	18	15	15	22	9	21	120
FASD	10	4	22	10	7	12	6	10	13	14	14	7	129
TOTAL CONTACTS	4811	4224	5822	6119	5711	4536	4490	5139	5959	5965	5431	4878	63085
Child Death Inv.	4	4	5	1	5	5	3	6	2	2	6	3	46
DA's	8	4	19	9	7	11	6	10	13	13	10	7	117
DOC	3	4	3	2	8	4	8	6	5	3	2	7	55
Spanish Intakes	0	5	2	0	3	3	3	7	5	6	8	6	48

**Total Others** - Includes Referrals received by Fax, E-Mail, Walk-In's

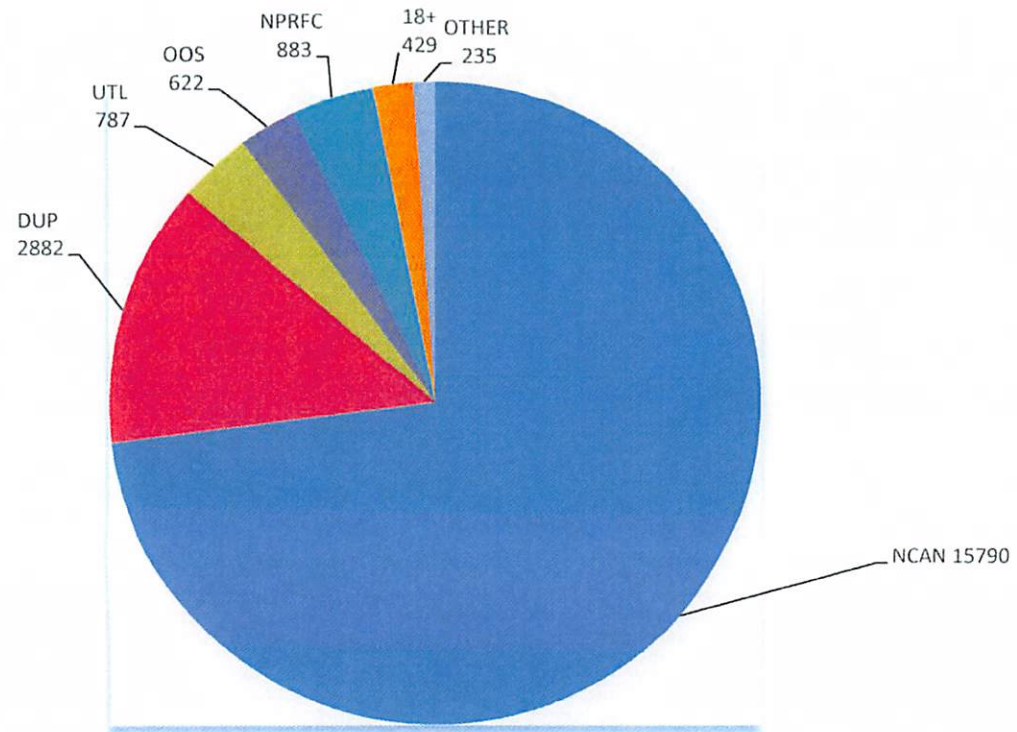
	2020			2021		
	CALLS REC'D	ACCEPTED	FAXES	CONTACTS REC'D	ACCEPTED	FAXES
JAN	6167	3391	1684	4811	2646	1364
FEB	5962	3282	1754	4224	2412	1153
MARCH	5036	2770	1278	5822	3124	1708
APRIL	3191	1761	583	6119	3423	2044
MAY	3619	2142	765	5711	3283	1681
JUNE	4052	2346	827	4536	2552	948
JULY	4493	2649	893	4490	2443	829
AUGUST	4468	2524	910	5139	2407	1206
SEPT	5513	3097	1492	5959	3318	1912
OCT	5710	3084	1715	5965	3379	2099
NOV	4685	2572	1396	5431	3063	1856
DEC	4670	2593	1266	4878	2741	1547
<b>TOTAL</b>	<b>57566</b>	<b>32211</b>	<b>14563</b>	<b>63085</b>	<b>34791</b>	<b>18347</b>



## DOCUMENTED TYPES 2021

DATE	NCAN	DUP	UTL	OOS	NPRFC	18+	OTHER	TOTAL
JANUARY	1240	206	65	51	62	30	23	1677
FEBRUARY	1049	175	46	41	59	20	12	1402
MARCH	1588	299	61	64	78	42	9	2141
APRIL	1684	233	68	46	96	45	30	2202
MAY	1368	259	69	45	80	37	23	1881
JUNE	886	177	83	66	69	29	16	1326
JULY	869	218	92	77	48	55	36	1395
AUGUST	1173	268	81	50	74	30	23	1699
SEPTEMBER	1622	283	59	42	72	34	22	2134
OCTOBER	1624	279	62	44	87	46	20	2162
NOVEMBER	1422	275	49	45	77	29	21	1918
DECEMBER	1265	210	52	51	81	32	19	1710
<b>TOTAL</b>	<b>15790</b>	<b>2882</b>	<b>787</b>	<b>622</b>	<b>883</b>	<b>429</b>	<b>254</b>	<b>21647</b>

## 2021 Documented Reports



**NCAN - NOT CHILD ABUSE OR NEGLECT**

**DUP - DUPLICATE REFERRAL**

**UTL - UNABLE TO LOCATE**

**OOS - OUT OF STATE**

**NPRFC - NOT PERSON RESPONSIBLE FOR CHILD**

**OTHER - Calls that do not fall into above categories.**

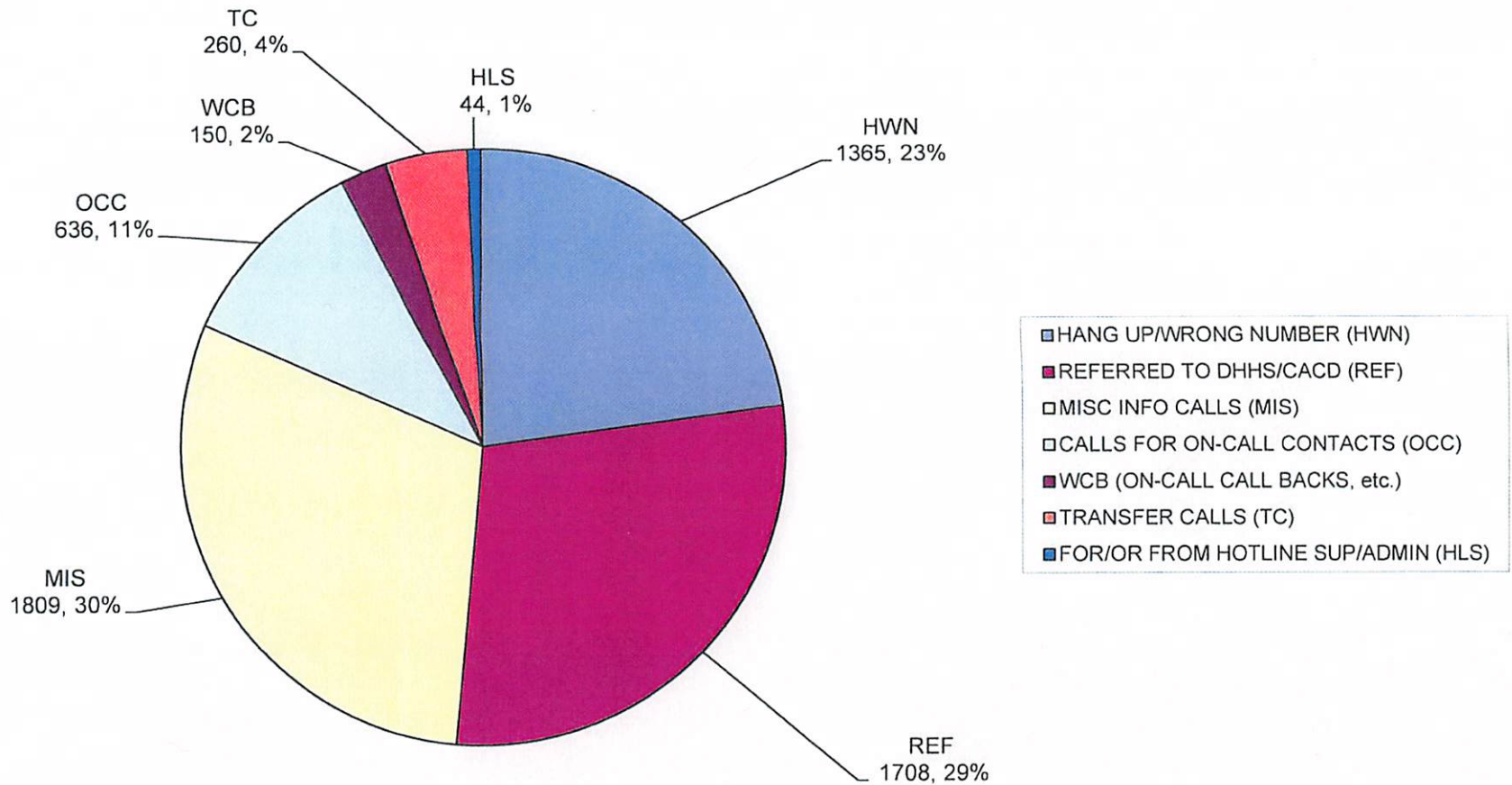


**MISC CALLS BY CATEGORY - ANNUAL 2021**

	JAN	FEB	MAR	APRIL	MAY	JUNE	JULY	AUG	SEPT	OCT	NOV	DEC	Totals
HANG UP/WRONG NUMBER (HWN)	102	89	127	114	135	154	129	124	117	76	113	85	1365
REFERRED TO DHHS/CACD (REF)	146	105	156	118	144	196	228	170	130	105	95	115	1708
MISC INFO CALLS (MIS)	137	124	158	155	166	186	162	181	149	128	130	133	1809
CALLS FOR ON-CALL CONTACTS (OCC)	45	51	57	59	60	54	65	60	51	43	52	39	636
WCB (ON-CALL CALL BACKS, etc.)	22	10	10	16	9	15	17	11	11	10	12	7	150
TRANSFER CALLS (TC)	20	21	23	17	22	26	23	31	17	22	20	18	260
FOR/OR FROM HOTLINE SUP/ADMIN (HLS)	3	5	3	2	4	3	4	5	4	4	5	2	44
<b>TOTAL OTHER CALLS</b>	<b>475</b>	<b>405</b>	<b>534</b>	<b>481</b>	<b>540</b>	<b>634</b>	<b>628</b>	<b>582</b>	<b>479</b>	<b>388</b>	<b>427</b>	<b>399</b>	<b>5972</b>

## Miscellaneous Other Calls Received By Category

(These are calls received on the 1- 800 line that did not result in an accepted, screened out, or DR referral)





## MEMORANDUM



**TO:** Major Jeffrey L. Drew, Division Commander

**FROM:** Dan Mack, Hotline Administrator

**RE:** 2021 Annual Hotline Statistics

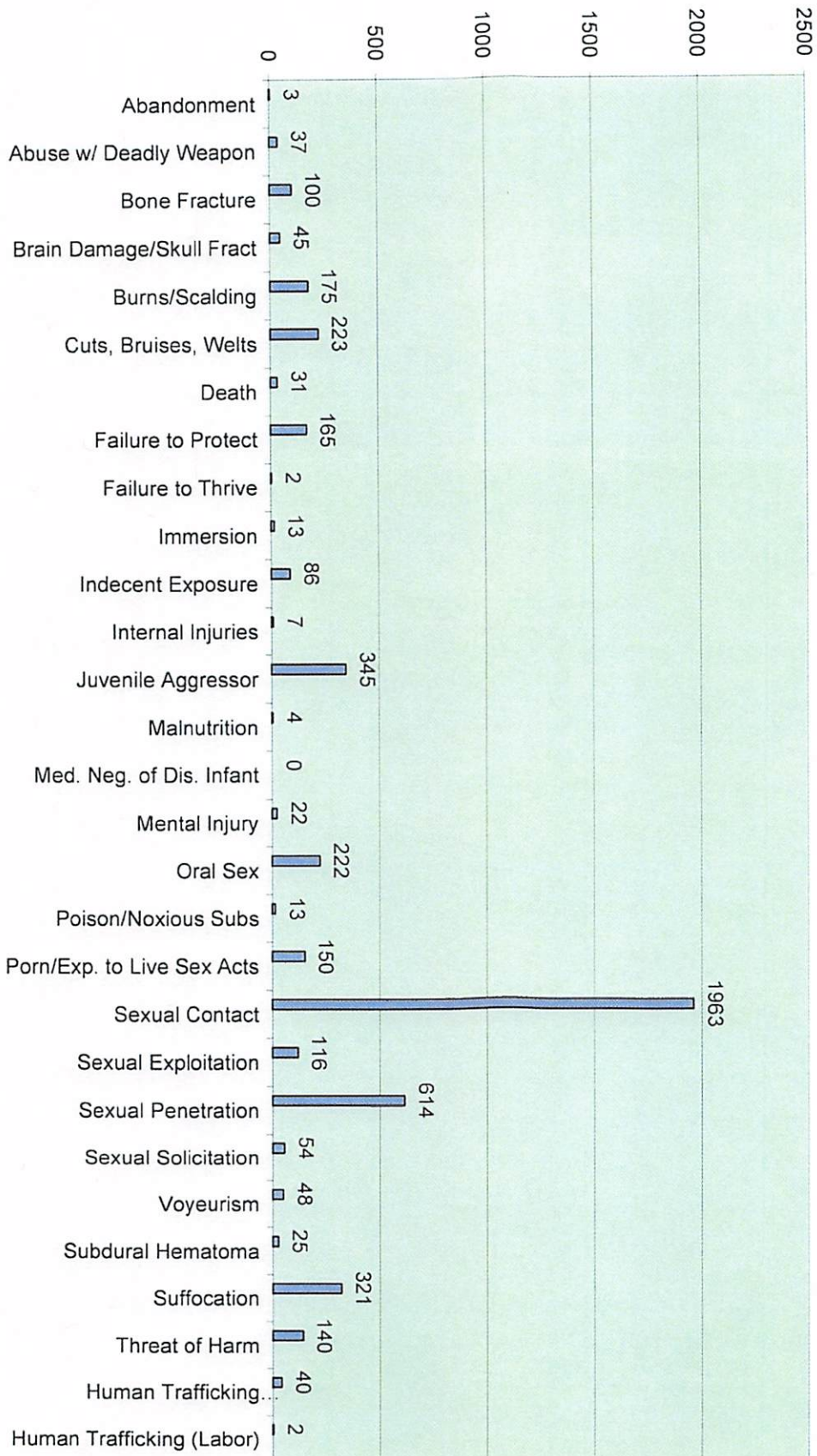
**DATE:** January 4, 2022

Attached you will find the CACD Child Abuse Hotline Referral Statistics Report for 2021. There was a total of 6,522 Child Abuse Hotline Referrals which contained 10,560 maltreatment allegations - 4,966 priority one allegations and 5,594 priority two allegations.

# CACD CHILD ABUSE HOTLINE REFERRAL ANNUAL STATISTICS FOR 2021

PRTY 1 ALLEGATIONS	PRTY 1 ALLEGATIONS												Totals	
	JAN	FEB	MAR	APRIL	MAY	JUNE	JULY	AUG	SEPT	OCT	NOV	DEC		
Abandonment	0	0	0	0	1	0	0	0	0	0	0	0	0	3
Abuse w/ Deadly Weapon	3	4	3	3	1	5	1	4	3	5	3	3	3	37
Bone Fracture	10	10	1	7	9	11	10	6	8	11	11	6	6	100
Brain Damage/Skull Fract	2	2	3	3	4	6	2	7	5	3	6	2	2	45
Burns/Scalding	18	13	12	19	11	11	13	11	21	17	13	16	16	175
Cuts, Bruises, Welts	17	12	20	25	22	12	15	20	22	19	18	21	21	223
Death	2	3	2	0	4	2	3	6	1	0	2	6	6	31
Failure to Protect	9	5	12	24	18	14	9	13	9	16	18	18	18	165
Failure to Thrive	0	0	0	2	0	0	0	0	0	0	0	0	0	2
Immersion	0	1	1	2	2	1	0	1	1	1	1	1	1	13
Indecent Exposure	3	5	3	12	7	6	9	7	8	7	11	8	8	86
Internal Injuries	0	1	0	1	0	0	1	1	2	1	0	0	0	7
Juvenile Aggressor	22	14	28	24	28	24	27	35	30	39	37	37	37	345
Malnutrition	1	0	1	0	0	0	1	0	0	1	0	0	0	4
Med. Neg. of Dis. Infant	0	0	0	0	0	0	0	0	0	0	0	0	0	0
Mental Injury	1	3	4	4	0	1	1	2	2	1	1	2	2	22
Oral Sex	18	11	19	24	16	14	20	24	19	17	18	22	22	222
Poison/Noxious Subs	2	0	1	0	1	2	1	1	0	2	2	1	1	13
Porn/Exp. to Live Sex Acts	12	6	7	26	15	12	7	15	9	19	11	11	11	150
Sexual Contact	144	100	155	209	188	144	139	156	182	204	196	146	146	1963
Sexual Exploitation	15	10	7	13	16	10	12	5	8	7	8	5	5	116
Sexual Penetration	48	31	50	64	53	54	57	62	51	50	60	34	34	614
Sexual Solicitation	5	1	4	5	6	3	4	7	6	5	4	4	4	54
Voyeurism	6	2	3	7	2	2	5	1	3	8	8	1	1	48
Subdural Hematoma	0	2	0	2	3	1	3	4	1	5	1	3	3	25
Suffocation	14	28	27	37	30	23	15	26	25	25	31	40	40	321
Threat of Harm	9	11	10	12	13	14	8	9	13	18	13	10	10	140
Human Trafficking (Sexual Abuse)	1	0	5	3	2	9	7	3	2	4	4	0	0	40
Human Trafficking (Labor)	0	0	0	0	0	1	0	1	0	0	0	0	0	2
<b>Total Prty. One Allegations</b>	<b>362</b>	<b>275</b>	<b>378</b>	<b>527</b>	<b>455</b>	<b>378</b>	<b>375</b>	<b>426</b>	<b>433</b>	<b>483</b>	<b>478</b>	<b>396</b>	<b>396</b>	<b>4966</b>

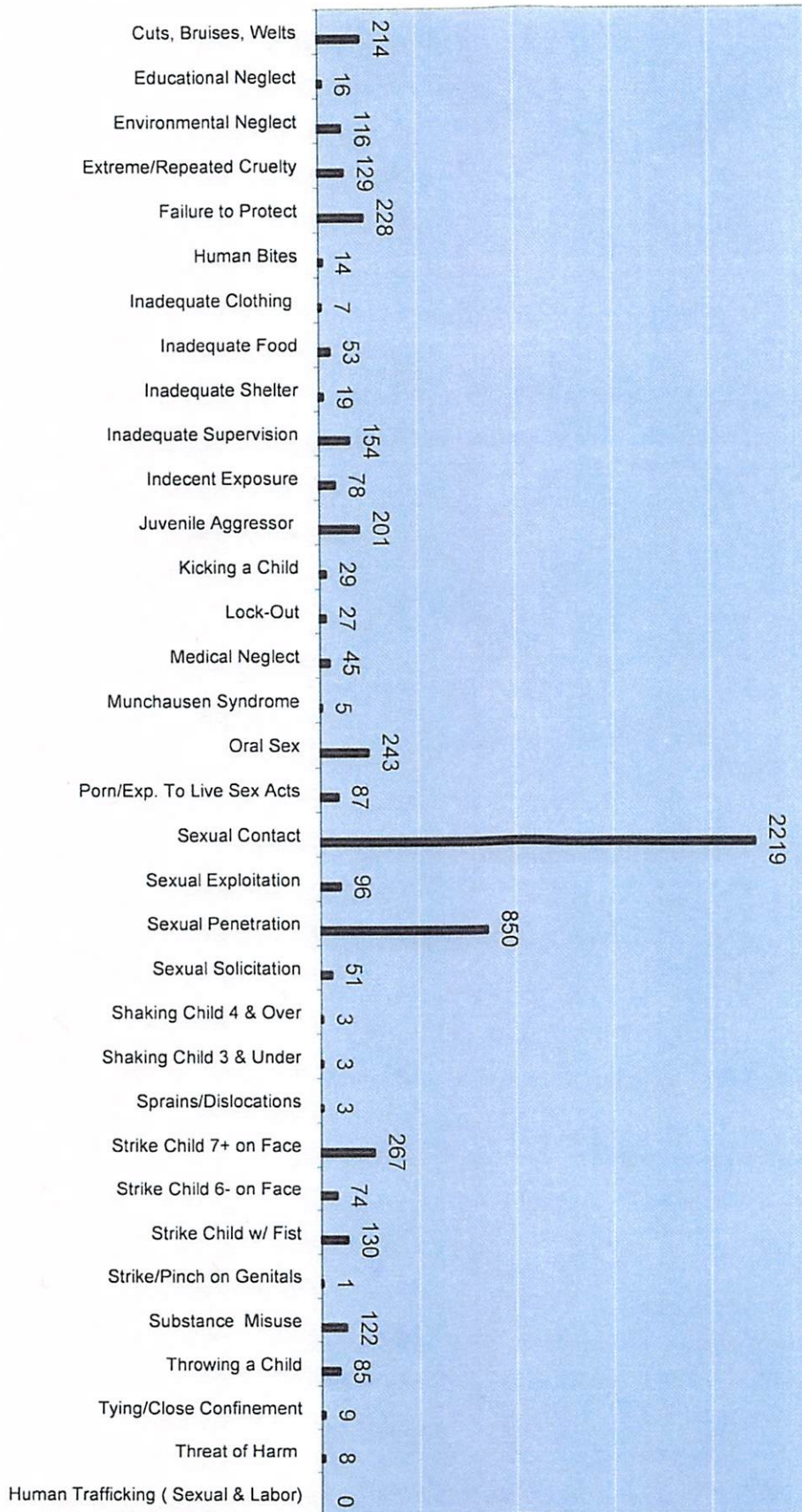
# CACD Allegations Priority One



PRTY 2 ALLEGATIONS													Totals
Cuts, Bruises, Wells	16	17	16	23	17	25	15	14	23	17	13	18	214
Educational Neglect	0	2	2	1	2	2	1	4	1	1	0	0	16
Environmental Neglect	10	7	3	12	8	13	11	13	6	11	11	11	116
Extreme/Repeated Cruelty	16	10	10	16	8	6	11	8	10	16	7	11	129
Failure to Protect	16	17	11	31	28	17	12	23	15	21	11	26	228
Human Bites	0	0	1	2	1	1	1	2	2	1	0	3	14
Inadequate Clothing	1	0	0	0	0	0	2	1	0	1	2	0	7
Inadequate Food	8	5	3	4	6	1	4	2	2	6	7	5	53
Inadequate Shelter	0	3	0	0	1	2	0	2	3	3	2	3	19
Inadequate Supervision	16	11	8	20	20	11	11	16	11	10	10	10	154
Indecent Exposure	8	3	9	9	8	6	9	6	4	5	5	6	78
Juvenile Aggressor	20	15	15	13	20	20	20	18	12	17	18	13	201
Kicking a Child	3	2	0	1	1	3	3	2	8	1	2	3	29
Lock-Out	3	1	1	1	3	1	2	1	5	1	2	2	27
Medical Neglect	1	2	3	9	12	3	2	3	0	4	4	2	45
Munchausen Syndrome	0	0	0	0	1	0	0	1	0	1	0	2	5
Oral Sex	18	19	27	20	19	18	16	24	14	28	21	19	243
Porn/Exp. To Live Sex Acts	5	13	3	3	6	5	7	6	11	4	6	18	87
Sexual Contact	166	132	194	200	176	162	162	200	190	246	191	200	2219
Sexual Exploitation	15	11	5	6	13	3	5	4	10	9	8	7	96
Sexual Penetration	68	56	72	74	72	74	72	73	61	89	68	71	850
Sexual Solicitation	4	0	6	9	3	8	5	2	5	3	2	4	51
Shaking Child 4 & Over	0	0	0	0	0	0	1	0	1	0	0	1	3
Shaking Child 3 & Under	1	0	0	0	0	0	0	0	1	0	1	0	3
Sprains/Dislocations	0	2	0	0	0	0	0	1	0	0	0	0	3
Strike Child 7+ on Face	16	18	19	24	26	27	19	21	23	23	22	29	267
Strike Child 6- on Face	10	6	4	7	8	8	4	5	6	4	9	3	74
Strike Child w/ Fist	7	11	9	12	13	13	10	13	12	7	10	13	130
Strike/Pinch on Genitals	1	3	2	0	0	0	1	0	1	0	1	0	1
Substance Misuse	14	7	7	10	11	6	12	12	10	18	8	7	122
Throwing a Child	7	1	7	10	10	12	9	2	5	4	9	9	85
Tying/Close Confinement	1	1	0	0	0	1	2	0	2	1	0	1	9
Threat of Harm	0	0	0	0	0	0	0	0	4	3	1	0	8
Human Trafficking (Sexual & Labor)	0	0	0	0	0	0	0	0	0	0	0	0	0
<b>Total Prty. Two Allegations</b>	<b>451</b>	<b>375</b>	<b>437</b>	<b>517</b>	<b>493</b>	<b>448</b>	<b>429</b>	<b>479</b>	<b>458</b>	<b>559</b>	<b>451</b>	<b>497</b>	<b>5594</b>
<b>Total All CACD Allegations</b>	<b>813</b>	<b>650</b>	<b>815</b>	<b>1044</b>	<b>948</b>	<b>826</b>	<b>804</b>	<b>905</b>	<b>891</b>	<b>1042</b>	<b>929</b>	<b>893</b>	<b>10560</b>

Total CACD Child Abuse Hotline Referrals	505	394	536	631	579	497	489	554	568	662	586	521	6522
--	-----	-----	-----	-----	-----	-----	-----	-----	-----	-----	-----	-----	------

# CACD Allegations Priority Two





## ***SECTION II***

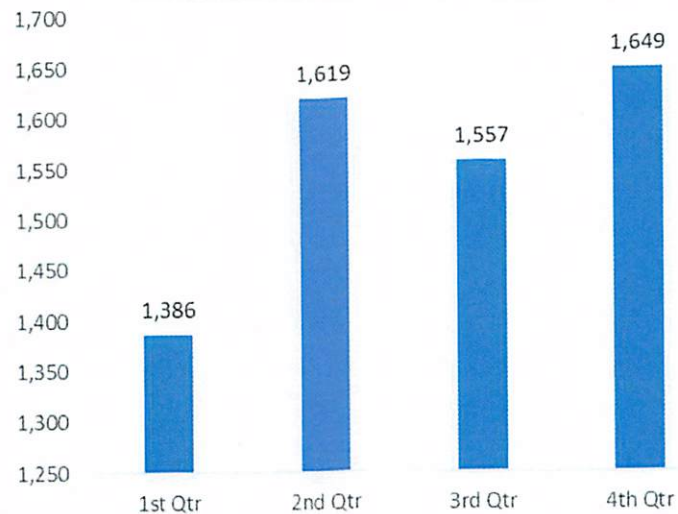
### **Crimes Against Children Division**

#### **INVESTIGATIONS**

#### **ANNUAL REPORT 2021**

The referrals accepted by the Hotline are divided into categories for investigation, pursuant to an agreement with DHS. This resulted in 6,211 referrals being investigated by the Investigation Unit of CACD in 2021. Each referral may contain multiple allegations.

### Number of Investigations Assigned



### Total Priority 1 Allegations by type for 2021

- Abandonment - 3
- Abuse w/a Deadly Weapon - 37
- Bone Fracture - 100
- Brain Damage/Skull Fracture - 45
- Burns/Scalding - 175
- Cuts, Bruises, Welts - 223
- Death - 31
- Failure to Protect - 165
- Failure to Thrive - 2
- Immersion - 13
- Indecent Exposure - 86
- Internal Injuries - 7
- Juvenile Aggressor - 345
- Malnutrition - 4
- Medical Neglect of Disabled Infant - 0
- Mental Injury - 22
- Oral Sex - 222
- Poison/Noxious Substance - 13
- Pornography/Exposure to Live Sex Acts - 150
- Sexual Contact - 1963
- Sexual Exploitation - 116
- Sexual Penetration - 614
- Sexual Solicitation - 54
- Voyeurism - 48
- Subdural Hematoma - 25
- Suffocation - 321
- Threat of Harm - 140
- Human Trafficking (Sexual Abuse) - 40
- Human Trafficking (Labor) - 2

**Of the total number of Priority 1 allegations, 3,638 (73%) involved sexual related offenses.**

**CACD investigators closed 6,177 referrals in 2021. Of the closed referrals, 2,026 (33%) were found to be 'true'.**

**The investigative determination of 'true' means there was a preponderance of evidence that indicated the allegation(s) was true. An 'unsubstantiated' finding means the evidence was insufficient to support the allegation(s). Investigations closed with a determination of 'true' were reported to the appropriate prosecuting attorney.**