

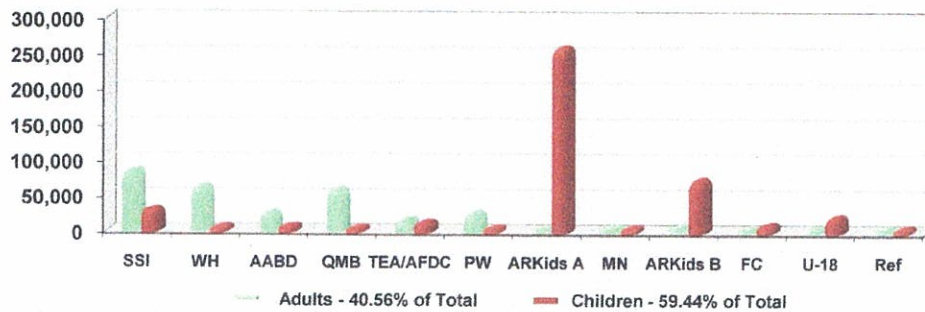
EXHIBIT C

MEDICAID QUARTERLY REPORT MEDICAID ELIGIBLES AND RECIPIENTS FOURTH QUARTER - SFY 2011

Eligibles and Recipients by Month

	SFY11		Recipients as	SFY10		Recipients as
	Eligibles	Recipients	% of Eligibles	Eligibles	Recipients	% of Eligibles
Apr	668,943	368,447	55.08%	658,090	385,770	58.62%
May	668,388	366,141	54.78%	656,916	364,014	55.41%
Jun	669,597	387,010	57.80%	654,713	345,713	52.80%

Average Number of Eligibles per Month (4th Quarter SFY11) by Aid Category, Adults and Children (including ARKids First and CHIP)



Eligibles (Adults and Children) by Aid Category

(Average for April, May, June 2011)

		Adults	Children	All
SSI	Supplemental Security Income	83,076	28,684	111,760
WH	Women's Health Waiver	60,683	1,240	61,923
AABD	Aid to the Aged, Blind and Disabled	24,310	3,471	27,781
QMB	Qualified Medicare Beneficiary	57,241	24	57,266
TEA/AFDC	Transitional Employment Assistance	14,787	10,681	25,468
PW	Pregnant Women	24,310	0	24,310
ARKids A	Low-Income Children	0	256,678	256,678
MN	Medically Needy	2,661	281	2,942
ARKids B	ARKids First Waiver	4,340	71,220	75,560
FC	Foster Care	281	6,938	7,218
U-18	Under Age 18	4	19,026	19,030
Ref	Refugee	2	0	2
Total Average Eligibles - 4th Qtr SFY 2011:		271,695	398,243	669,938
Total Average Eligibles - 4th Qtr SFY 2010:		263,860	392,713	656,573
Percentage of Increase from SFY 2010 to SFY 2011:		2.97%	1.41%	2.04%

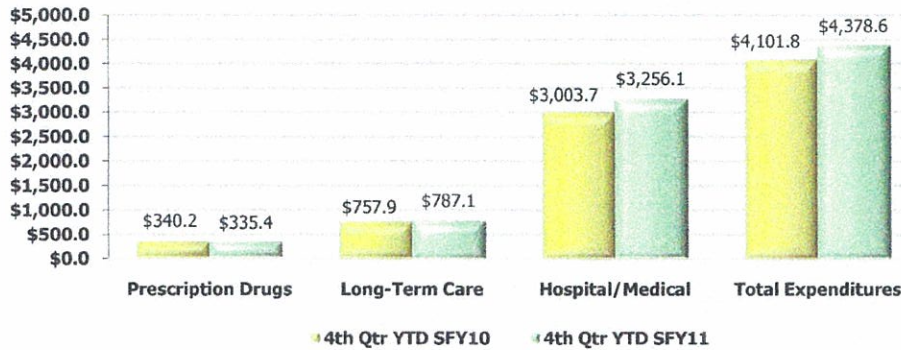
Explanation of Monthly Recipient Counts: Recipient counts include individuals who actually received services. Individuals for whom there was a managed care fee claim as part of the Primary Care Provider Program (Connect Care), but for whom there was no actual medical service, are not counted.

Sources: ACES Report IM-2414, OnDemand HMGR325J

MEDICAID QUARTERLY REPORT MEDICAID ELIGIBLES AND RECIPIENTS FOURTH QUARTER - SFY 2011

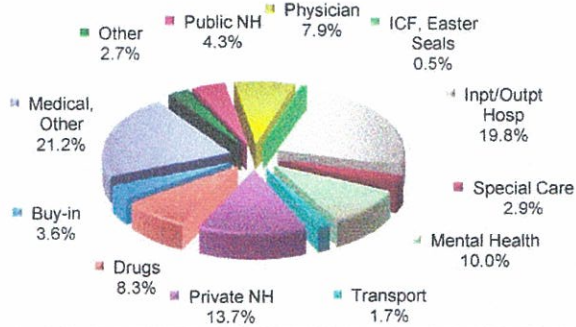
Expenditure Comparison by Appropriation

(Expressed in millions)

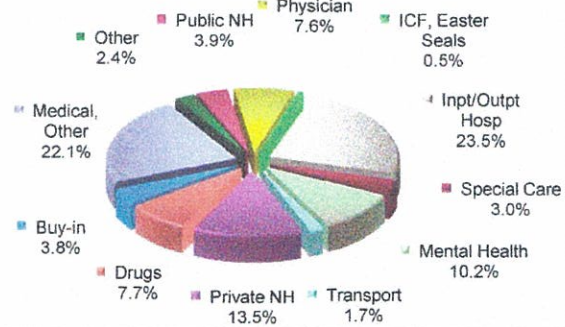


YTD Amounts	Hospital/ Medical	Drugs	Long Term Care	ARKids First	Medical Expansion	TOTAL
% of Budget Spent	97.85%	97.48%	96.64%	97.93%	94.74%	97.57%
Growth Over SFY10	8.12%	-1.65%	3.86%	5.99%	32.82%	6.75%

Total Medicaid Expenditures SFY 2010



Total Medicaid Expenditures Q4 YTD SFY 2011



Actual Trust Fund Usage SFY10:	\$0
Actual Trust Fund Usage this Quarter:	\$0
Actual Trust Fund Usage Year-to-Date SFY11:	\$0
SFY11 Projected Trust Fund Usage per 7/1 Operating Budget:	\$147,136,702
SFY11 Revised Projected Trust Fund Usage due to Stimulus:	\$13,050,146

Source: DHS, DAS, Quarterly Payout Reports

**MEDICAID POLICY CHANGES
APRIL – JUNE 2011**

Effective Date

Description of Policy Change

5-1-11

All Medicaid manuals were updated to require the following collection and dissemination of enrollment information from dental providers: whether or not they will be accepting new Medicaid or CHIP patients, whether or not they are equipped to handle special needs, and accepted age ranges for patients. CHIP legislation requires the posting of this information.

**MEDICAID ELIGIBILITY CHANGES
APRIL - JUNE 2011**

<u>Effective Date</u>	<u>Description of Eligibility Change</u>
04-01-11	MS 11-07, Appendix F and Appendix R. Federal Poverty Levels increased for 2011. Transfer of Assets Divisor increased from \$4514 to \$4657.
05-16-11	MS 11-08, Estate Recovery. The estate value was changed from \$50,000.00 to \$100,000.00.
06-13-11	MS 11-13, Disregard of Federal Income Tax and/or Advance Payments. Federal income taxes and/or advance payments are disregarded as income in the month of receipt and as a resource for 12 months following receipt.