



## Division of Medical Services

P.O. Box 1437, Slot S-401 · Little Rock, AR 72203-1437  
501-682-8292 · Fax: 501-682-1197 · TDD: 501-682-6789



May 4, 2012

The Honorable Percy Malone, Senate Chairman  
The Honorable Linda S. Tyler, House Chairman  
Public Health, Welfare, and Labor Committee  
State Capitol Building, Room 433  
Little Rock, AR 72201

Dear Senator Malone and Representative Tyler:

Submitted herewith is the Medicaid Report for the 3rd quarter of SFY 2012 as required by A.C.A. Section 20-77-111. This report presents Medicaid data for the quarter January 1, 2012, through March 31, 2012.

If you have any questions regarding utilization and expenditure data, please contact Sharon Jordan, Chief Program Administrator, at 682-8489.

Sincerely,

A handwritten signature in cursive script that reads "Andrew Allison".

Andrew Allison, PhD  
Director

AA/TC

Attachment

cc: Keith Gober, Analyst, Bureau of Legislative Research  
Phil Price, Legislative Analyst, Bureau of Legislative Research  
Joyce Dees, Office of the Governor



## Division of Medical Services

P.O. Box 1437, Slot S-401 · Little Rock, AR 72203-1437  
501-682-8292 · Fax: 501-682-1197 · TDD: 501-682-6789



May 4, 2012

The Honorable Mary Anne Salmon, Co-Chairman  
The Honorable Tommy Lee Baker, Co-Chairman  
Arkansas Legislative Council  
State Capitol Building, Room 315  
Little Rock, AR 72201

Dear Senator Salmon and Representative Baker:

Submitted herewith is the Medicaid Report for the 3rd quarter of SFY 2012 as required by A.C.A. Section 20-77-111. This report presents Medicaid data for the quarter January 1, 2012, through March 31, 2012.

If you have any questions regarding utilization and expenditure data, please contact Sharon Jordan, Chief Program Administrator, at 682-8489.

Sincerely,

A handwritten signature in cursive script that reads "Andrew Allison".

Andrew Allison, PhD  
Director

AA/TC

Attachment

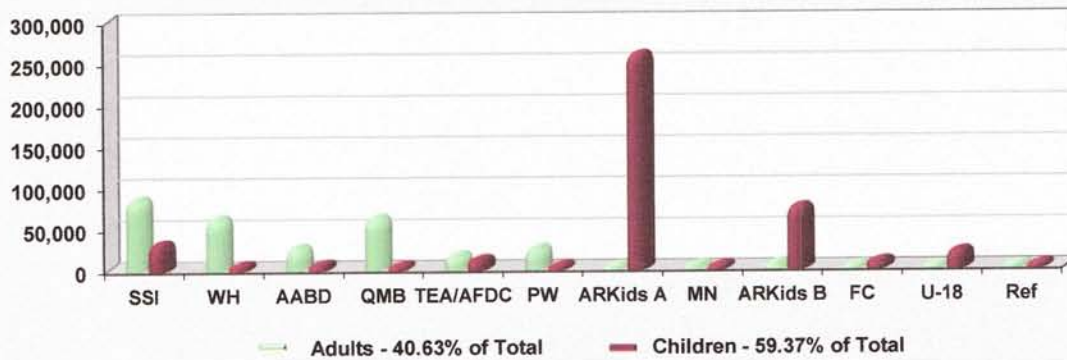
cc: Keith Gober, Analyst, Bureau of Legislative Research  
Phil Price, Legislative Analyst, Bureau of Legislative Research  
Joyce Dees, Office of the Governor

# MEDICAID QUARTERLY REPORT MEDICAID ELIGIBLES AND RECIPIENTS THIRD QUARTER - SFY 2012

## Eligibles and Recipients by Month

|     | SFY12     |            | Recipients as  | SFY11     |            | Recipients as  |
|-----|-----------|------------|----------------|-----------|------------|----------------|
|     | Eligibles | Recipients | % of Eligibles | Eligibles | Recipients | % of Eligibles |
| Jan | 676,593   | 350,173    | 51.76%         | 665,578   | 365,574    | 54.93%         |
| Feb | 676,515   | 382,789    | 56.58%         | 666,811   | 366,120    | 54.91%         |
| Mar | 677,856   | 425,511    | 62.77%         | 671,205   | 403,286    | 60.08%         |

## Average Number of Eligibles per Month by Aid Category, Adults and Children (including ARKids First and CHIP)



## Eligibles (Adults and Children) by Aid Category

(Average for January, February, March 2012)

|  |                                     | Adults         | Children       | All            |
|--|-------------------------------------|----------------|----------------|----------------|
| SSI  | Supplemental Security Income        | 83,785         | 29,799         | 113,584        |
| WH   | Women's Health Waiver               | 60,150         | 1,222          | 61,372         |
| AABD   | Aid to the Aged, Blind and Disabled | 24,661         | 3,718          | 28,379         |
| QMB  | Qualified Medicare Beneficiary      | 60,439         | 26             | 60,465         |
| TEA/AFDC   | Transitional Employment Assistance  | 15,043         | 10,201         | 25,244         |
| PW   | Pregnant Women                      | 23,828         | 0              | 23,828         |
| ARKids A   | Low-Income Children                 | 0              | 257,738        | 257,738        |
| MN   | Medically Needy                     | 2,593          | 227            | 2,819          |
| ARKids B   | ARKids First Waiver                 | 4,313          | 73,074         | 77,387         |
| FC   | Foster Care                         | 247            | 6,910          | 7,157          |
| U-18   | Under Age 18                        | 5              | 19,006         | 19,011         |
| Ref  | Refugee                             | 4              | 1              | 5              |
| <b>Total Average Eligibles - 3rd Qtr SFY 2012:</b>       |                                     | <b>275,067</b> | <b>401,921</b> | <b>676,988</b> |
| <b>Total Average Eligibles - 3rd Qtr SFY 2011:</b>       |                                     | <b>270,793</b> | <b>396,919</b> | <b>667,712</b> |
| <b>Percentage of Increase from SFY 2011 to SFY 2012:</b> |                                     | <b>1.58%</b>   | <b>1.26%</b>   | <b>1.39%</b>   |

**Explanation of Monthly Recipient Counts:** Recipient counts include individuals who actually received services. Individuals for whom there was a managed care fee claim as part of the Primary Care Provider Program (Connect Care), but for whom there was no actual medical service, are not counted.

Sources: ACES Report IM-2414, OnDemand HMGR325J

# MEDICAID QUARTERLY REPORT

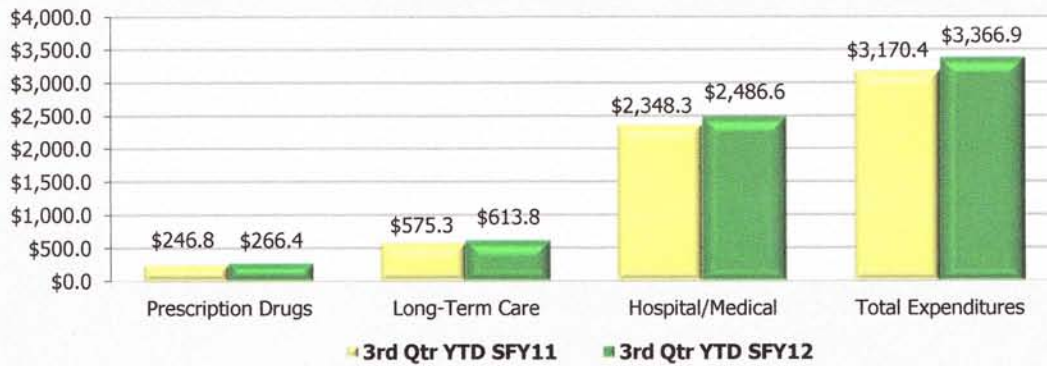
## MEDICAID PROGRAM EXPENDITURE DATA - VENDOR PAYMENTS

### THIRD QUARTER - SFY 2012

#### Expenditure Comparison by Appropriation

(Expressed in millions)

Note: Expenditure Comparison by Appropriation based on 39 weeks for both SFY 2011 and SFY 2012.



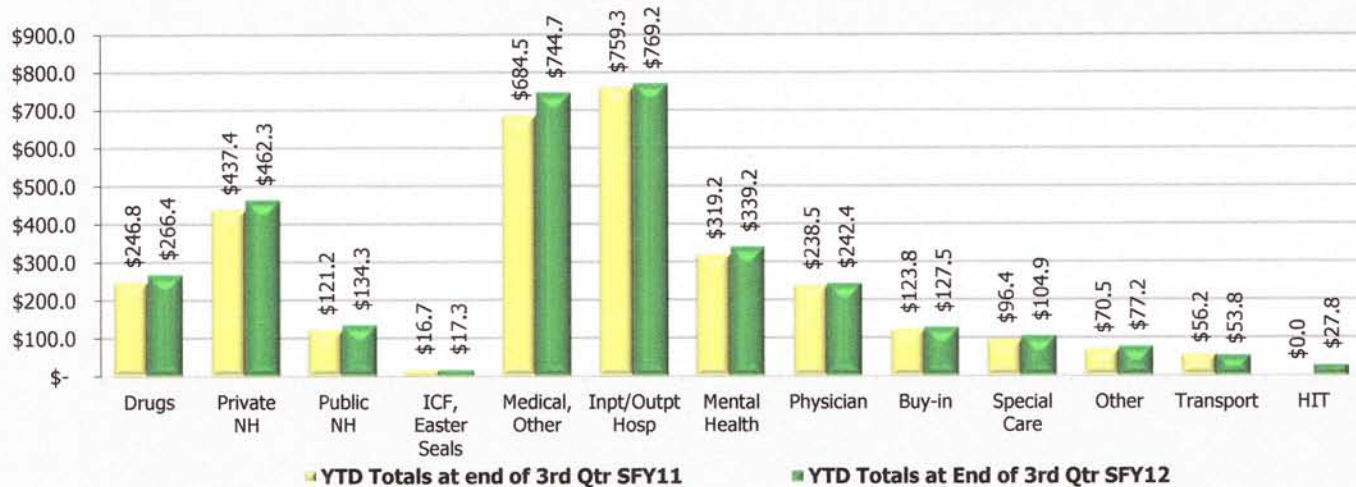
#### YTD Amounts

|                          | Hospital/<br>Medical | Drugs  | Long Term<br>Care | ARKids First | Medical<br>Expansion | TOTAL   |
|--------------------------|----------------------|--------|-------------------|--------------|----------------------|---------|
| <b>% of Budget Spent</b> | 100.30%              | 99.70% | 99.70%            | 101.50%      | 95.30%               | 100.10% |
| <b>Growth Over SFY11</b> | 5.50%                | 7.60%  | 6.70%             | 10.00%       | 23.20%               | 6.20%   |

#### Total Medicaid Expenditures by Category

(Expressed in millions)

Note: Expenditure Comparison based on 39 weeks for both SFY 2011 and SFY 2012.



|   |               |
|---|---------------|
| Actual Trust Fund Usage SFY11:                                      | \$0           |
| Actual Trust Fund Usage this Quarter:                               | \$0           |
| Actual Trust Fund Usage Year-to-Date SFY12:                         | \$0           |
| SFY12 Projected Trust Fund Usage per 7/1 Operating Budget:          | \$237,287,163 |
| SFY12 Revised Projected Trust Fund Usage 12/30/11 Operating Budget: | \$155,060,319 |

Source: DHS, DAS, Quarterly Payout Reports

**MEDICAID POLICY CHANGES**  
**January – March 2012**

| <u>Effective Date</u> | <u>Description of Policy Change</u>  |
|-----------------------|--|
| 1-1-12                | New standards were implemented in electronically conducting certain health care administrative transactions at the heart of daily operations, including claims, remittance, eligibility and claims status requests and responses by using updated 5010 ASC X12 version to comply with the federal mandate.   |
| 1-15-12               | The Rehabilitative Services for Persons with Mental Illness (RSPMI) manual was updated to clarify the retrospective review process and update how providers can obtain information regarding reports from the Quality Improvement Organization (QIO-like), ValueOptions®.  |
| 3-10-12               | The Rehabilitative Services for Persons with Mental Illness (RSPMI) manual was updated to mandate disclosure of all covered health care practitioners who perform services at each enrolled site. This update specifies the data elements that must be disclosed to the Division of Medical Services Program Integrity Unit.   |
| 3-10-12               | The Rehabilitative Services for Persons with Mental Illness (RSPMI) manual was updated to add a modifier to the current procedure code for a Psychiatric Diagnostic Assessment to indicate a Psychiatric Diagnostic Assessment – Continuing Care. It requires that a Psychiatric Diagnostic Assessment – Continuing Care be performed every 12 months during an episode of care. It also changed the name of the current Psychiatric Diagnostic Assessment to Psychiatric Diagnostic Assessment – Initial and can be provided to a beneficiary at the start of an episode of care. |

**MEDICAID ELIGIBILITY CHANGES**  
**January - March 2012**

| <b>Effective Date</b> | <b>Description of Eligibility Change</b>  |
|-----------------------|---|
| 01-01-12              | MS 12-01, 2012 Appendix S (SSI and Quarters of Coverage Charts). Changes are due to the COLA increase for January 1, 2012.  |
| 01-01-12              | MS 12-02, Medicare Savings Resource Limit Increase. The resource limit for the Medicare Savings Program increased January 1, 2012.  |
| 01-05-12              | MS 12-03, Appendix V-Voter Registration. Revised program name from Food Stamps to Supplemental Nutrition Assistance Program. Revised the name of Family Support Specialist to Program Eligibility Specialist. Referenced the link for instructions on how to register to vote with Access Arkansas. Added instructions on registering to vote with SNAP/MSP review. |
| 01-18-12              | MS 12-04, ARKids Self Declaration. Requirements to check WESD screen for consistency with what was reported by the client has been removed from policy.   |
| 02-21-12              | MS 12-05, Breast and Cervical Cancer Medicaid. Revised the enrollment procedures for enrollment in the Breast and Cervical Cancer program.  |
| 03-23-12              | MS 12-06, ARKids Renewal Process. Revised the renewal process for ARKids. Added a new form, DCO-975R, as a replacement notice to be sent to the client when the client reports non-receipt of the original DCO-975.   |