

# EXHIBIT F-2

**Arkansas Health Care Independence Program  
QHP Monthly Payments and Wraparound Costs  
August 31, 2014**

| Enrollees | CSR     | Premium         | Total Premium Plus CSR Cost | Average        |                    | Total Average Cost |
|-----------|---------|-----------------|-----------------------------|----------------|--------------------|--------------------|
|           |         |                 |                             | CSR Per Person | Premium Per Person |                    |
| January   | 58,515  | \$7,873,260.69  | \$20,014,741.27             | \$134.55       | \$342.04           | \$476.60           |
| February  | 69,893  | \$9,379,805.50  | \$24,394,867.70             | \$134.20       | \$349.03           | \$483.23           |
| March     | 80,047  | \$10,739,642.26 | \$28,154,397.93             | \$134.17       | \$351.72           | \$485.89           |
| April     | 101,876 | \$13,829,139.48 | \$36,492,038.30             | \$135.74       | \$358.20           | \$493.95           |
| May       | 127,715 | \$17,206,000.44 | \$45,424,103.81             | \$134.72       | \$355.67           | \$490.39           |
| June      | 137,883 | \$18,574,246.76 | \$48,616,838.85             | \$134.71       | \$352.59           | \$487.31           |
| July      | 148,057 | \$19,962,782.86 | \$52,091,184.63             | \$134.83       | \$351.83           | \$486.66           |
| August    | 160,016 | \$21,545,980.34 | \$56,154,032.15             | \$134.65       | \$350.93           | \$485.58           |

QHP = Qualified Health Plan  
CSR = Cost Sharing Reduction

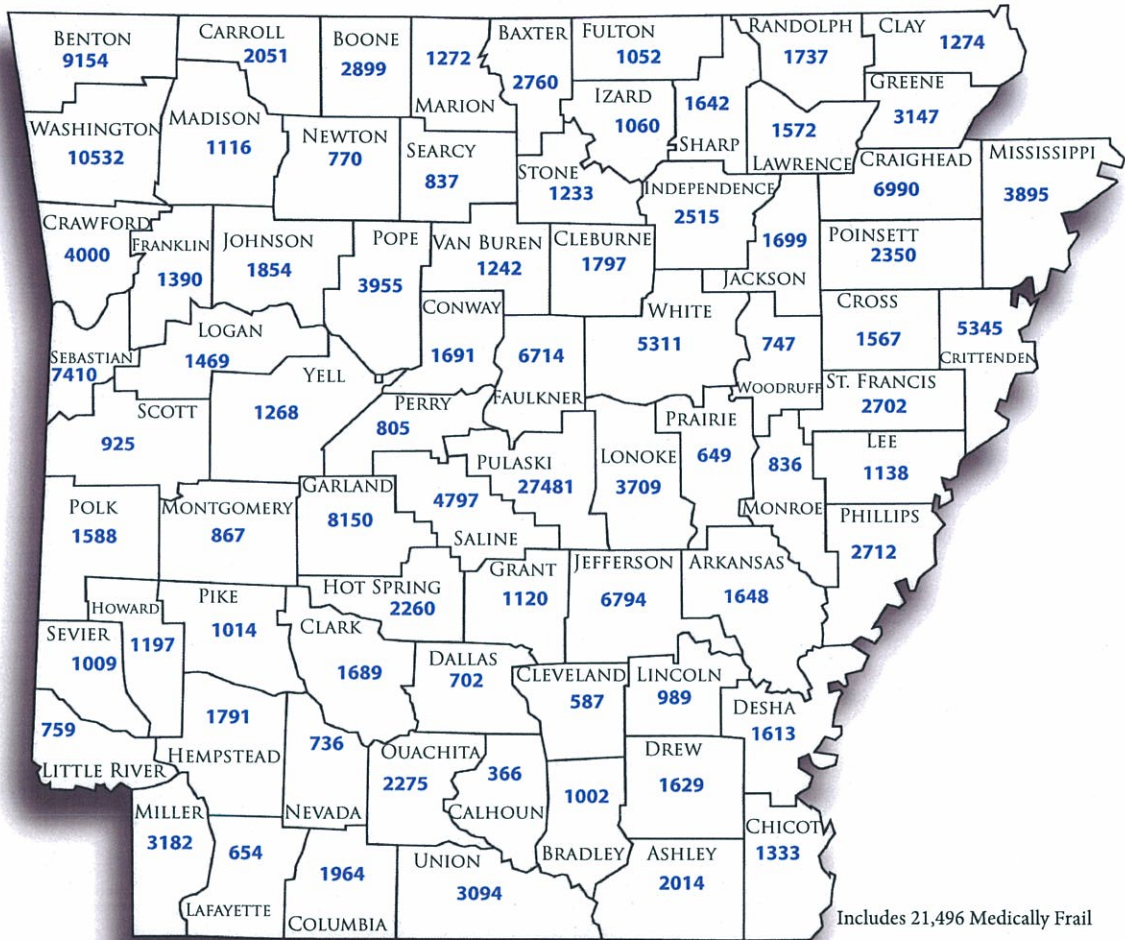
| Month    | Average Wraparound Costs |            |
|----------|--------------------------|------------|
|          | Total Wraparound Costs   | Per Person |
| January  | \$202.35                 | \$0        |
| February | \$361,077.18             | \$5.17     |
| March    | \$433,452.24             | \$5.41     |
| April    | \$457,559.97             | \$4.49     |
| May      | \$581,387.90             | \$4.55     |
| June     | \$727,571.40             | \$5.28     |
| July     | \$708,157.57             | \$4.78     |
| August   | \$756,495.89             | \$4.73     |

Wraparound = Non-Emergency Medical Transportation (NEMT) and Early and Periodic Screening, Diagnosis, and Treatment (EPSDT) for 18 and 19 year old enrollees

# Health Care Independence Program

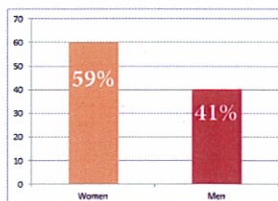
As of August 31, 2014

205,097 Eligibility Approvals

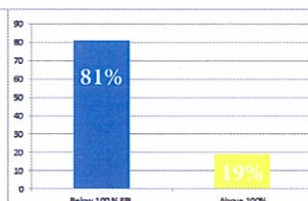


## Demographics

Gender



Federal Poverty Level



Age

