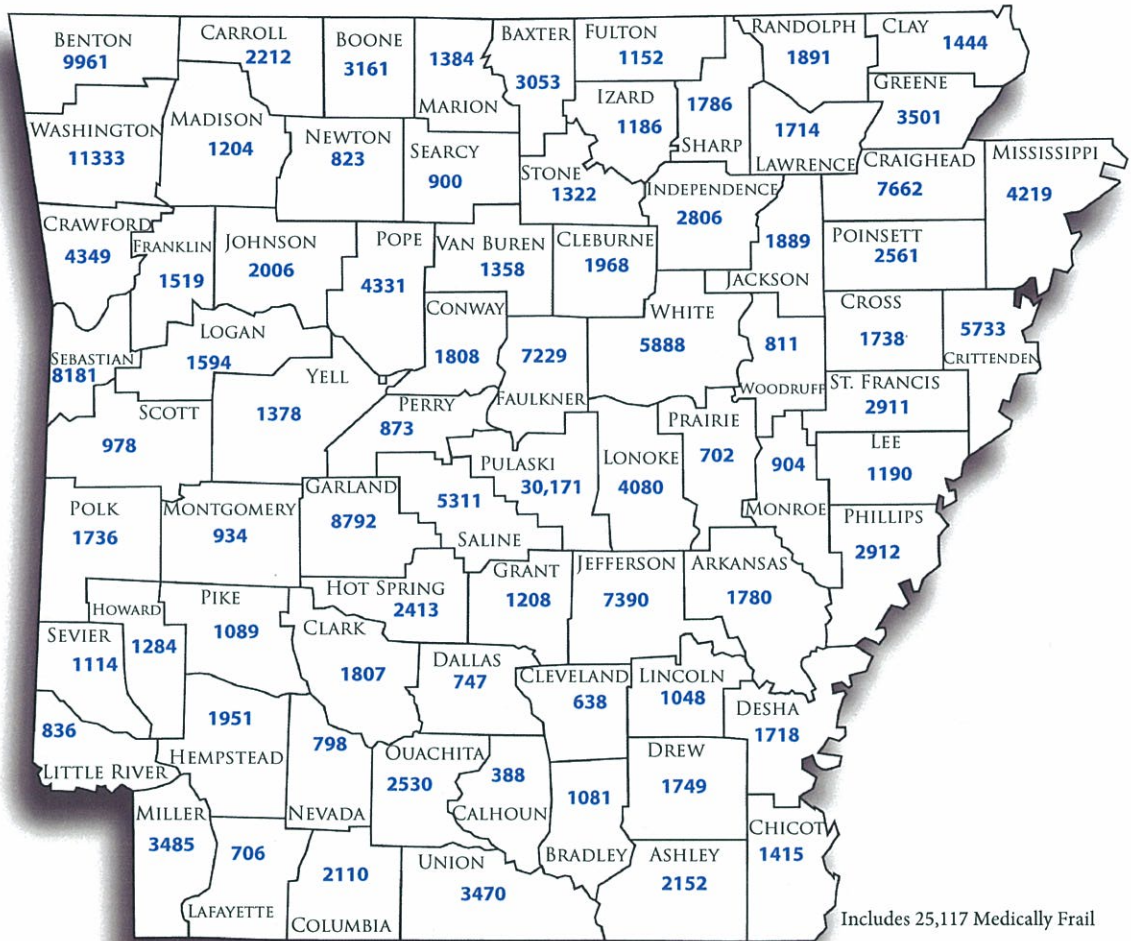


Health Care Independence Program

EXHIBIT G-2

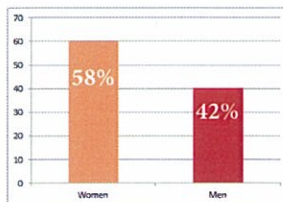
As of November 30, 2014

223,456 Eligibility Approvals

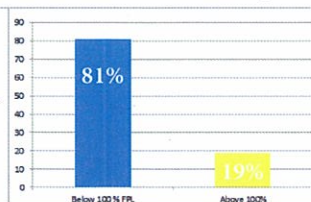


Demographics

Gender



Federal Poverty Level



Age

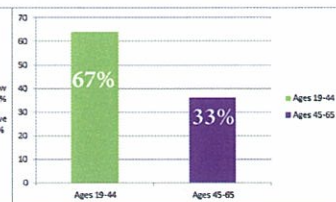


EXHIBIT G-2

Arkansas Health Care Independence Program
QHP Monthly Payments and Wraparound Costs
November 2014

	Enrollees	CSR	Premium	Total Premium Plus CSR Cost	Average		Total	
					CSR	Premium	CSR	Premium
January	58,515	\$7,873,260.69	\$20,014,741.27	\$27,888,001.96	\$134.55	\$342.04	\$476.60	
February	69,893	\$9,379,805.50	\$24,394,867.70	\$33,774,673.20	\$134.20	\$349.03	\$483.23	
March	80,047	\$10,739,642.26	\$28,154,397.93	\$38,894,040.19	\$134.17	\$351.72	\$485.89	
April	101,876	\$13,829,139.48	\$36,492,038.30	\$50,321,177.78	\$135.74	\$358.20	\$493.95	
May	127,715	\$17,206,000.44	\$45,424,103.81	\$62,630,104.25	\$134.72	\$355.67	\$490.39	
June	137,883	\$18,574,246.76	\$48,616,838.85	\$67,191,085.61	\$134.71	\$352.59	\$487.31	
July	148,057	\$19,962,782.86	\$52,091,184.63	\$72,053,967.49	\$134.83	\$351.83	\$486.66	
August	160,013	\$21,545,980.34	\$56,154,032.15	\$77,700,012.49	\$134.65	\$350.93	\$485.59	
September	166,355	\$22,335,424.97	\$58,197,543.07	\$80,532,968.04	\$134.26	\$349.84	\$484.10	
October	173,337	\$23,195,253.72	\$60,458,127.61	\$83,653,381.33	\$133.82	\$348.79	\$482.61	
November	184,344	\$24,466,371.83	\$64,343,694.75	\$88,810,066.58	\$132.72	\$349.04	\$481.76	

QHP = Qualified Health Plan CSR = Cost Sharing Reduction

Month	Total Wraparound Costs	Average Wraparound Costs Per Person
January	\$202.35	\$0
February	\$361,077.18	\$5.17
March	\$433,452.24	\$5.41
April	\$457,559.97	\$4.49
May	\$581,387.90	\$4.55
June	\$727,571.40	\$5.28
July	\$708,157.57	\$4.78
August	\$756,495.89	\$4.73
September	\$815,035.59	\$4.90
October	\$975,675.66	\$5.63
November	\$978,855.38	\$5.31

Wraparound = Non-Emergency Medical Transportation (NEMT) and Early and Periodic Screening, Diagnosis, and Treatment (EPSDT) for 18 and 19 year old enrollees