

In 1981, the Health Department established a separate home health program and started to expand across the state. Dedicated staff provides high quality professional care for thousands of Arkansans needing home care. The Department currently provides Home Health services in 69 counties*. There are also over 140 private Home Health Agencies that operate across the state providing a variety of home health services. Because ADH competes with the private sector, it has always been the practice to have the program sustained by the revenue generated from Medicaid, Medicare and Private Insurance. Unfortunately, the ADH program is experiencing declining revenues, increased costs and a decrease in the number of patients. Our program is no longer sustainable.

ADH will be transitioning our operations to the private sector.

During this transition, a priority is to have home healthcare available in the rural areas of the state.

ADH will assist employees through this transition process and patients will be taken care of.

Staffing

503 Current filled state classified positions:

317 Nursing staff positions
(RNs 259; LPNs 35; Nursing Aids 10; Nursing Directors, Coordinators, Managers 13)

127 Clerical field support positions

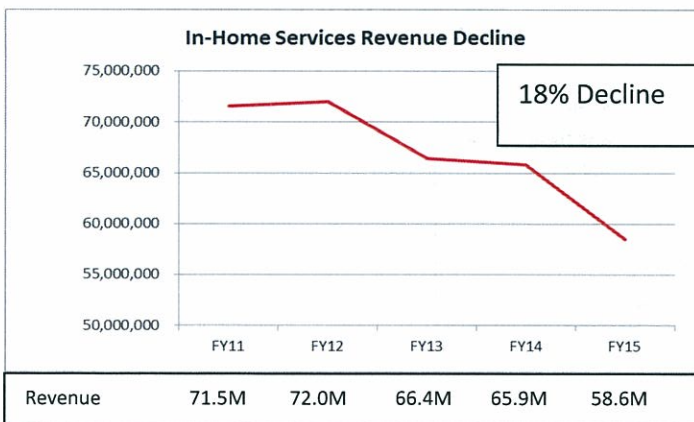
42 Administrative positions
(Director, Fiscal, IT, Purchasing, Administrative Specialists)

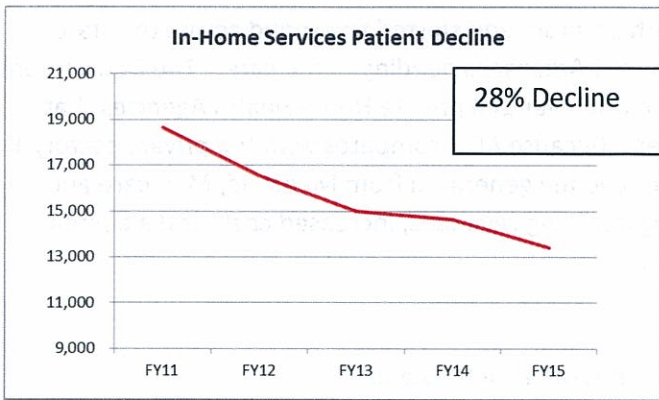
17 Social Services Personnel
(Licensed social workers, social service worker, etc)

1807 Contract Home Health Aides (another 93 Contractors- such as Speech Pathologists, Physical Therapists not included)

Trends

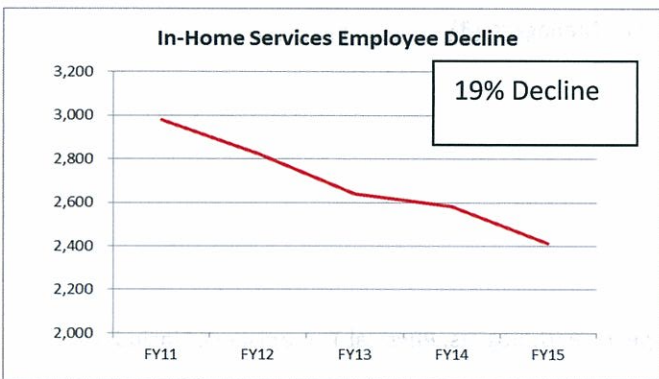
Revenues have been declining steadily over the last five years. The Medicare reimbursement rates for home care services were decreased by nearly 10% between 2001-2013. Also ADH has experienced a decrease in the number of patients that impacts revenues as well.



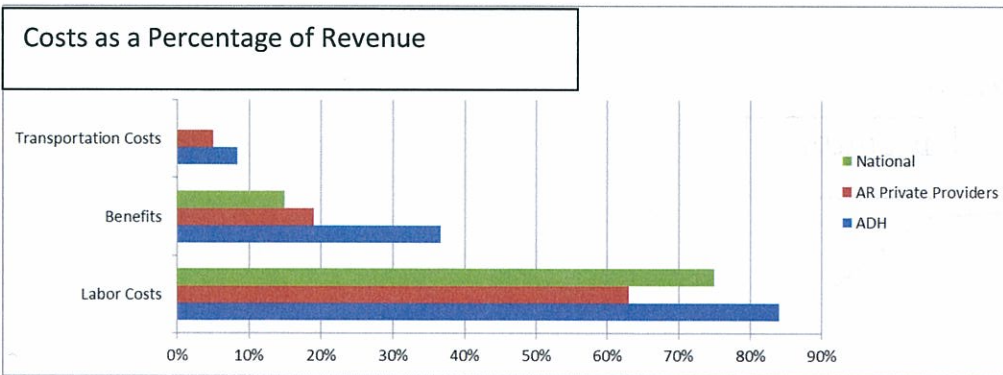


	FY11	FY12	FY13	FY14	FY15
Patients	18,649	16,569	14,995	14,657	13,399

- Without the Mother Infant Program



	FY11	FY12	FY13	FY14	FY15
Contract Aides	2,308	2,237	2,057	2,053	1,900
Full-time Employees	670	587	582	530	511
Total Employees	2,978	2,824	2,639	2,583	2,411



	Costs as Percentage of Revenue		
	Labor Costs	Benefits	Transportation Costs
ADH	84%	37%	8%
AR Private Providers	63%	19%	5%
National	75%	15%	8%



Program Definitions

Personal Care and ElderChoices

Patients (elderly and disabled) received physician ordered assistance with activities of daily living such as bathing, grooming, assistance with clothing, meals and diet including meal preparation, assisting with bladder and bowel requirements, and assistance with household chores that are related to medical needs. Care is provided by a trained aide and supervised by a registered nurse.

Home Health

Physician ordered skilled nursing, therapy (physical, speech, or occupational), and home health aide services provided to patients recovering from serious injury or illness (heart attack, cancer, surgery, diabetes, chemotherapy, or other unstable medical conditions). Services covered by Medicare, Medicaid, VA, and private insurance.

Hospice

Physician ordered services for patients suffering a terminal illness. Services include skilled nursing, social services, home health aides, volunteers, medication and equipment, grief support, and spiritual help. Care can be provided in both the patient's home or in a nursing home. The program helps patients and families get through the changes and adjustments of a terminal disease.

Maternal and Infant Home Visiting

The MIP program is a short-stay maternity program that combines a brief hospital stay with skilled home nursing visits. The program provides evaluation prior to the birth of the baby and follow up visits after the baby comes home. The program can assist women having problem pregnancies such as preeclampsia or high blood pressure. The program is designed to get the new mother and baby off to a healthy start. This program will not be transitioned to the private sector.

*Counties that are not served by ADH for Personal Care, ElderChoices and Home Health: Benton, Washington, Crawford, Madison, Franklin and Sebastian

For Hospice: In 47 counties: Baxter, Bradley, Calhoun, Clark, Cleburne, Columbia, Conway, Crittenden, Cross, Faulkner, Garland, Hempstead, Hot Spring, Howard, Independence, Izard, Johnson, Lafayette, Lee, Little River, Logan, Marion, Miller, Mississippi, Monroe, Montgomery, Nevada, Ouachita, Perry, Phillips, Pike, Pope, St Francis, Saline, Scott, Searcy, Sevier, Stone, Union, Van Buren, White, Woodruff, Yell



