



**ARKANSAS STATE POLICE
CRIMES AGAINST CHILDREN DIVISION**

**ANNUAL REPORT
2018**

The Crimes Against Children Division operates with one (1) Major, one (1) Investigations Administrator, one (1) Admin Specialist III, three (3) Admin Specialist II, eleven (11) Area Managers, sixty-three (63) Investigators, one (1) Hotline Administrator, four (4) Hotline Supervisors and twenty-seven (27) Hotline Operators.

Child Abuse Hot Line operators in the Crimes Against Children Division (CACD) of the Arkansas State Police received 68,072 report in the year 2018. Of these reports, 38,849 were accepted as legally valid allegations of abuse or neglect. They were assigned for investigation to CACD investigators or to the Arkansas Department of Human Services' (DHS) Division of Children and Family Services (DCFS).

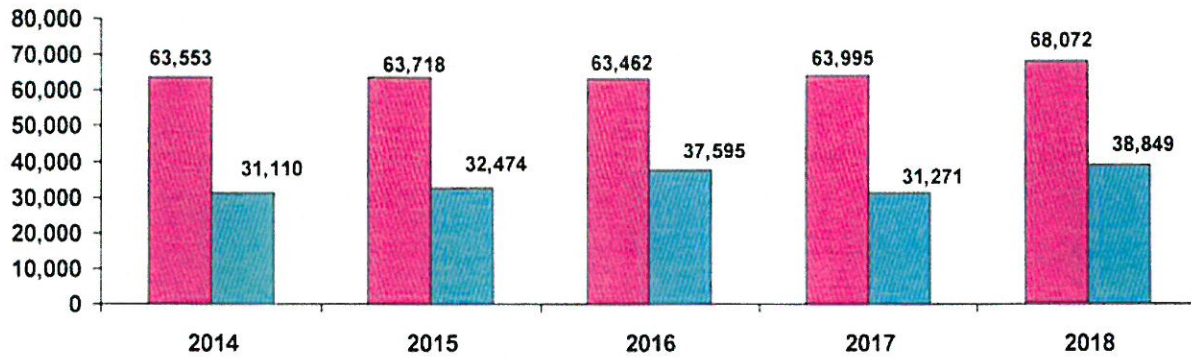


Crimes Against Children



Child Abuse Hotline

2018 Statistics

In 2018 the Crimes Against Children Hotline received **68,072** calls. This resulted in an increase of **4,077** more calls than the previous year.



As a result of a higher call volume; the number of reports accepted for investigation in 2018 increased by **7,578** reports.

	2014	2015	2016	2017	2018
 Calls Received	63,553	63,718	63,462	63,995	68,072
 Accepted Reports for Investigation	31,110	32,474	37,595	31,271	38,849

2018
ANNUAL STATS

	JAN	FEB	MAR	APRIL	MAY	JUNE	JULY	AUG	SEPT	OCT	NOV	DEC	TOTAL
TOT 800	4154	4065	4362	4642	4772	3747	3875	4479	4358	4551	3880	3427	50312
TOT OTHER	1418	1639	1778	1786	1412	789	869	1384	1706	1962	1591	1426	17760
TOT CONTACTS	5572	5704	6140	6428	6184	4536	4744	5863	6064	6513	5471	4853	68072
ACC	2549	2625	2856	3006	2832	2149	2169	2684	2680	3002	2437	2260	31249
DOC	1623	1766	1845	1983	1861	1285	1343	1829	2052	2102	1734	1490	20913
DR	740	749	765	825	674	323	322	508	628	781	689	596	7600
MISC/OTHERS	650	555	669	599	806	773	897	834	694	623	607	504	8211
DA's	10	9	5	15	10	6	13	8	10	5	4	3	98
FASD	0	0	0	0	1	0	0	0	0	0	0	0	1
TOTAL CONTACTS	5572	5704	6140	6428	6184	4536	4744	5863	6064	6513	5471	4853	68072
CHILD DEATH	2	2	0	0	9	11	2	3	2	4	6	4	45
DA's	10	9	5	15	10	6	13	8	10	5	4	3	98
DOC	3	0	6	2	0	2	5	1	4	0	0	2	25
Spanish Intakes	0	5	4	2	7	4	4	4	1	3	3	1	38

Total Others - Includes Referrals received by Fax, E-Mail, Walk-In's

	2017			2018		
	CALLS RECEIVED	ACCEPTED	FAXES	TOTAL HOTLINE	ACCEPTED	FAXES
JAN	5439	3310	1176	5572	3289	1418
FEB	5315	3194	1223	5704	3374	1639
MARCH	5426	3217	1143	6140	3621	1778
APRIL	5550	3487	1473	6428	3831	1786
MAY	5635	3383	1293	6184	3506	1412
JUNE	4623	2643	818	4536	2472	789
JULY	4374	2538	790	4744	2491	869
AUGUST	5314	3242	1224	5863	3192	1384
SEPT	5834	3455	1593	6064	3308	1706
OCT	6110	3742	1691	6513	3783	1962
NOV	5627	3374	1494	5471	3126	1591
DEC	4748	2685	1213	4853	2856	1426
TOTAL	63995	38270	15131	68072	38849	17760

2017

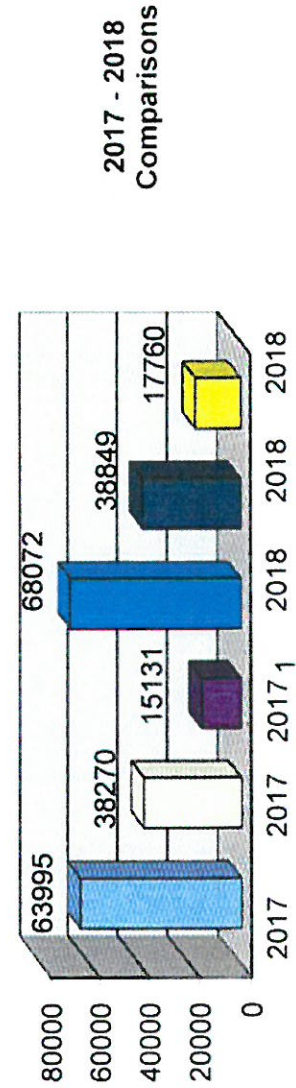
2018

2017

2018

2017

2018

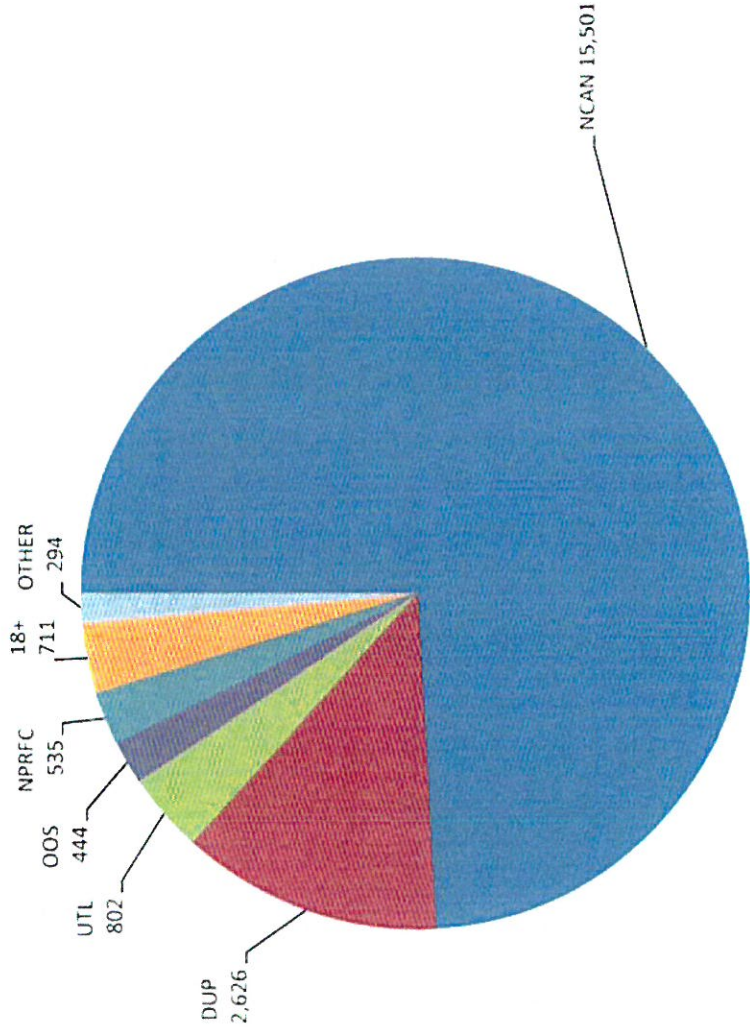


**DOCUMENTED TYPES
2018**

DATE	NCAN	DUP	UTL	OOS	NPRFC	18+	OTHER	TOTAL
JANUARY	1211	186	55	34	43	66	28	1623
FEBRUARY	1343	200	51	46	61	41	24	1766
MARCH	1424	218	48	30	55	36	34	1845
APRIL	1524	240	66	31	45	54	23	1983
MAY	1425	218	65	38	41	48	26	1861
JUNE	915	173	76	39	21	27	34	1285
JULY	924	168	95	46	31	56	23	1343
AUGUST	1279	238	91	29	41	128	23	1829
SEPTEMBER	1510	264	78	39	57	77	27	2052
OCTOBER	1560	272	56	45	59	91	19	2102
NOVEMBER	1290	245	64	30	41	46	18	1734
DECEMBER	1096	204	57	37	40	41	15	1490
TOTAL	15501	2626	802	444	535	711	294	20913

NCAN - NOT CHILD ABUSE OR NEGLECT
 DUP - DUPLICATE REFERRAL
 UTL - UNABLE TO LOCATE
 OOS - OUT OF STATE
 NPRFC - NOT PERSON RESPONSIBLE FOR CHILD
 18+ - ALLEGED VICTIM OVER 18
 OTHER - Calls that do not fill above categories

**DOCUMENTED REFERRALS
2018**

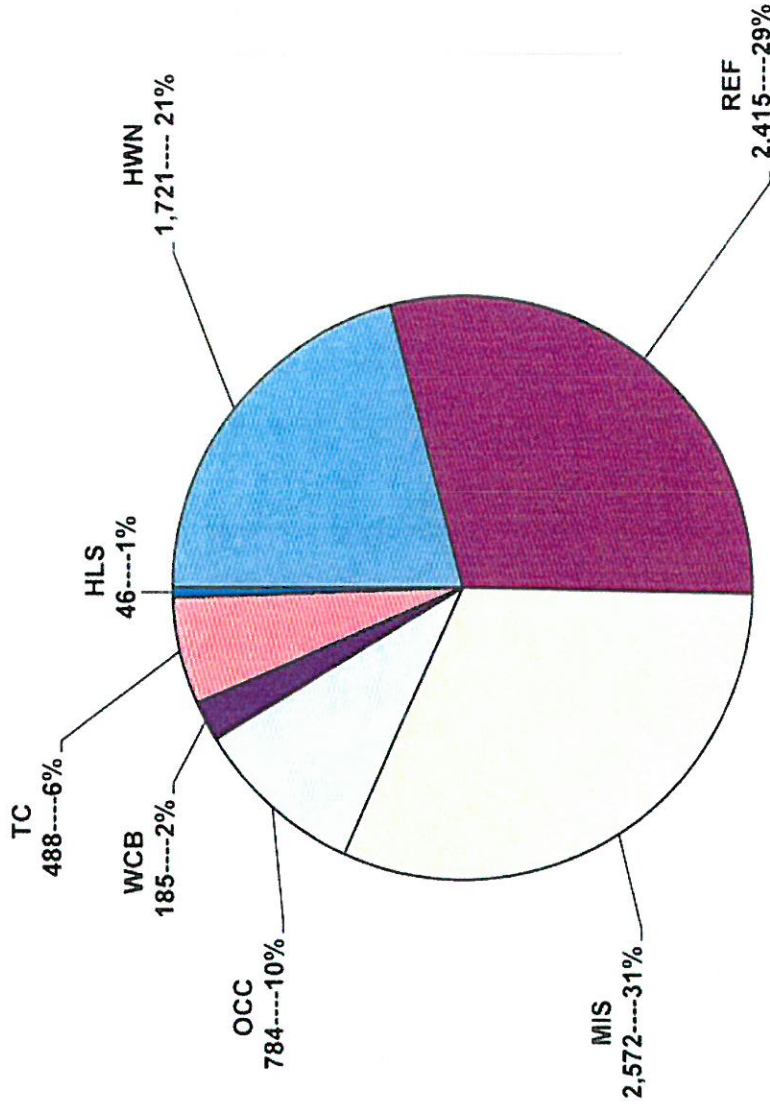


**NCAN - NOT CHILD ABUSE OR NEGLECT
DUP - DUPLICATE REFERRAL
UTL - UNABLE TO LOCATE
OOS - OUT OF STATE
NPRFC - NOT PERSON RESPONSIBLE FOR CHILD
OTHER - Calls that do not fall into above categories.**

MISC CALLS BY CATEGORY - ANNUAL 2018

	JAN	FEB	MAR	APRIL	MAY	JUNE	JULY	AUG	SEPT	OCT	NOV	DEC	Totals
HANG UP/WRONG NUMBER (HWN)	146	130	149	134	163	141	163	153	166	149	120	107	1721
REFERRED TO DHHS/CACD (REF)	179	148	212	203	221	242	294	268	176	164	177	131	2415
MISC INFO CALLS (MIS)	204	162	200	169	272	242	305	276	223	188	167	164	2572
CALLS FOR ON-CALL CONTACTS (OCC)	57	74	54	53	80	65	72	74	72	65	66	52	784
WCB (ON-CALL CALL BACKS, etc.)	16	11	17	13	16	23	12	16	18	8	21	14	185
TRANSFER CALLS (TC)	41	28	33	25	51	57	46	44	35	43	54	31	488
FOR/OR FROM HOTLINE SUP/ADMIN (HLS)	7	2	4	2	3	3	5	3	4	6	2	5	46
TOTAL OTHER CALLS	650	555	669	599	806	773	897	834	694	623	607	504	8211

Miscellaneous Other Calls Received By Category
 (These are calls received on the 1-800 line that did not result in an accepted, screened out, or DR referral)



- HANG UP/WRONG NUMBER (HWN)
- REFERRED TO DHHS/CACD (REF)
- MISC INFO CALLS (MIS)
- CALLS FOR ON-CALL CONTACTS (OCC)
- WCB (ON-CALL CALL BACKS, etc.)
- TRANSFER CALLS (TC)
- FOR/OR FROM HOTLINE SUP/ADMIN (HLS)



Crimes Against Children

Investigations Unit

2018 Statistics

The Investigation Unit of the Crimes Against Children Division initiated **5,899** reports in 2018.



CACD investigators closed **5,936** cases in 2018. Of the closed cases, **2,063 (35%)** were found to be '*true*'.

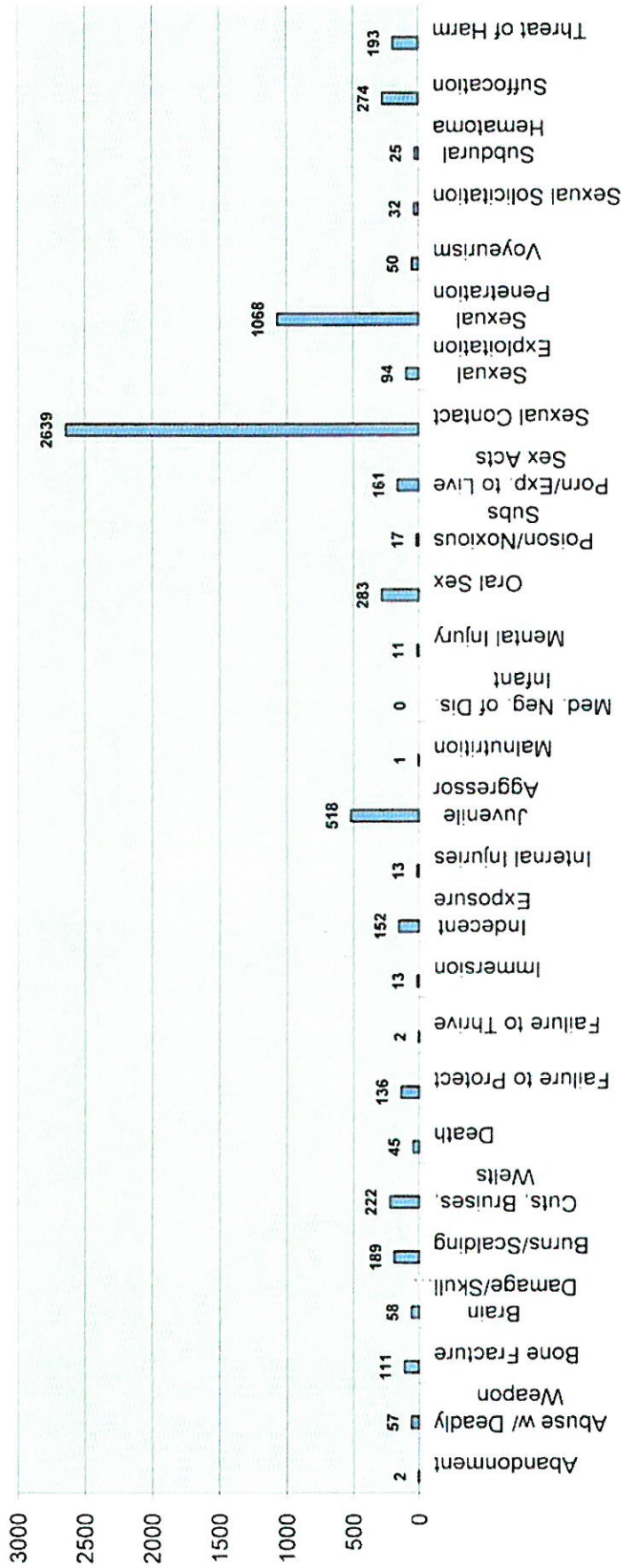
The investigative determination of 'true' means there was a preponderance of evidence that indicated the allegation(s) was true. An 'unsubstantiated' finding means the evidence was insufficient to support the allegation(s). Investigations closed with a determination of 'true' were reported to the appropriate prosecuting attorney.

CACD CHILD ABUSE HOTLINE REFERRAL ANNUAL STATISTICS FOR 2018

PRTY 1 ALLEGATION	JAN	FEB	MAR	APRIL	MAY	JUNE	JULY	AUG	SEPT	OCT	NOV	DEC	Totals
Abandonment	0	0	0	0	0	1	0	0	1	0	0	0	2
Abuse w/ Deadly Weapon	9	4	6	6	5	6	0	2	5	4	5	7	57
Bone Fracture	6	10	10	10	4	9	10	11	8	8	10	11	111
Brain Damage/Skull Fract	2	5	7	7	2	10	11	4	7	4	2	1	58
Burns/Scalding	13	19	23	19	19	17	11	14	11	17	25	11	189
Cuts, Bruises, Welts	18	21	15	24	24	18	18	15	22	15	19	23	222
Death	2	2	0	0	0	9	11	2	3	2	4	6	45
Failure to Protect	15	11	11	13	18	14	14	14	7	1	10	14	136
Failure to Thrive	0	0	0	0	1	0	0	0	0	0	0	1	2
Immersion	0	3	2	2	2	1	1	0	1	1	1	0	13
Indecent Exposure	3	11	22	26	15	9	16	12	10	7	9	12	152
Internal Injuries	1	1	0	1	1	1	1	0	1	0	1	4	13
Juvenile Aggressor	41	30	47	54	43	44	52	33	41	70	36	27	518
Malnutrition	1	0	0	0	0	0	0	0	0	0	0	0	1
Med. Neg. of Dis. Infant	0	0	0	0	0	0	0	0	0	0	0	0	0
Mental Injury	0	0	1	0	1	1	0	1	1	1	3	2	11
Oral Sex	20	24	29	25	27	33	18	27	15	15	29	21	283
Poison/Noxious Subs	2	0	3	2	0	1	2	2	2	1	2	1	17
Porn/Exp. to Live Sex Acts	16	10	14	15	13	4	7	11	15	15	30	18	161
Sexual Contact	240	229	276	306	263	237	29	232	199	226	222	180	2639
Sexual Exploitation	15	5	11	6	5	4	2	8	10	16	7	5	94
Sexual Penetration	82	85	86	134	112	114	85	79	54	86	75	76	1068
Voyeurism	8	4	3	2	8	2	4	3	3	3	6	5	50
Sexual Solicitation	1	2	1	4	3	6	0	0	2	5	4	1	32
Subdural Hematoma	0	4	4	1	5	4	1	2	2	0	1	1	25
Suffocation	14	21	31	27	28	24	18	14	28	23	25	21	274
Threat of Harm	13	19	24	13	15	9	19	15	22	20	15	9	193
Human Trafficking (Sexual Abuse)	0	1	1	1	3	6	1	6	1	5	3	1	29
Total Prty. One Allegations	522	521	627	687	631	575	316	513	459	590	527	427	6395

CACD Allegations

Priority One



PRTY 2 ALLEGATION

Totals

Cuts, Bruises, Wells	14	20	24	11	19	8	18	11	20	16	12	9	182
Educational Neglect	0	7	4	4	8	1	0	1	2	5	3	0	35
Environmental Neglect	4	12	6	4	9	10	2	13	6	8	12	7	93
Extreme/Repeated Cruelty	10	12	6	11	18	7	12	6	8	11	8	5	114
Failure to Protect	8	10	8	9	12	6	5	10	11	12	1	6	98
Human Bites	2	2	1	2	0	0	0	0	2	2	1	2	14
Human Trafficking (LABOR)	0	0	0	0	0	0	0	0	0	0	0	0	0
Inadequate Clothing	2	6	0	1	0	0	0	2	0	0	0	0	11
Inadequate Food	3	1	3	4	1	5	4	5	5	4	7	1	43
Inadequate Shelter	0	15	1	1	5	0	0	1	0	0	1	0	24
Inadequate Supervision	5	2	15	8	2	13	16	13	16	12	4	5	111
Indecent Exposure	1	3	3	5	16	2	4	4	4	2	4	1	49
Juvenile Aggressor	6	3	1	11	8	8	8	12	10	12	7	4	90
Kicking a Child	4	1	2	2	5	1	1	4	1	3	4	4	32
Lock-Out	0	9	3	0	4	2	0	2	3	4	1	1	29
Medical Neglect	10	0	2	12	2	6	5	1	11	3	5	2	59
Munchausen Syndrome	1	0	0	0	3	0	0	0	2	0	0	0	6
Oral Sex	8	9	4	7	0	9	19	13	7	9	8	9	102
Porn/Exp. To Live Sex Acts	3	1	0	10	11	0	1	3	4	1	0	1	35
Sexual Contact	55	59	73	72	0	70	82	106	100	110	81	70	878
Sexual Exploitation	1	0	0	5	74	0	1	1	8	1	0	3	94
Sexual Penetration	30	30	27	36	3	34	35	50	38	38	29	34	384
Sexual Solicitation	1	3	0	0	28	0	0	0	2	2	1	0	37
Shaking Child 4 & Over	0	0	0	1	1	0	0	0	0	1	0	0	3
Shaking Child 3 & Under	1	0	0	0	0	0	0	1	0	0	0	0	2
Sprains/Dislocations	0	0	0	1	1	0	0	0	0	0	0	0	2
Strike Child 7+ on Face	13	15	25	20	0	15	15	7	23	23	19	13	188
Strike Child 6- on Face	10	7	13	9	25	10	5	9	6	6	8	7	115
Strike Child w/ Fist	11	8	12	16	9	7	11	9	11	9	11	11	125
Strike/Pinch on Genitals	0	1	0	4	16	2	1	0	1	3	2	1	31
Substance Misuse	8	9	9	13	1	3	8	4	6	4	3	4	72
Throwing a Child	4	9	11	8	8	6	8	5	6	9	8	7	89
Tying/Close Confinement	1	2	2	4	12	0	1	0	0	0	0	1	23
Total Prty. Two Allegations	216	256	255	291	301	225	262	293	313	310	240	208	3170
Total All CACD Allegations	738	777	882	978	944	800	578	806	772	900	767	635	9577

Total CACD Child Abuse Hotline Referrals	471	466	567	587	558	493	483	507	506	582	483	390	6093
---	------------	------------	------------	------------	------------	------------	------------	------------	------------	------------	------------	------------	-------------

CACD Allegation Priority Two

