

Q3

FY 2019

EXHIBIT F



# Division of Youth Services

## QUARTERLY STATISTICAL REPORT

3<sup>rd</sup> Quarter FY 2019

(January 2019-March 2019)

# Arkansas Division of Youth Services FY 2019 3<sup>rd</sup> Quarter Statistical Report

## Table of Contents

DYS FY 2019 Statistics-Highlights for Third Quarter.....	2
DYS Vision and Mission Statements .....	4
Figure 1: Commitments by Offense .....	5
Figure 2: First Commitments vs. Recommits.....	6
Figure 3: Violent vs. Non-Violent Offenses .....	6
Figure 4: Commitments by Age, Gender and Race .....	7
Figure 5: Commitments by Age and Gender.....	8
Figure 6: Commitments by Race .....	9
Figure 7: Commitments by Race by County .....	10
Figure 8: Commitments by District .....	12
Figure 9: Commitments by District by Year .....	13
Figure 10: Total Commitments for Quarter with Reference to Previous Years .....	15
Figure 11: Youth Served by Community-Based Provider (CBP) Services .....	16
<i>Appendix I: Map of AR DYS Treatment Centers, Programs, and Providers .....</i>	<i>17</i>
<i>Appendix II: Map of AR Juvenile Detention Centers.....</i>	<i>18</i>

## DYS FY 2019 Third Quarter Statistics – Highlights

### Total Commitments for Third Quarter FY 2017-2019

2019 = 88      2018 = 95      2017 = 91

### Commitments by Offense (Figure 1)

Felony = 58%    Misdemeanor = 42%

### First Commitments vs. Recommits (Figure 2)

First Commits = 78%    Recommits = 22%

### Violent vs. Non-Violent Offenses (Figure 3)

Violent offenses = 8%    Non-violent offenses = 92%

### Commitments by Age, Gender, Race (Figure 4, 5, 6)

Total commitments, gender: 83% male, 17% female

AR youth population, gender: 51% male, 49% female

Total commitments, race: 49% African American, 43% white, 8% other

AR youth population, race: 20% African American, 77% white, 3% other

Ages of committed youth: 12–18 years

More youth (25) were 15 years old than any other age group.

### Commitments by County (Figure 7)

*Top committing counties this quarter*

- 1) Jefferson (7)
- 2) Pulaski, Crittenden (6)
- 3) Ouachita (5)

### Commitments by District (Figure 8)

*Top committing districts this quarter*

- 1) 6<sup>th</sup> – Perry and Pulaski Counties (15)
- 2) 2<sup>nd</sup> – Clay, Craighead, Crittenden, Greene, Mississippi, and Poinsett Counties (14)
- 3) 13<sup>th</sup> – Calhoun, Cleveland, Columbia, Dallas, Ouachita, and Union Counties (12)

### **Commitments by District by Year (Figure 9)**

#### *Largest Reduction in commitments*

- 1) 10<sup>th</sup> – Ashley, Bradley, Chicot, Desha, and Drew Counties (-6)
- 2) 8<sup>th</sup> South – Lafayette and Miller Counties (-4)

#### *Largest Increase in Commitments*

- 1) 6<sup>th</sup> – Perry and Pulaski Counties (9)
- 2) 16<sup>th</sup> – Cleburne, Fulton, Independence, Izard and Stone Counties (6)

### **Youth Served by Community Based Providers (CBP) Services (Figure 11)**

#### *Top Districts with youth and families served*

- 1) 2<sup>nd</sup> – Clay, Craighead, Crittenden, Greene, Mississippi, and Poinsett Counties (230)
- 2) 6<sup>th</sup> – Perry and Pulaski Counties; 19<sup>th</sup> West – Benton County (199)
- 3) 4<sup>th</sup> – Madison and Washington Counties (190)

# DYS Vision Statement

Arkansas's juvenile justice system is a leader in reform and collaboration across the state, working to prevent most youth from ever needing legal intervention and providing those that do with effective rehabilitation and reintegration; youth that become involved with the juvenile justice system are treated, educated, and equipped with the tools they need to find success as productive and responsible members of collective society.

# DYS Mission Statement

The Division of Youth Services' mission is to provide effective community-based prevention, diversion, appropriate correction and rehabilitation, improved education and thorough aftercare in order to enhance the comprehensive well-being of the youth of Arkansas involved in the juvenile justice system.

Figure 1: Commitments by Offense  
January–March 2019

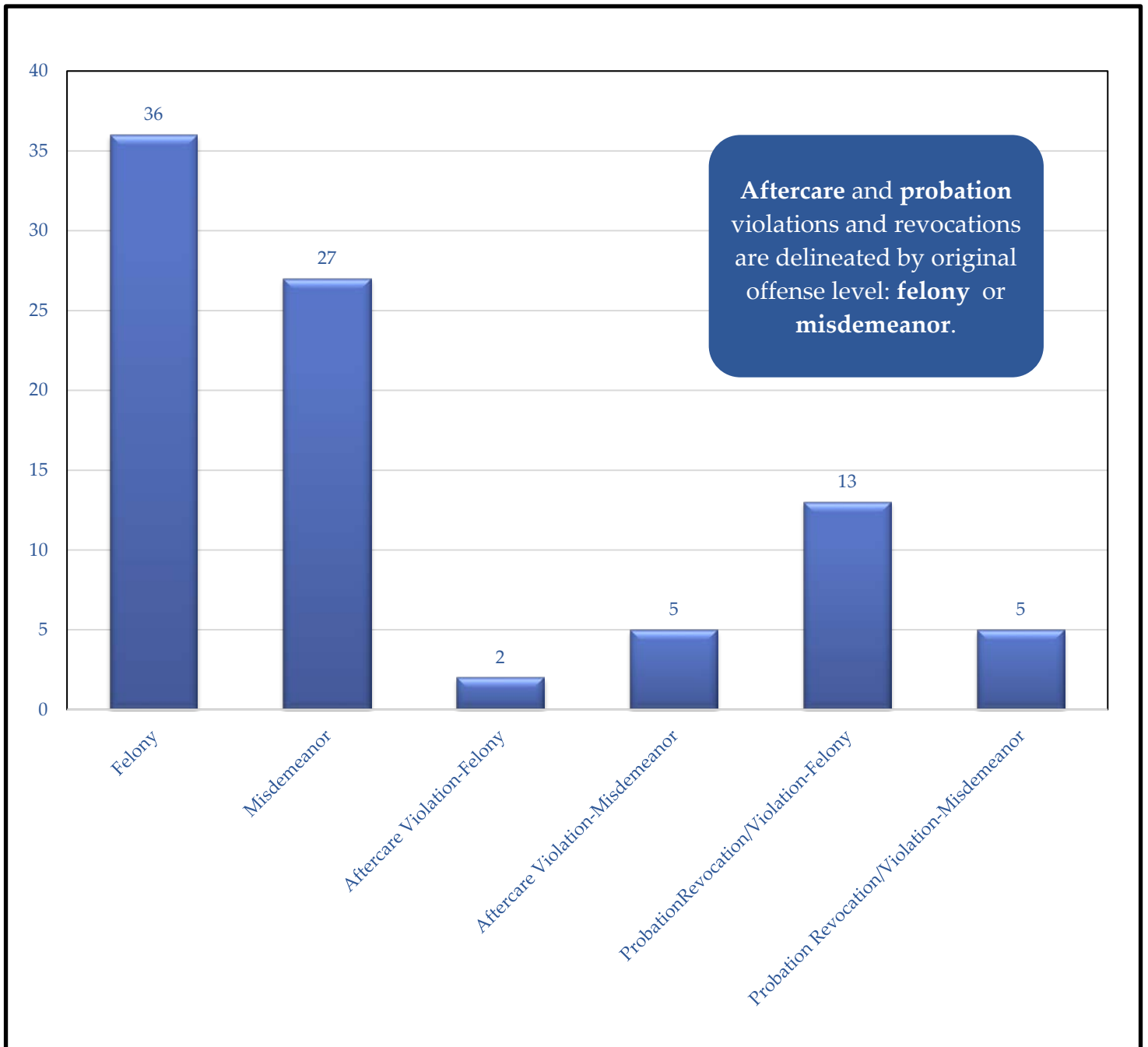
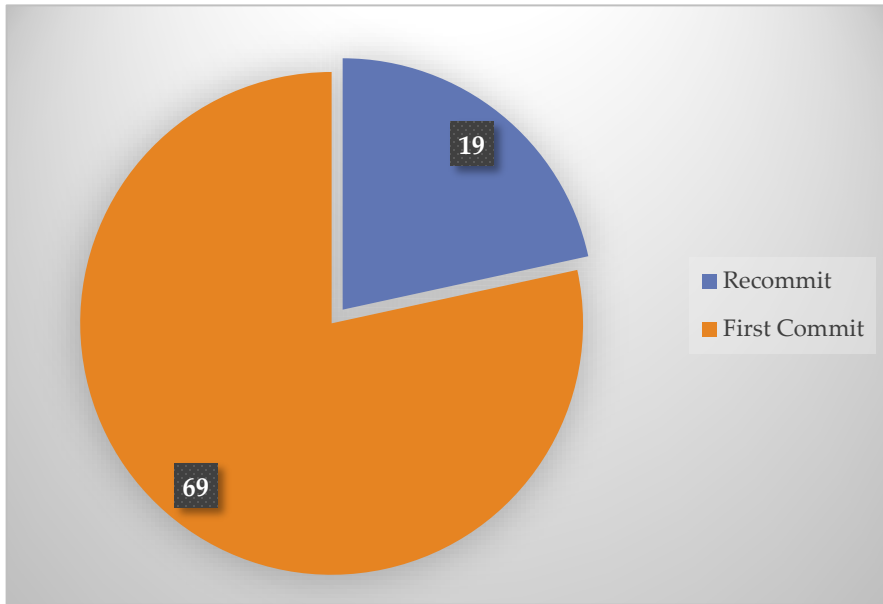


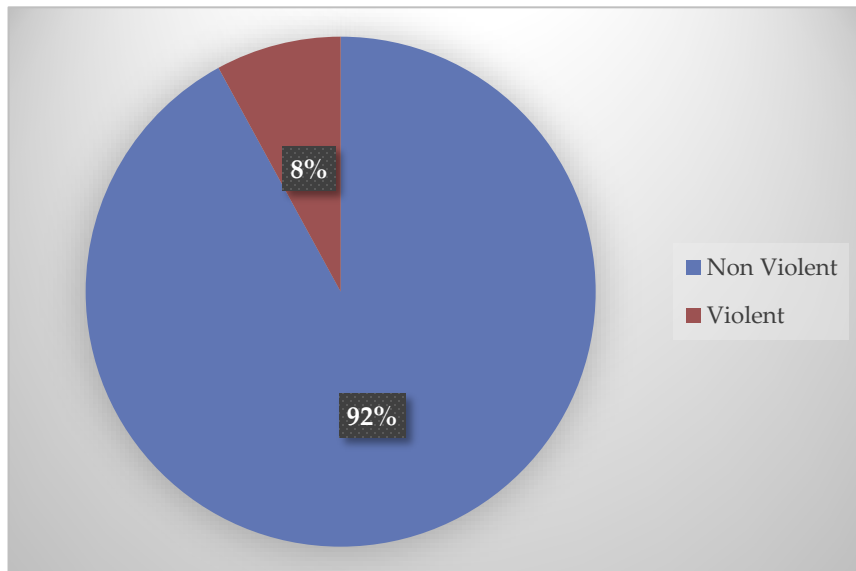
Figure 2: First Commitments vs. Recommits  
January–March 2019



WHAT ARE **RECOMMIT**S?

Recommit(ment)s represent youth who have been previously committed to DYS and received a new order of commitment this quarter; in short, this is not their first time in DYS custody.

Figure 3: Violent vs. Non-Violent Offenses  
January–March 2019



**Violent Offenses** are defined by Arkansas § 5-73-104 (d)(2) including attempts, solicitation or conspiracy to commit.

**VIOLENT OFFENSES:**

- 1<sup>st</sup> & 2<sup>nd</sup> degree Murder
- Kidnapping
- Aggravated Robbery
- Rape
- 1<sup>st</sup> degree Battery
- Terroristic Act
- 1<sup>st</sup> & 2<sup>nd</sup> degree Sexual Assault
- 1<sup>st</sup> degree Domestic Battery
- Residential Burglary
- Aggravated Residential Burglary
- Unlawful Discharge of a Firearm from a Vehicle
- Criminal Use of a Firearm from a Vehicle (FB)
- Capital Murder

**Figure 4: Commitments by Age, Sex, and Race  
January–March 2019**

Age (yrs.)	African-American		White		Other		TOTAL
	male	female	male	female	male	female	
11							
12		1					1
13	1	1	1		1		4
14	5	1	3		1		10
15	12	2	8	2	1		25
16	13		6	2		1	22
17	6		11	4	2	1	24
18	1		1				2
19							
<b>TOTAL</b>	<b>38</b>	<b>5</b>	<b>30</b>	<b>8</b>	<b>5</b>	<b>2</b>	<b>88</b>



Figure 5: Commitments by Age and Gender  
January–March 2019

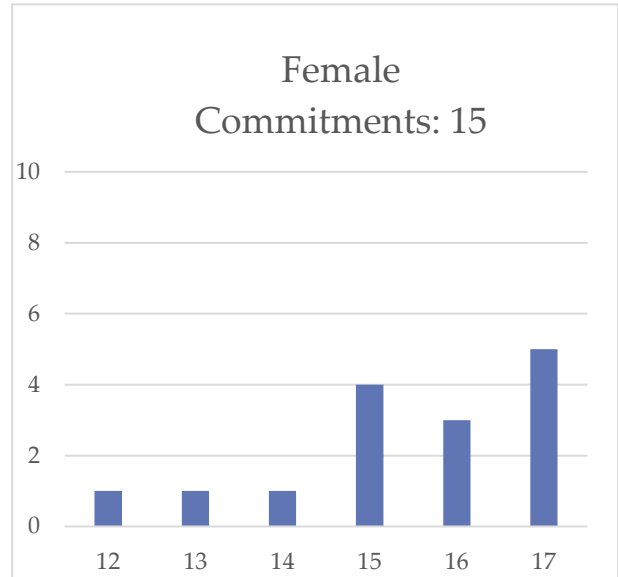
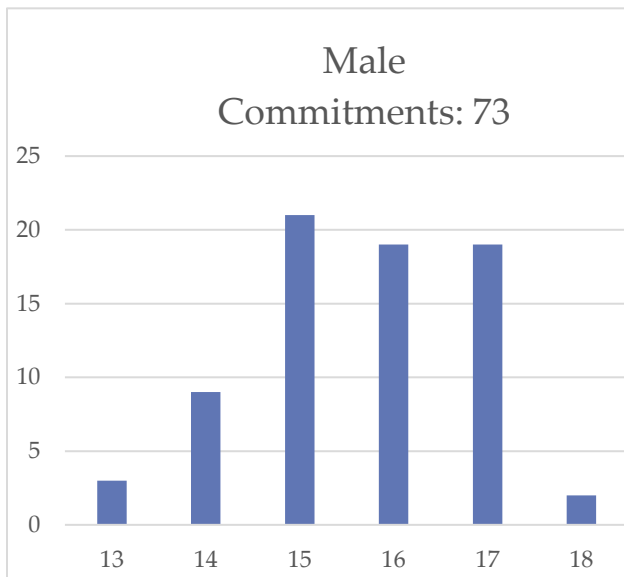
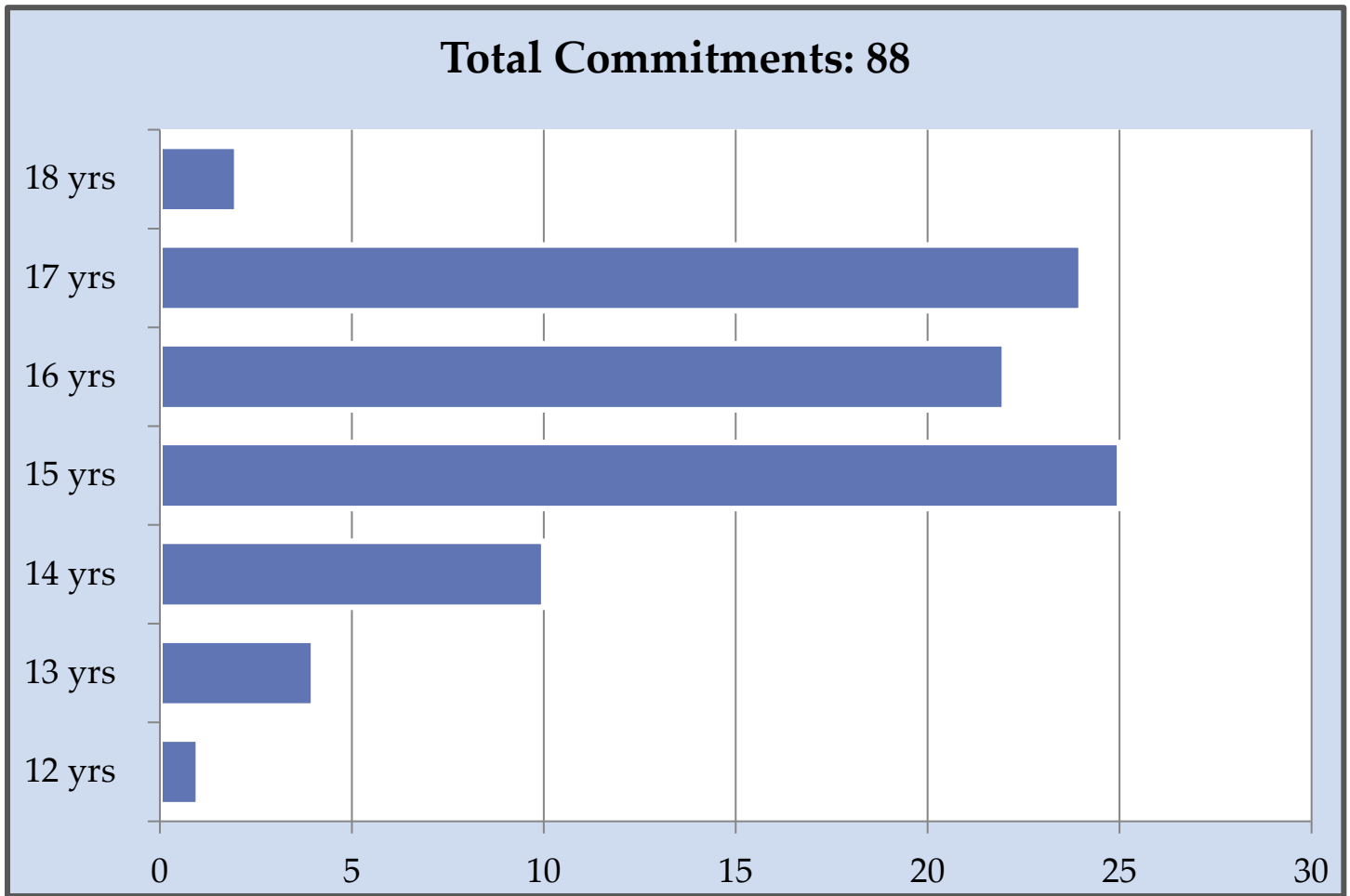
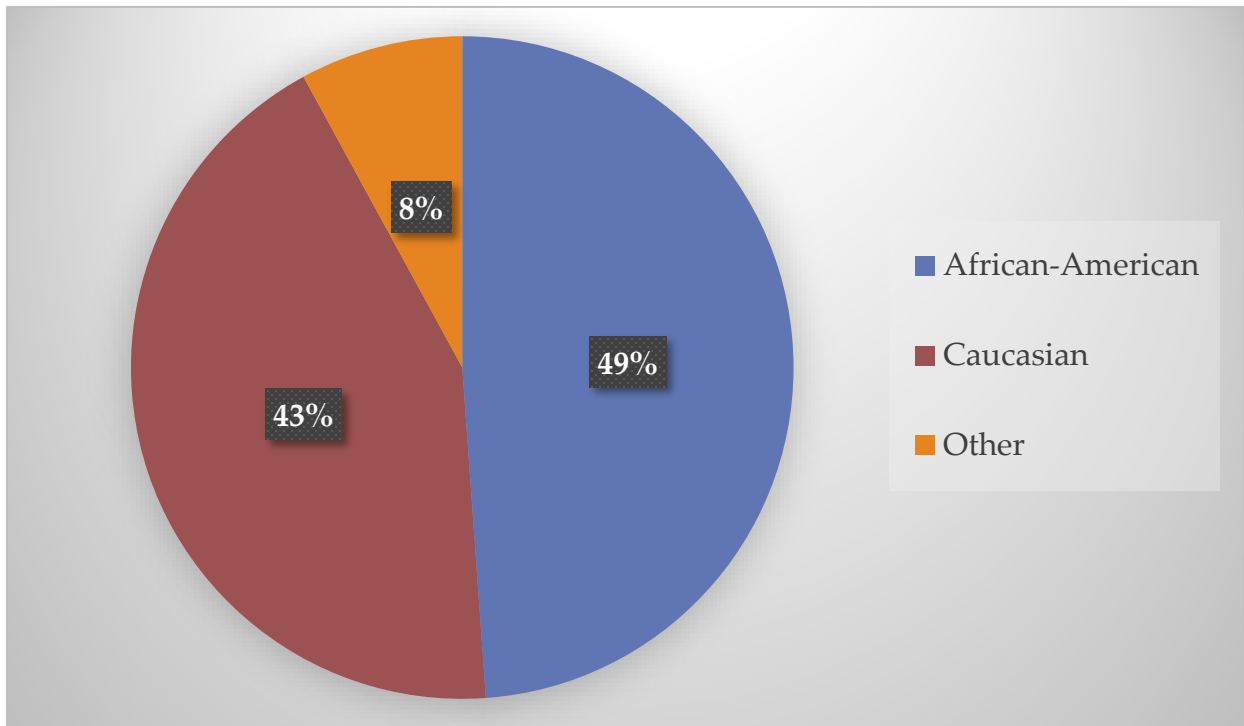


Figure 6: Commitments by Race  
January–March 2019



Statewide, **African-American** youth make up **20 percent** of the adolescent population, while **white** youth account for **77 percent**.

Data Source:

[https://www.ojjdp.gov/ojstatbb/ezapop/asp/comparison\\_display.asp](https://www.ojjdp.gov/ojstatbb/ezapop/asp/comparison_display.asp)

## Figure 7: Commitments by Race by County January–March 2019

Committing County	African-American	White	Other	TOTAL
Arkansas	1			1
Ashley	2	1		3
Baxter				
Benton				
Boone		1		1
Bradley		1		1
Calhoun				
Carroll				
Chicot				
Clark	1	1		2
Clay				
Cleburne				
Cleveland		1		1
Columbia	2	1		3
Conway				
Craighead	2			2
Crawford		2		2
Crittenden	6			6
Cross				
Dallas			1	1
Desha	2		1	3
Drew				
Faulkner		1		1
Franklin				
Fulton				
Garland	1		1	2
Grant		2	1	3
Greene		2		2
Hempstead				
Hot Spring	1			1
Howard		1		1
Independence		2		2
Izard				
Jackson	1			1
Jefferson	5	2		7
Johnson				
Lafayette				
Lawrence		1		1
Lee				
Lincoln				

\*

**NOTE**

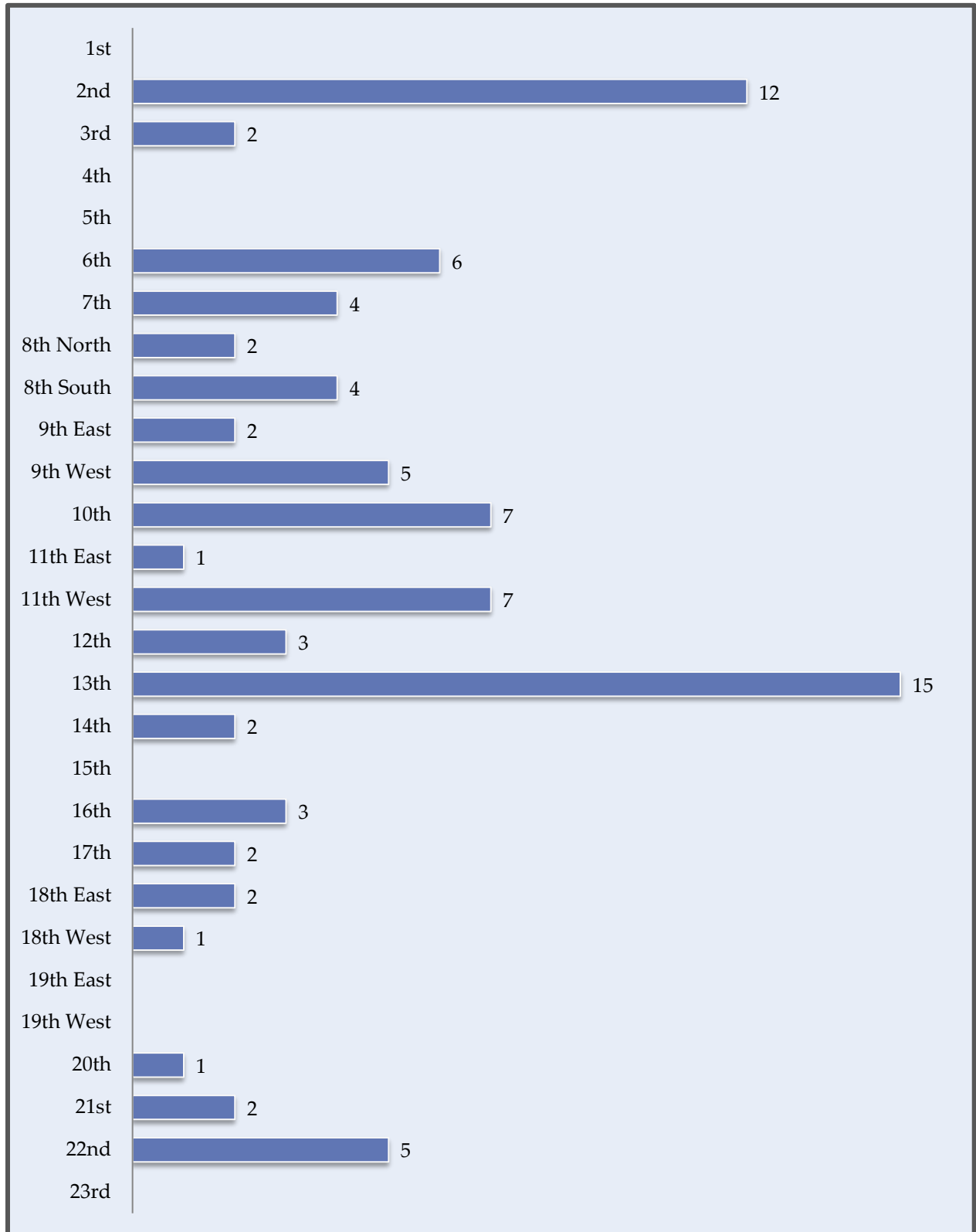
Zeros have been omitted from this chart for visual clarity

\*

Figure 7: Commitments by Race by County (continued)  
January–March 2019

Committing County	African-American	White	Other	TOTAL
Little River				
Logan				
Lonoke				
Madison				
Marion				
Miller	3		1	4
Mississippi		2		2
Monroe				
Montgomery		1		1
Nevada		2		2
Newton		1		1
Ouachita	3	1	1	5
Perry				
Phillips				
Pike		1		1
Poinsett				
Polk				
Pope				
Prairie				
Pulaski	6			6
Randolph				
Saint Francis				
Saline	1	4		5
Scott				
Searcy				
Sebastian	1	2		3
Sevier	1	2		3
Sharp				
Stone		1		1
Union	4		1	5
Van Buren				
Washington				
White		2		2
Woodruff				
Yell				
<b>TOTAL</b>	<b>43</b>	<b>38</b>	<b>7</b>	<b>88</b>

## Figure 8: Commitments by District January–March 2019



## Figure 9: Commitments by District by Year January–March 2019

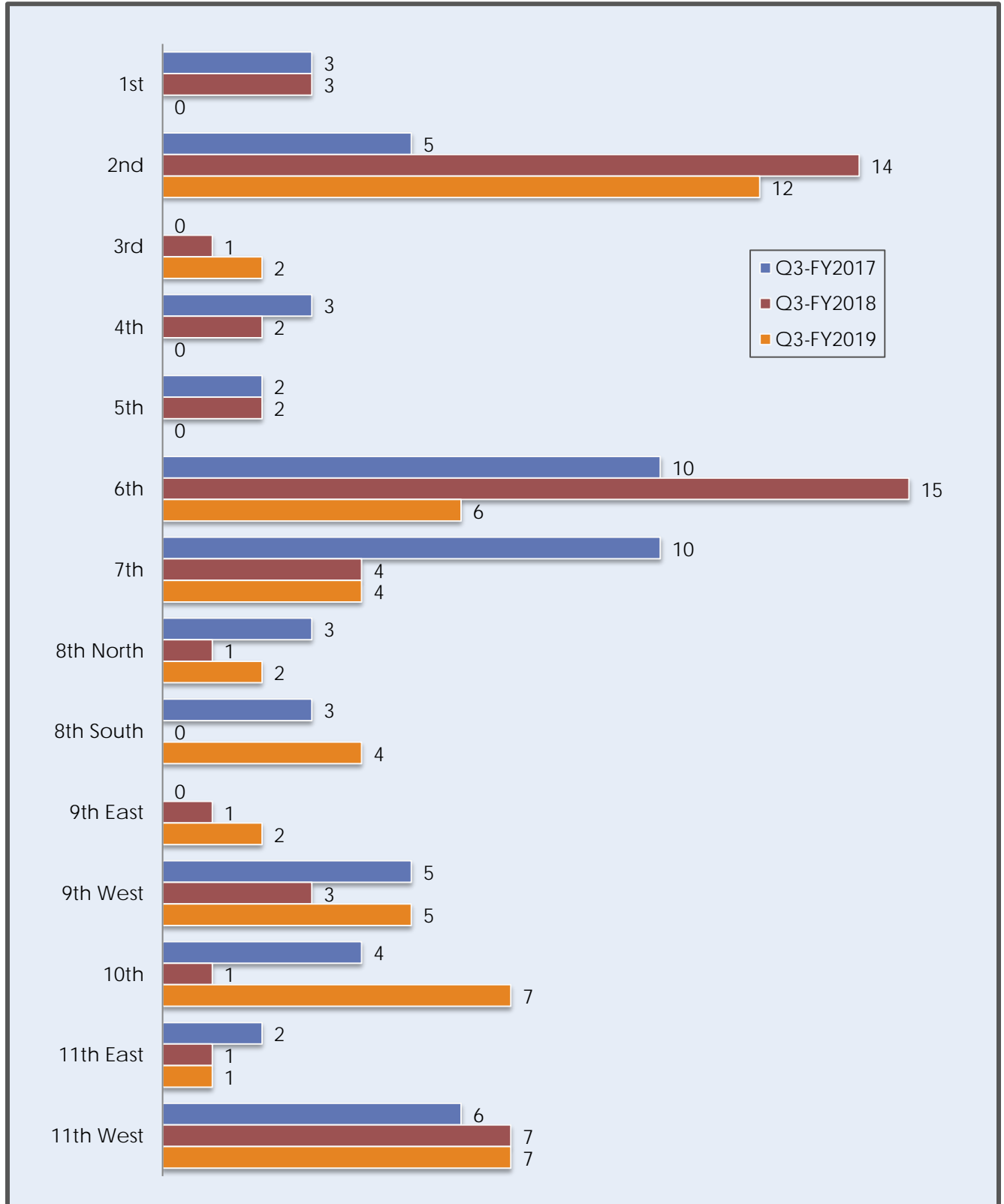


Figure 9: Commitments by District by Year (cont.)  
January–March 2019

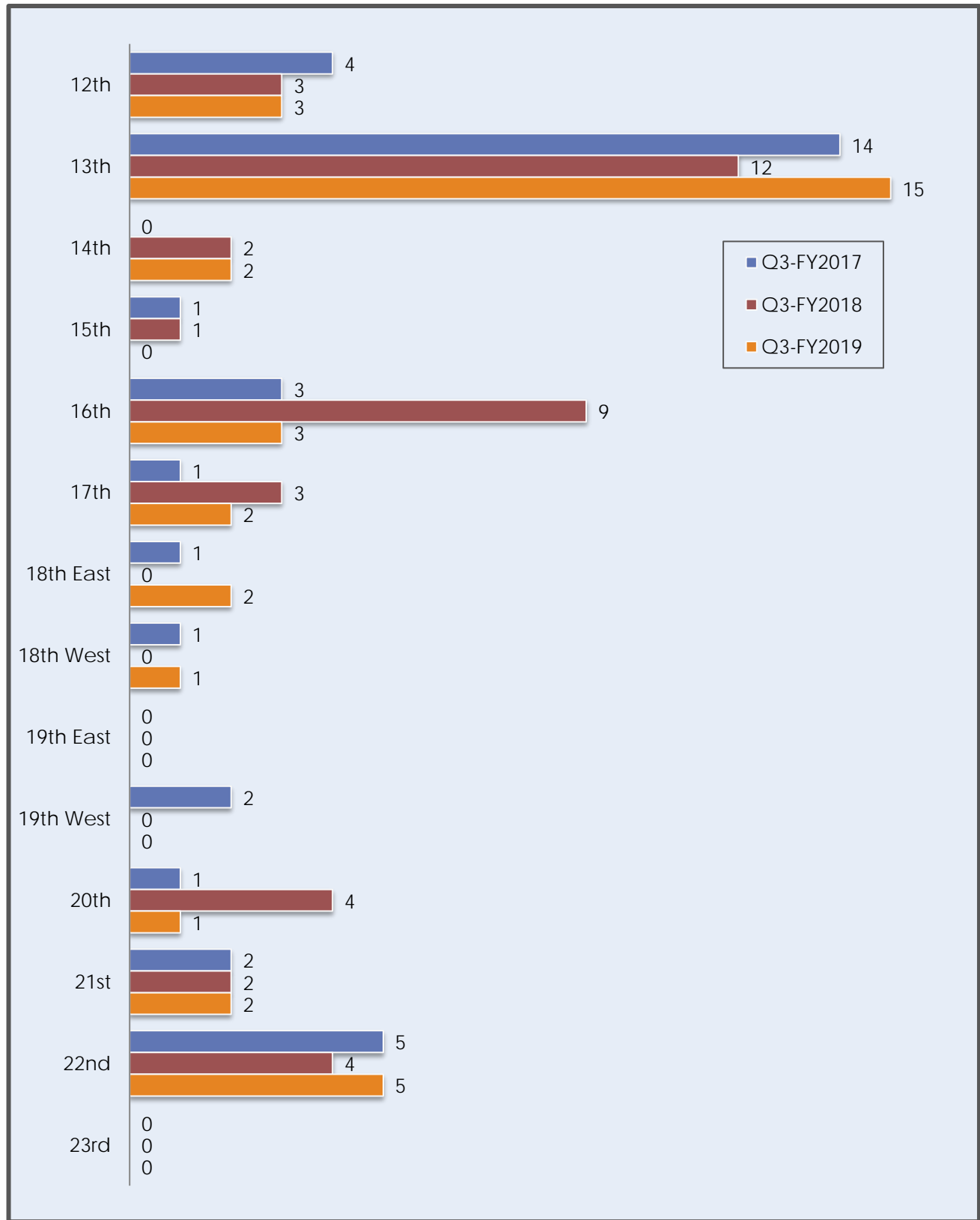
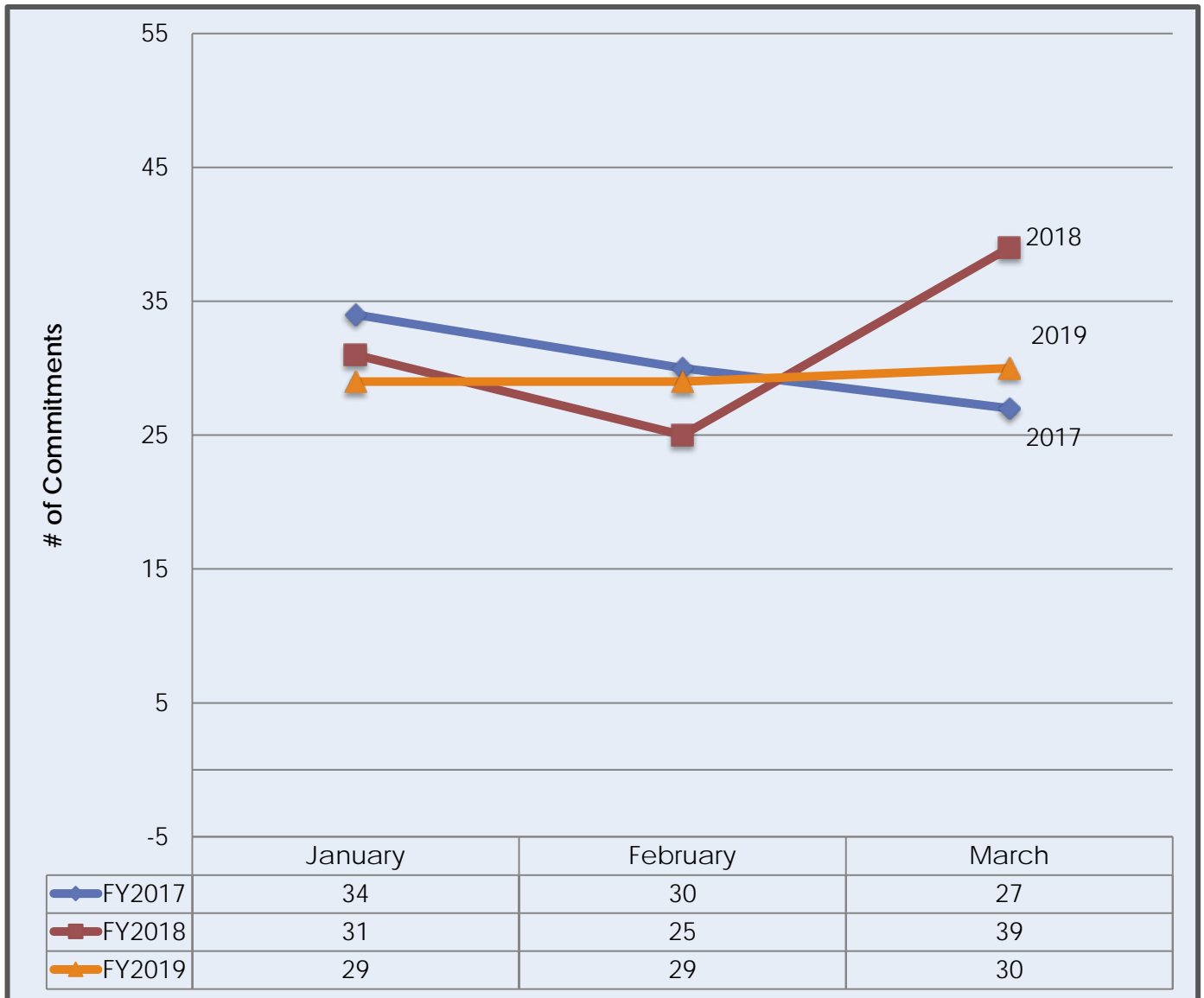


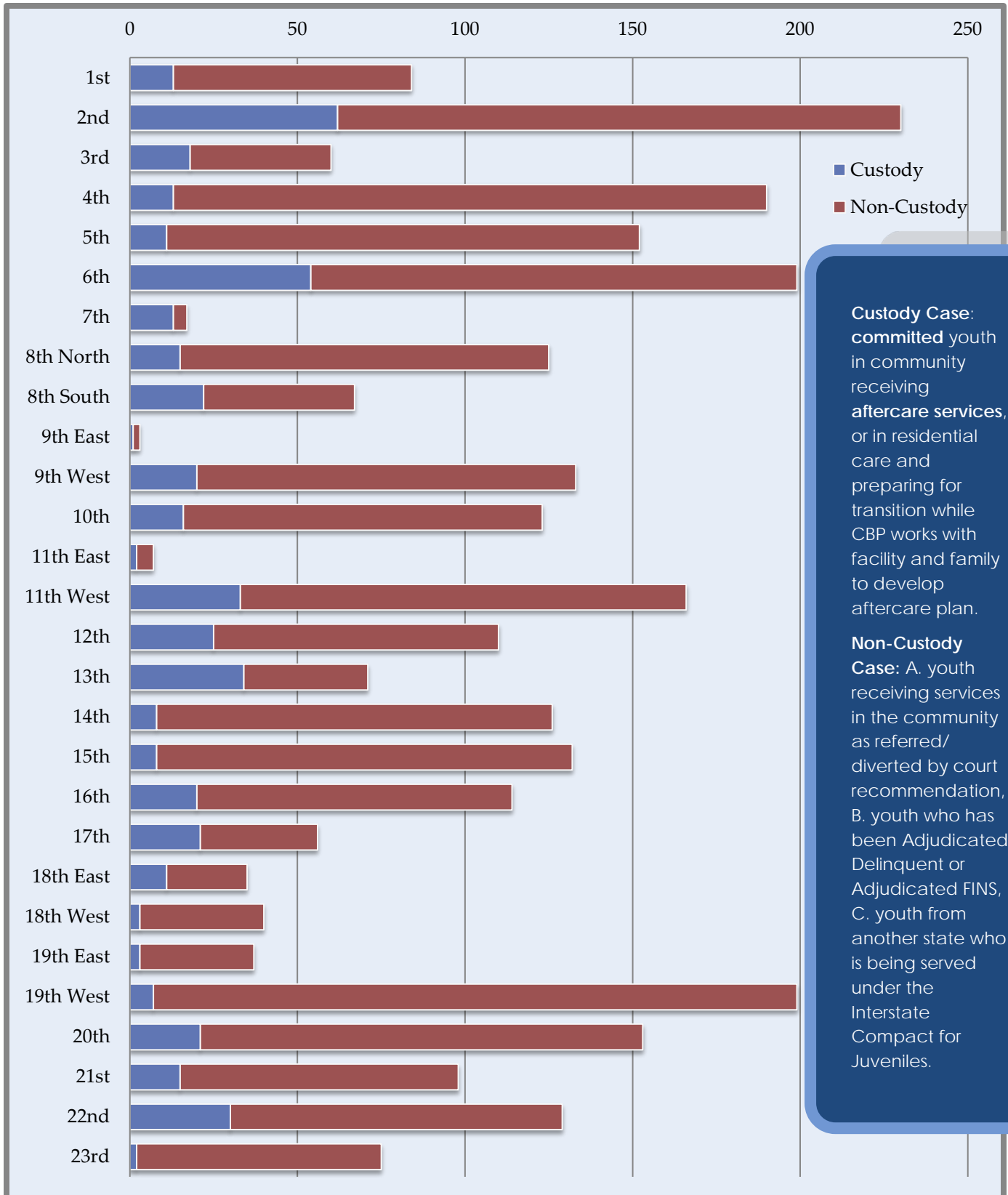
Figure 10: Total Commitments for Quarter with Reference to Previous Years  
January–March 2019



**Commitments** for Q3 of this year (**88**) are down from last year (**95**) and from FY 2017 (**91**).

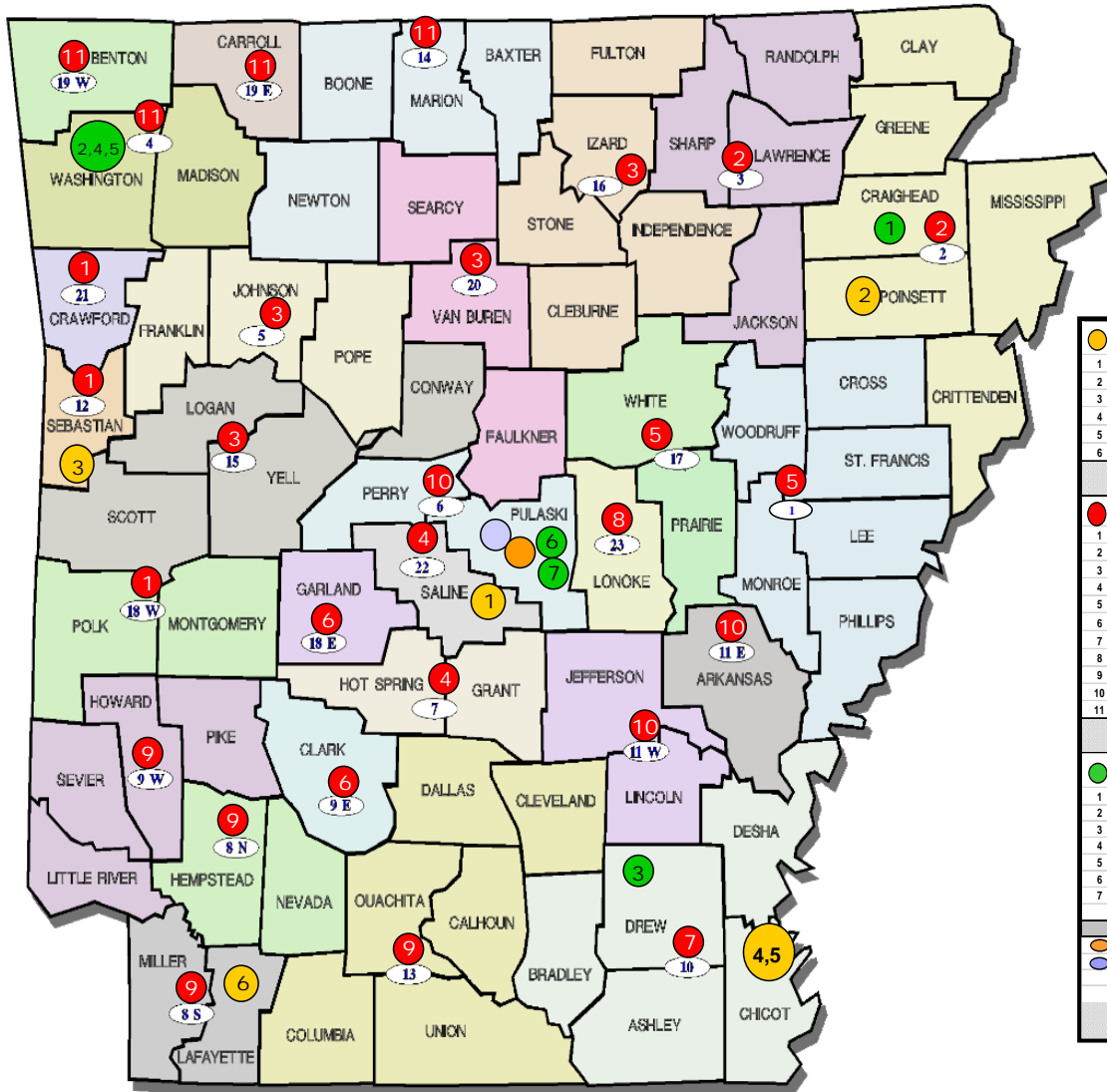



# Figure 11: Youth Served by Community-Based Provider (CBP) Services by Judicial District



# Map of AR DYS Treatment Centers, Specialized Residential Programs, and Community-Based Providers

## Appendix I



Regional Treatment Centers and Correctional Facility	Location	Residential Beds (Max)
1 Arkansas Juvenile Assessment & Treatment Center	Alexander	120
2 Harrisburg Juvenile Treatment Center	Harrisburg	32
3 Mansfield Juvenile Treatment Center	Mansfield	16/G & 30/B
4 Dermott Juvenile Correctional Facility	Dermott	40
5 Dermott Juvenile Treatment Center	Dermott	32
6 Lewisville Juvenile Treatment Center	Lewisville	32
<b>Total Beds</b>		<b>324</b>

Community Based Youth Service Providers	Location	Judicial Districts
1 Comprehensive Juvenile Services	Ft. Smith	12, 18W, 21
2 Consolidated Youth Services	Jonesboro	2, 3
3 Community Services, Inc.	Morrilton	5, 15, 16, 20
4 Counseling Clinic, Inc.	Benton	7, 22
5 East Arkansas Youth Services	Marion	1, 17
6 Ouachita Children's Center	Hot Springs	9E, 18E
7 Phoenix Youth & Family Services	Crossett	10
8 Professional Counseling Associates	Lonoke	23
9 SW AR Counseling & Mental Health Center	Texarkana	13, 8N, 8S, 9W
10 United Family Services	Pine Bluff/Little Rock	6, 11E, 11W
11 Youth Bridge, Inc.	Fayetteville	4, 14, 19E, 19W

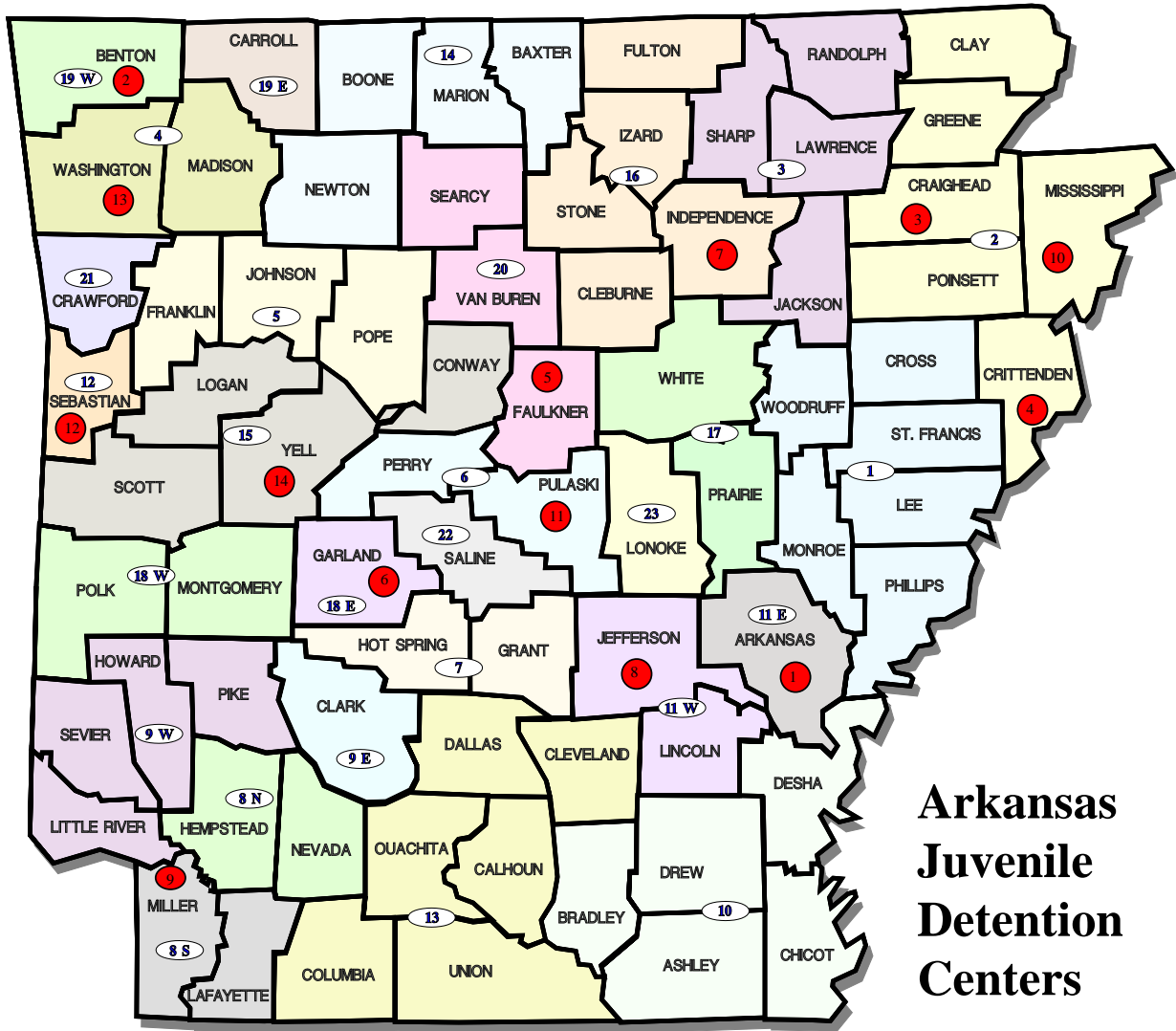
Specialized Residential Programs	Location	Service Type
1 Consolidated Youth Services ASAP	Jonesboro	Sex Offender Tx
2 Piney Ridge Psychiatric Center	Fayetteville	Sex Offender Tx
3 Vera Lloyd Therapeutic Group Home	Monticello	Therapeutic GH
4 Youth Bridge Therapeutic Group Home (Male)	Fayetteville	Therapeutic GH
5 Youth Bridge Substance Abuse Treatment	Fayetteville	Substance Abuse
6 Arkansas State Hospital	Little Rock	Mental Health
7 Destiny House	Little Rock	Therapeutic GH

CCS Assessment	Little Rock	Statewide Assessments
UAMS Adolescent Sexual Adjustment Program	Little Rock	Outpatient Assessment/Treatment

# Map of AR Juvenile Detention Centers

## Appendix II



1. *Arkansas County JDC, DeWitt	8. *Jefferson County JDC, Pine Bluff
2. Benton County JDC, Bentonville	9. *Miller County JDC, Texarkana
3. Craighead County JDC, Jonesboro	10. Mississippi County JDC, Luxora
4. Crittenden County JDC, West Memphis	11. Pulaski County JDC, Little Rock
5. Faulkner County JDC, Conway	12. Sebastian County JDC, Fort Smith
6. *Garland County JDC, Hot Springs	13. Washington County JDC, Fayetteville
7. *Independence County JDC, Batesville (White River JDC )	14. *Yell County JDC, Danville
* Indicates Division of Youth Services (DYS) six (6) Intergovernmental Agreement counties.	