



Division of Youth Services

QUARTERLY STATISTICAL REPORT

4th Quarter FY 2019
(April 2019–June 2019)

Arkansas Division of Youth Services FY 2019 4th Quarter Statistical Report

Table of Contents

DYS FY 2019 Statistics-Highlights for Fourth Quarter	2
DYS Vision and Mission Statements	4
Figure 1: Commitments by Offense	5
Figure 2: First Commitments vs. Recommits	6
Figure 3: Violent vs. Non-Violent Offenses	6
Figure 4: Commitments by Age, Gender and Race	7
Figure 5: Commitments by Age and Gender	8
Figure 6: Commitments by Race	9
Figure 7: Commitments by Race by County	10
Figure 8: Commitments by District	12
Figure 9: Commitments by District by Year	13
Figure 10: Total Commitments for Quarter with Reference to Previous Years	15
Figure 11: Youth Served by Community-Based Provider (CBP) Services	16
<i>Appendix I: Map of AR DYS Treatment Centers, Programs, and Providers</i>	17
<i>Appendix II: Map of AR Juvenile Detention Centers</i>	18

DYS FY 2019 Fourth Quarter Statistics – Highlights

Total Commitments for Fourth Quarter FY 2017-2019

2019 = 81 2018 = 101 2017 = 121

Commitments by Offense (Figure 1)

Felony = 62% Misdemeanor = 38%

First Commitments vs. Recommits (Figure 2)

First Commits = 69% Recommits = 31%

Violent vs. Non-Violent Offenses (Figure 3)

Violent offenses = 16% Non-violent offenses = 84%

Commitments by Age, Gender, Race (Figure 4, 5, 6)

Total commitments, gender: 77% male, 23% female

AR youth population, gender: 51% male, 49% female

Total commitments, race: 48% African American, 31% white, 21% other

AR youth population, race: 20% African American, 77% white, 3% other

Ages of committed youth: 12–19 years

More than half of youth were 16–17 years old.

Commitments by County (Figure 7)

Top committing counties this quarter

- 1) Washington (7)
- 2) Pulaski, Ouachita, Craighead (6)
- 3) Saline, Union (5)

Commitments by District (Figure 8)

Top committing districts this quarter

- 1) 13th – Calhoun, Cleveland, Columbia, Dallas, Ouachita, and Union Counties (13)
- 2) 2nd – Clay, Craighead, Crittenden, Greene, Mississippi, and Poinsett Counties (8)
- 3) 4th – Madison and Washington Counties (7)

Commitments by District by Year (Figure 9)

Largest Reduction in Commitments Over Same Quarter Last Fiscal Year

- 1) 13th – Ashley, Bradley, Chicot, Desha, and Drew Counties (8)
- 2) 17th – Prairie and White Counties (5)

Largest Increase in Commitments Over Same Quarter Last Fiscal Year

- 1) 4th – Madison and Washington Counties (-4)
- 2) 2nd – Clay, Craighead, Crittenden, Greene, Mississippi, and Poinsett Counties; 22nd – Saint Francis County (-3)

Youth Served by Community Based Providers (CBP) Services (Figure 11)

Top Districts with youth and families served

- 1) 6th – Perry and Pulaski Counties (210)
- 2) 4th – Madison and Washington Counties (208)
- 3) 2nd – Clay, Craighead, Crittenden, Greene, Mississippi, and Poinsett Counties (203)

DYS Vision Statement

Arkansas's juvenile justice system is a leader in reform and collaboration across the state, working to prevent most youth from ever needing legal intervention and providing those that do with effective rehabilitation and reintegration; youth that become involved with the juvenile justice system are treated, educated, and equipped with the tools they need to find success as productive and responsible members of collective society.

DYS Mission Statement

The Division of Youth Services' mission is to provide effective community-based prevention, diversion, appropriate correction and rehabilitation, improved education and thorough aftercare in order to enhance the comprehensive well-being of the youth of Arkansas involved in the juvenile justice system.

Figure 1: Commitments by Offense
April–June 2019

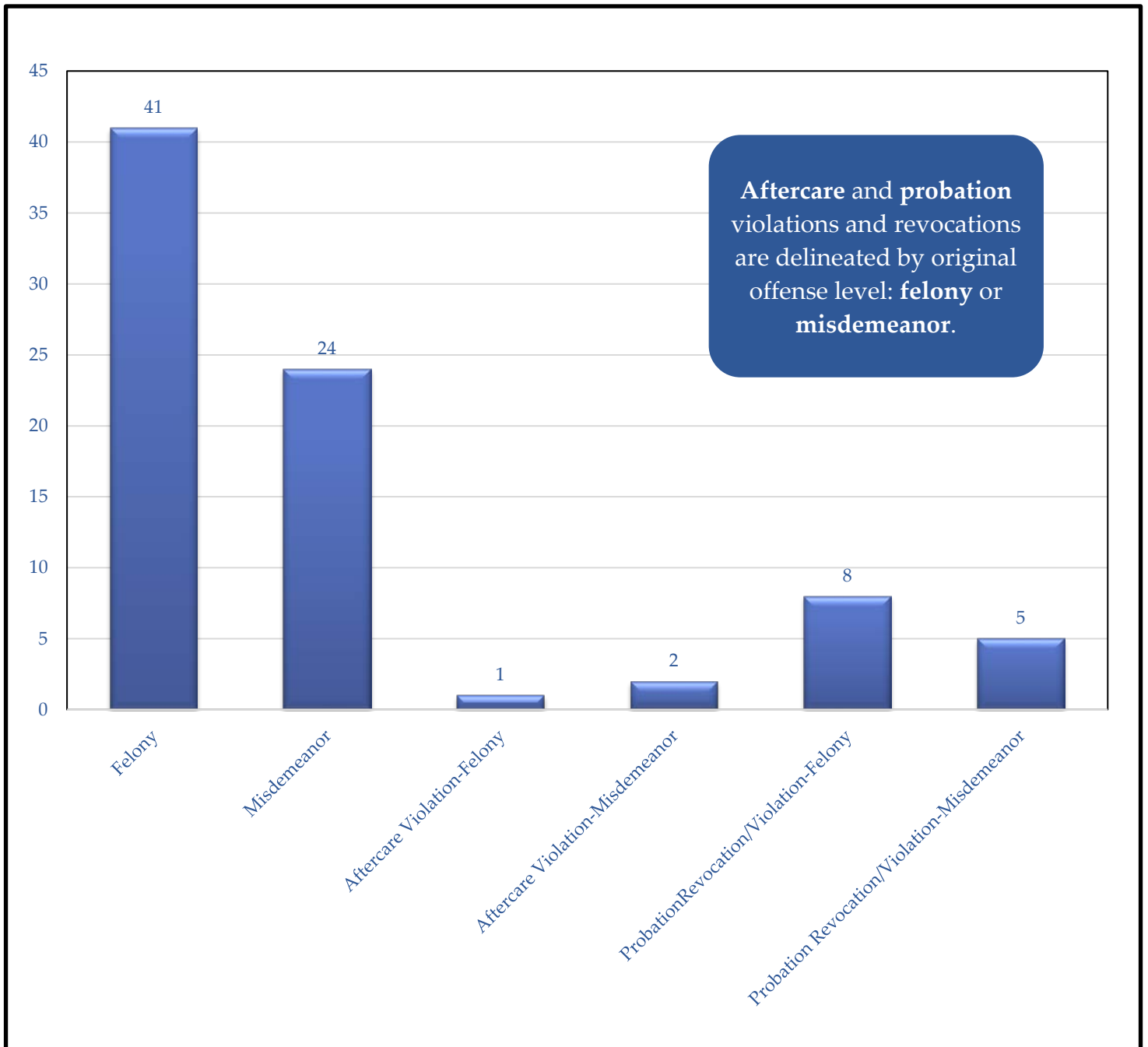
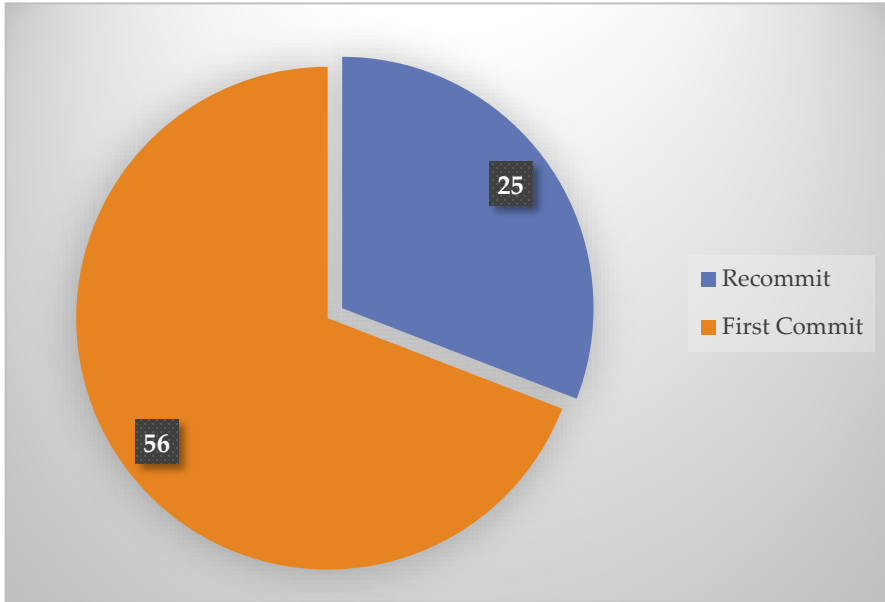


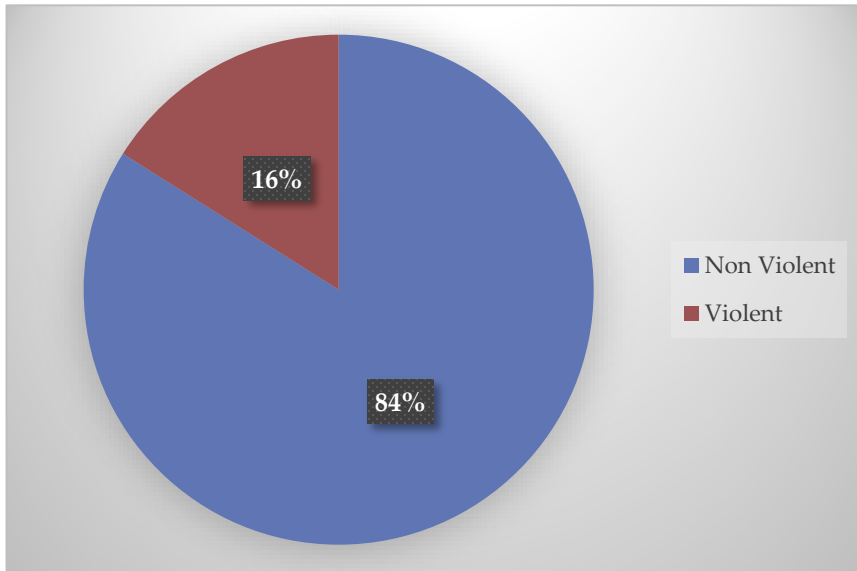
Figure 2: First Commitments vs. Recommits
April–June 2019



WHAT ARE RECOMMITTS?

Recommit(ment)s represent youth who have been previously committed to DYS and received a new order of commitment this quarter; in short, this is not their first time in DYS custody.

Figure 3: Violent vs. Non-Violent Offenses
April–June 2019



Violent Offenses are defined by Arkansas § 5-73-104 (d)(2) including attempts, solicitation or conspiracy to commit.

- VIOLENT OFFENSES:**
- 1st & 2nd degree Murder
 - Kidnapping
 - Aggravated Robbery
 - Rape
 - 1st degree Battery
 - Terroristic Act
 - 1st & 2nd degree Sexual Assault
 - 1st degree Domestic Battery
 - Residential Burglary
 - Aggravated Residential Burglary
 - Unlawful Discharge of a Firearm from a Vehicle
 - Criminal Use of a Firearm from a Vehicle (FB)
 - Capital Murder

**Figure 4: Commitments by Age, Sex, and Race
April–June 2019**

Age (yrs.)	African-American		White		Other		TOTAL
	male	female	male	female	male	female	
11							
12					1		1
13	2			1			3
14	9		1	1	1	1	13
15	2	2	4	3	2	1	14
16	9	1	5	1	6	2	24
17	10	3	7	2	3		25
18							
19		1					1
TOTAL	32	7	17	8	13	4	81

**Figure 5: Commitments by Age and Gender
April–June 2019**

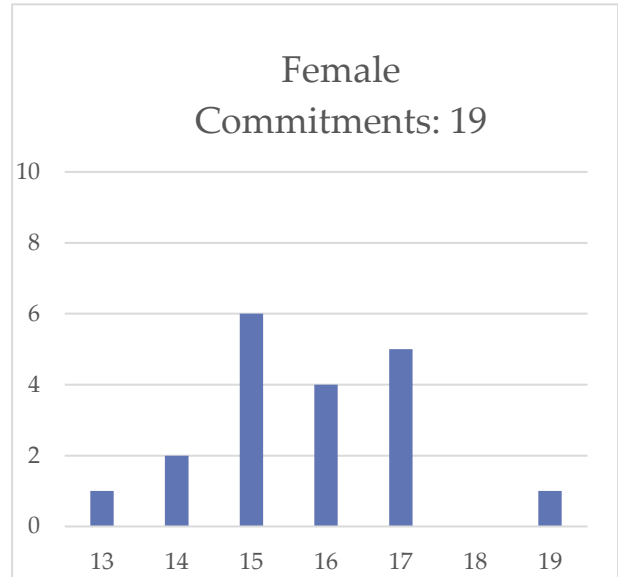
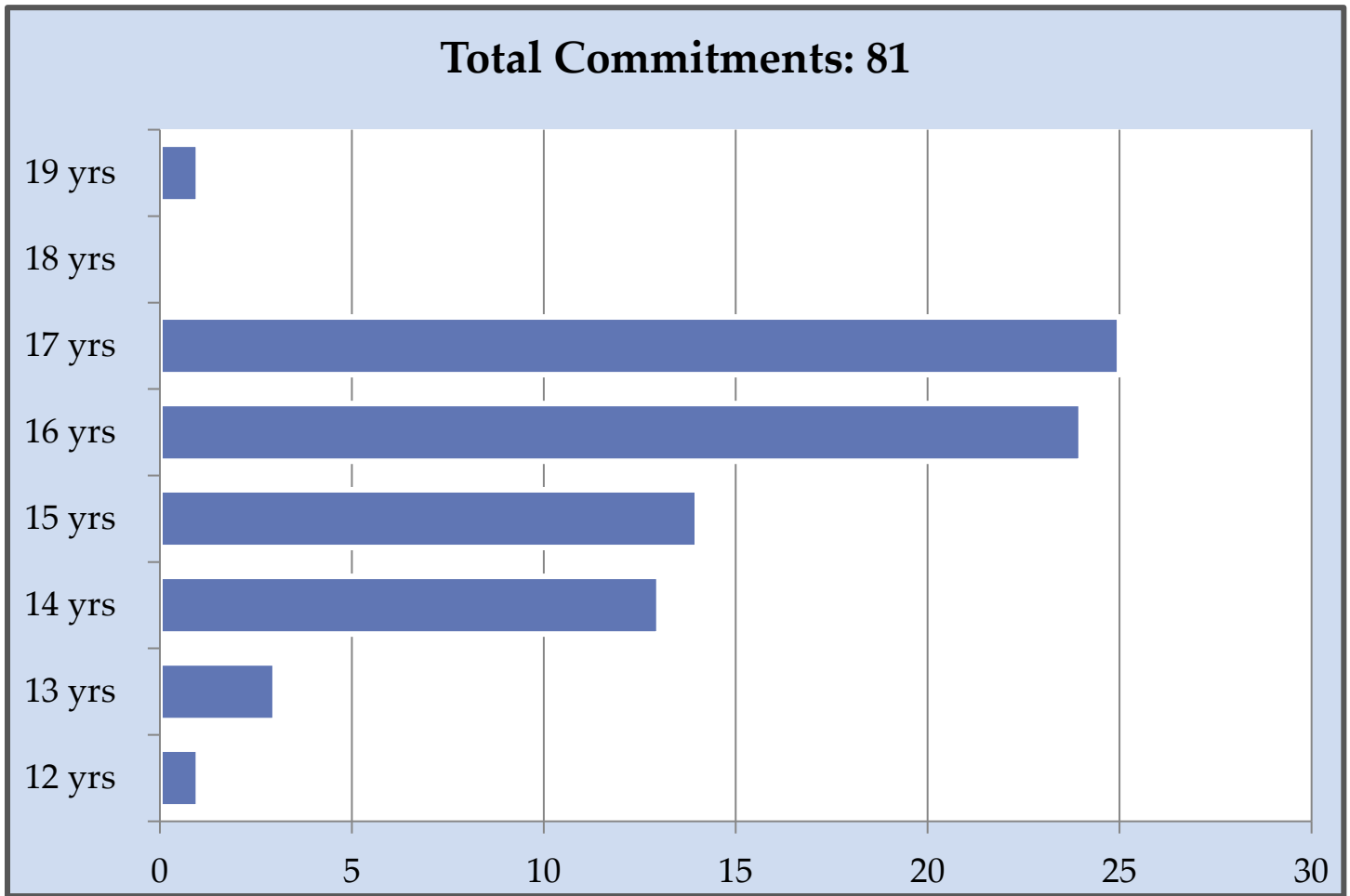
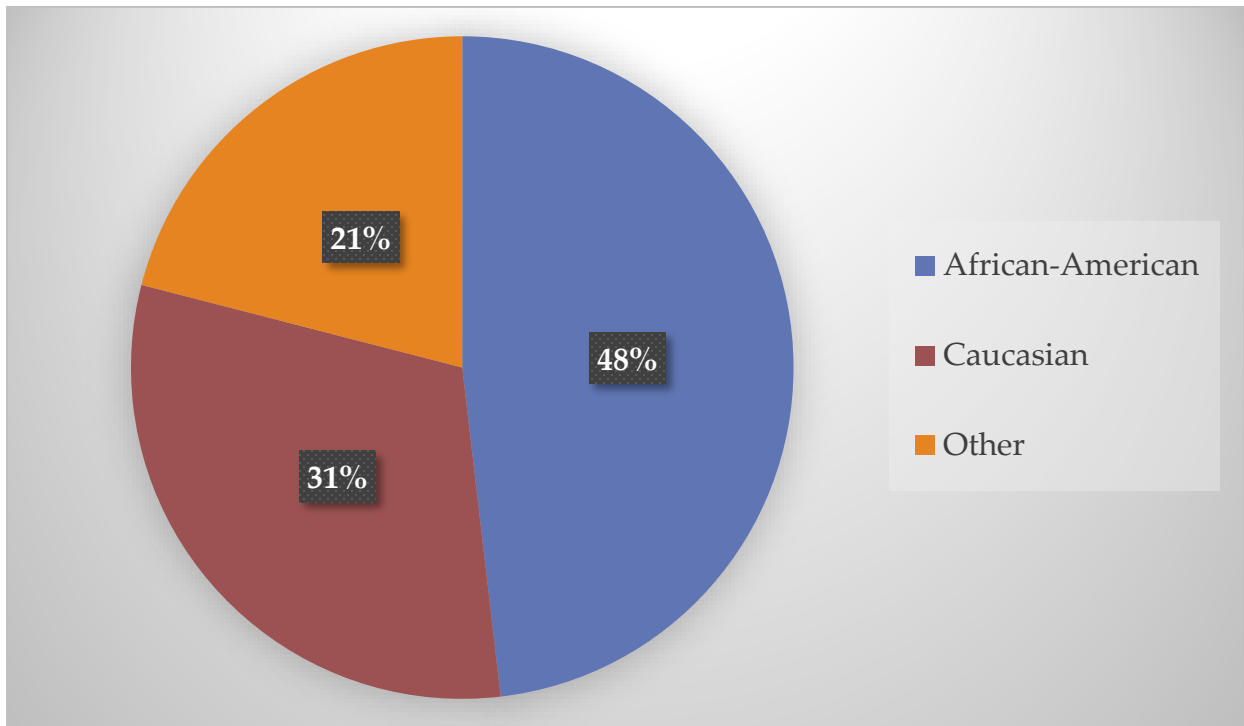


Figure 6: Commitments by Race
April–June 2019



Statewide, **African-American** youth make up **20 percent** of the adolescent population, while **white** youth account for **77 percent**.

Data Source:

https://www.ojjdp.gov/ojstatbb/ezapop/asp/comparison_display.asp

Figure 7: Commitments by Race by County April–June 2019

Committing County	African-American	White	Other	TOTAL
Arkansas				
Ashley		1		1
Baxter				
Benton			1	1
Boone				
Bradley				
Calhoun				
Carroll		1		1
Chicot				
Clark	1		2	3
Clay				
Cleburne				
Cleveland				
Columbia	2			2
Conway				
Craighead	3	3		6
Crawford				
Crittenden	1			1
Cross		1		1
Dallas				
Desha				
Drew			1	1
Faulkner	1	1		2
Franklin	1			1
Fulton				
Garland			1	1
Grant				
Greene				
Hempstead	2	1	1	4
Hot Spring	1			1
Howard	1	2		3
Independence				
Izard				
Jackson				
Jefferson	3			3
Johnson				
Lafayette				
Lawrence		2	1	3
Lee	1			1
Lincoln				

*
NOTE
Zeros have been omitted from this chart for visual clarity
*

Figure 7: Commitments by Race by County (continued)
April–June 2019

Committing County	African-American	White	Other	TOTAL
Little River				
Logan		1	1	2
Lonoke				
Madison				
Marion				
Miller	3		1	4
Mississippi				
Monroe				
Montgomery				
Nevada	1			1
Newton				
Ouachita	5		1	6
Perry				
Phillips	1			1
Pike				
Poinsett	1			1
Polk				
Pope		1		1
Prairie				
Pulaski	6			6
Randolph				
Saint Francis				
Saline	1	4		5
Scott				
Searcy				
Sebastian		1	1	2
Sevier		1		1
Sharp			1	1
Stone				
Union	3	2		5
Van Buren				
Washington	1	2	4	7
White			1	1
Woodruff				
Yell		1		1
TOTAL	39	25	17	81

Figure 8: Commitments by District April–June 2019

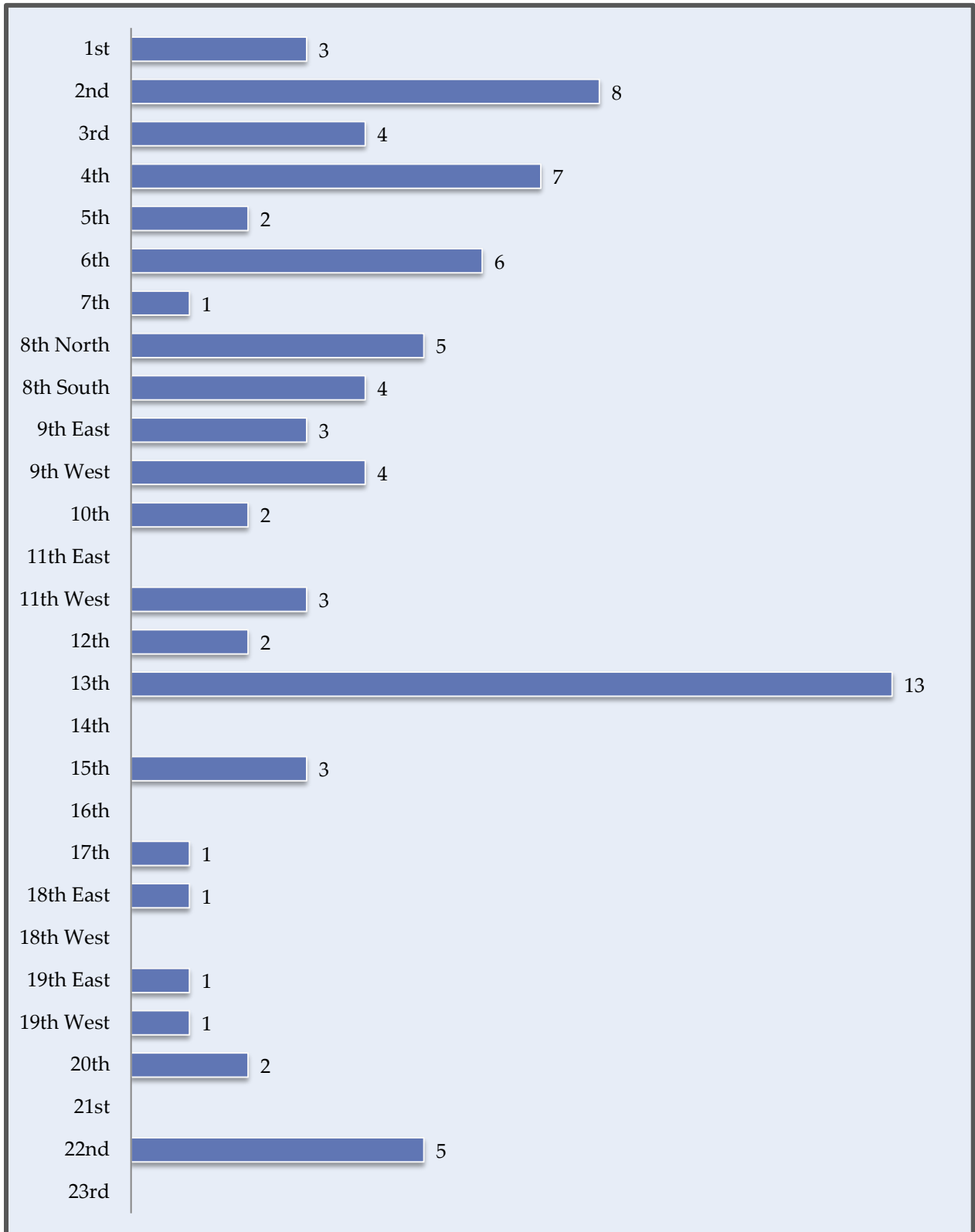


Figure 9: Commitments by District by Year April–June 2019

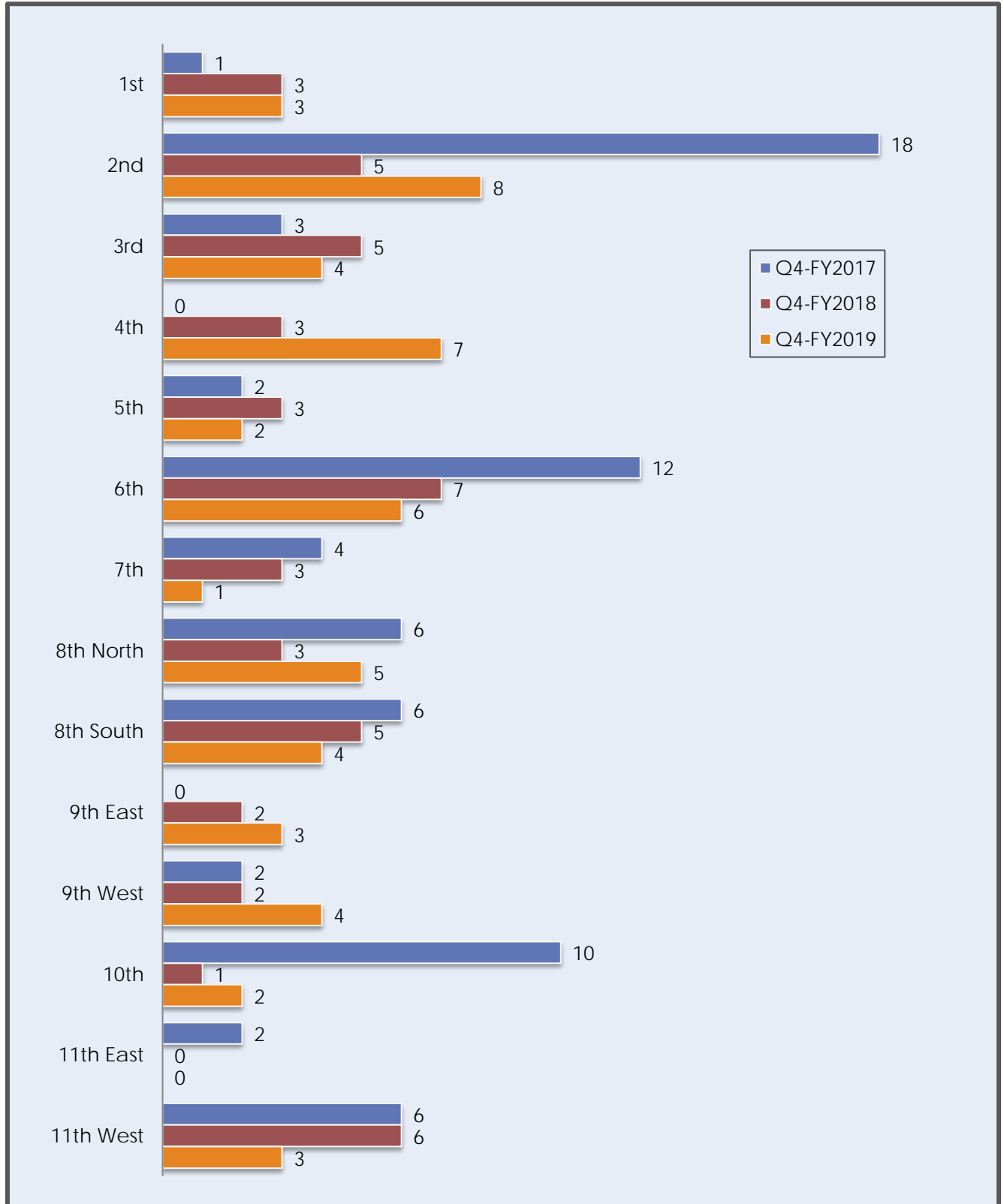


Figure 9: Commitments by District by Year (cont.)
April–June 2019

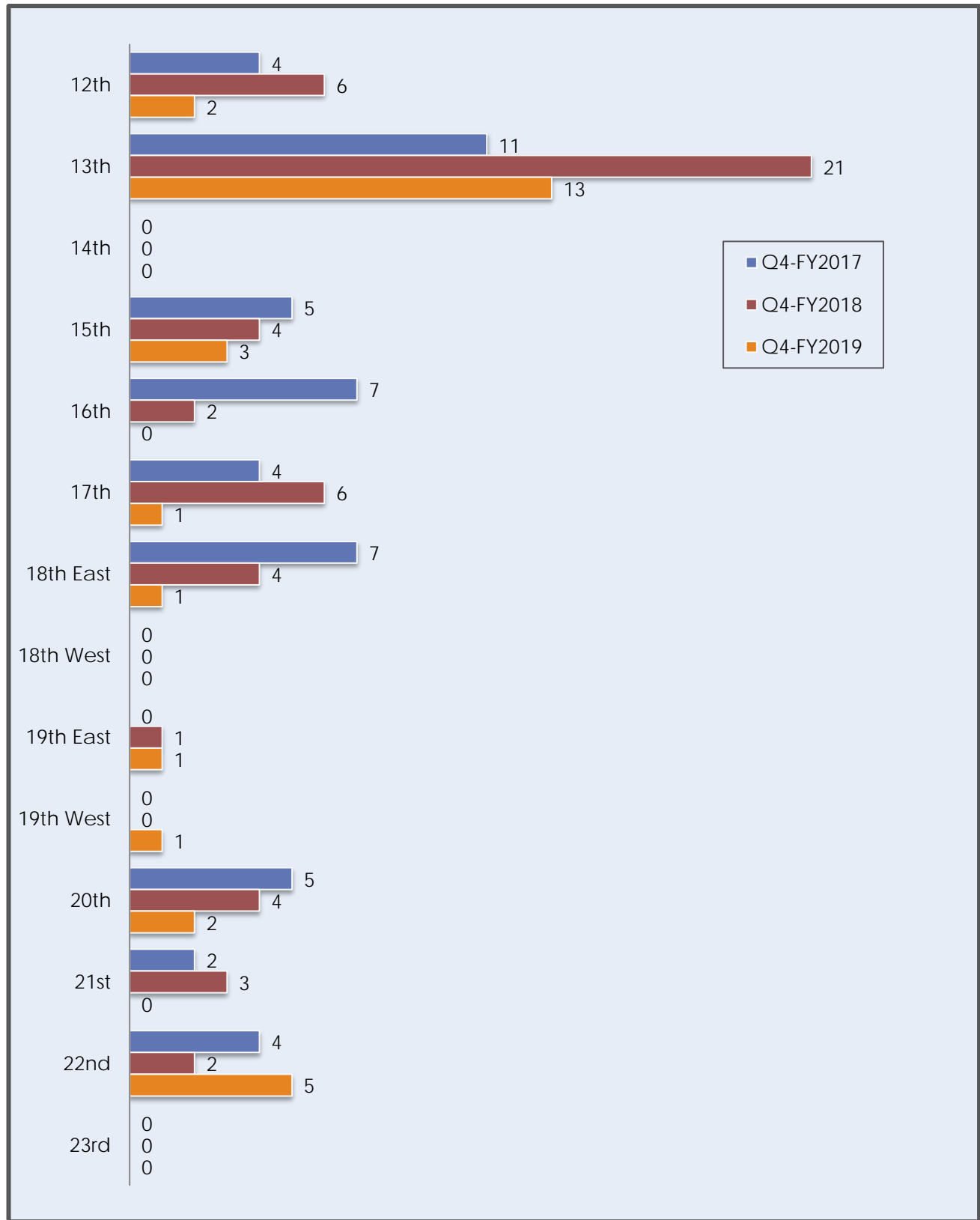
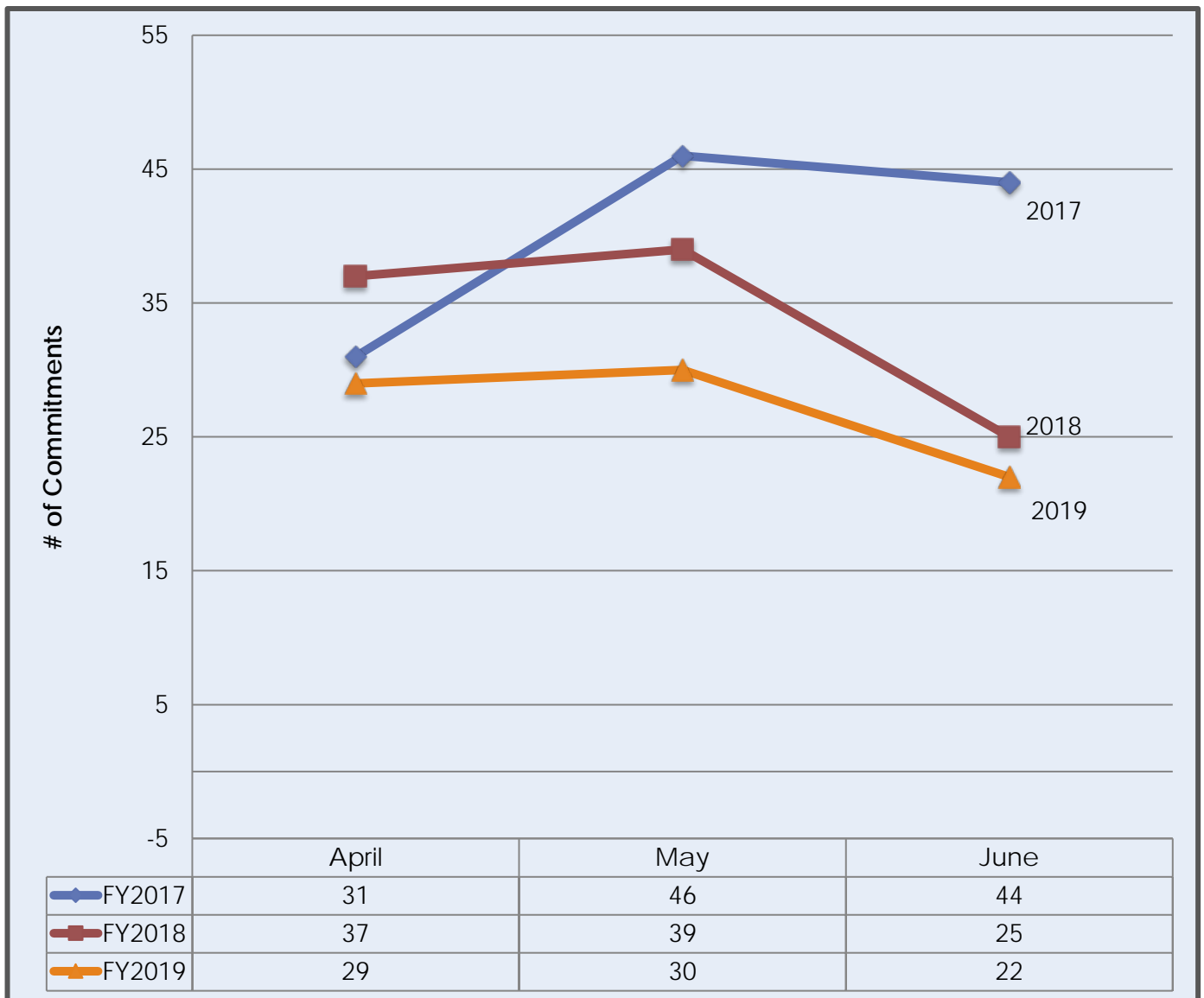
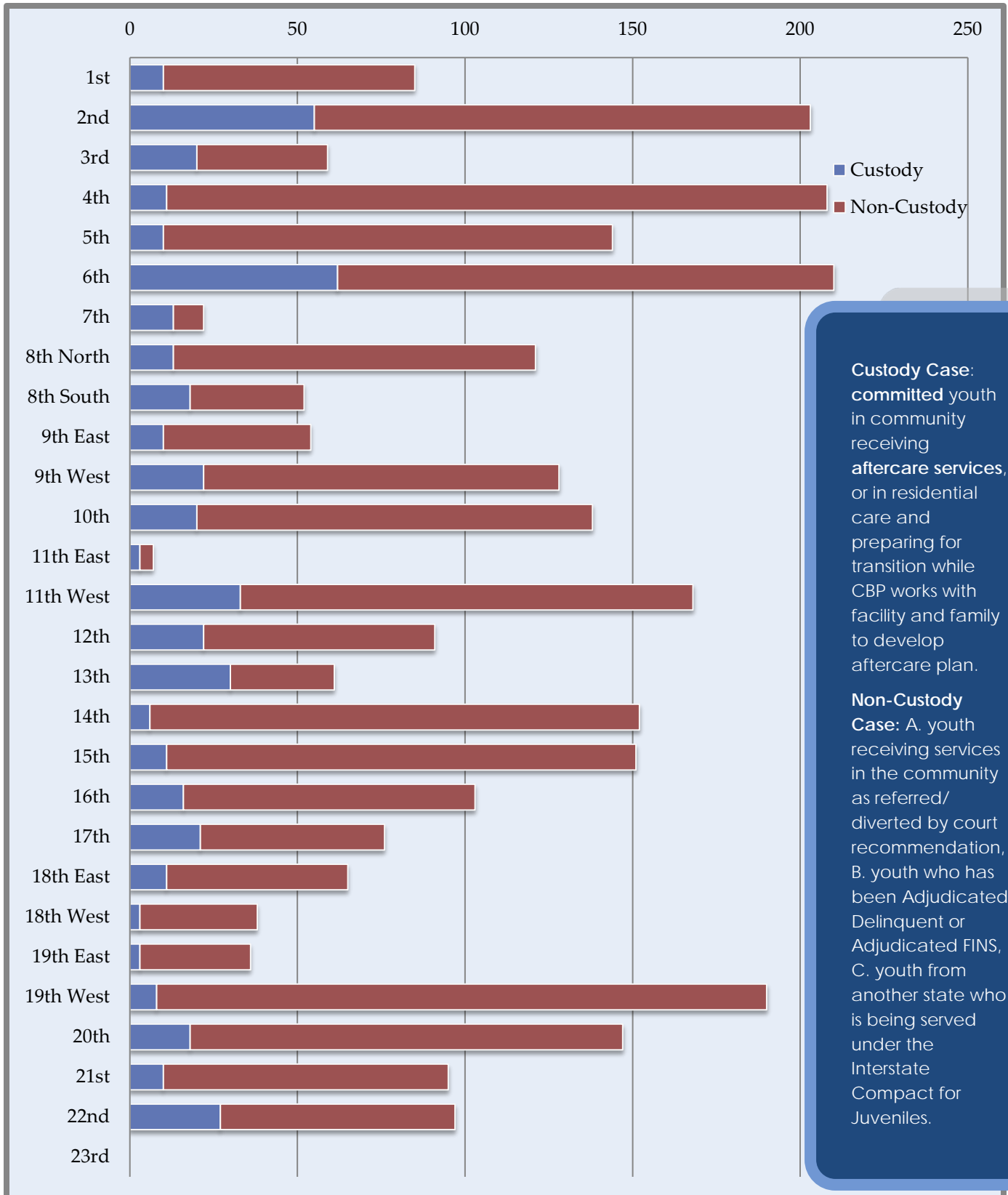


Figure 10: Total Commitments for Quarter with Reference to Previous Years
April–June 2019



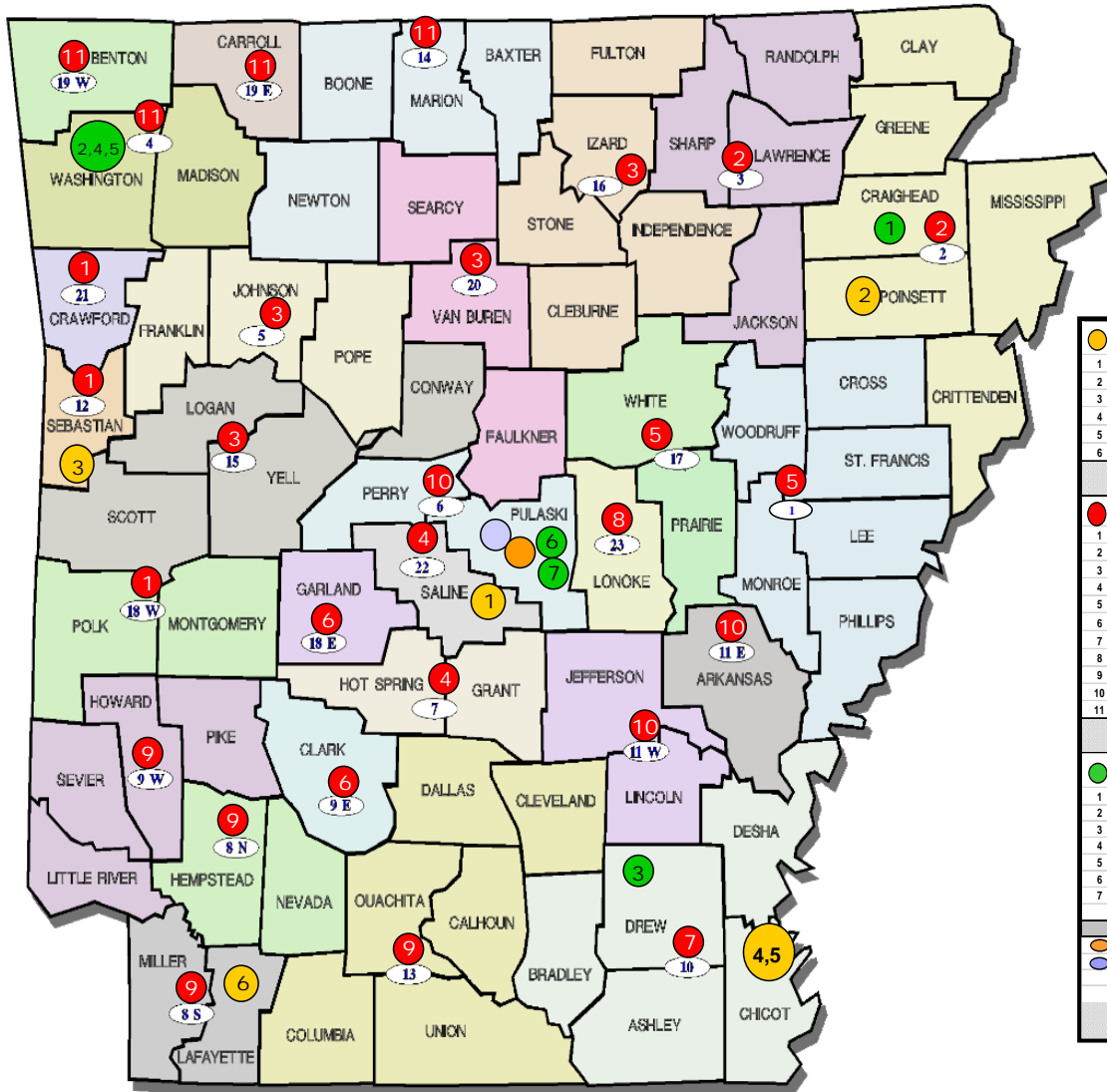

Commitments for Q3 of this year (**81**) are down from last year (**101**) and from FY 2017 (**121**).

Figure 11: Youth Served by Community-Based Provider (CBP) Services by Judicial District



Map of AR DYS Treatment Centers, Specialized Residential Programs, and Community-Based Providers

Appendix I



Regional Treatment Centers and Correctional Facility	Location	Residential Beds (Max)
1 Arkansas Juvenile Assessment & Treatment Center	Alexander	120
2 Harrisburg Juvenile Treatment Center	Harrisburg	32
3 Mansfield Juvenile Treatment Center	Mansfield	16/G & 30/B
4 Dermott Juvenile Correctional Facility	Dermott	40
5 Dermott Juvenile Treatment Center	Dermott	32
6 Lewisville Juvenile Treatment Center	Lewisville	32
Total Beds		324

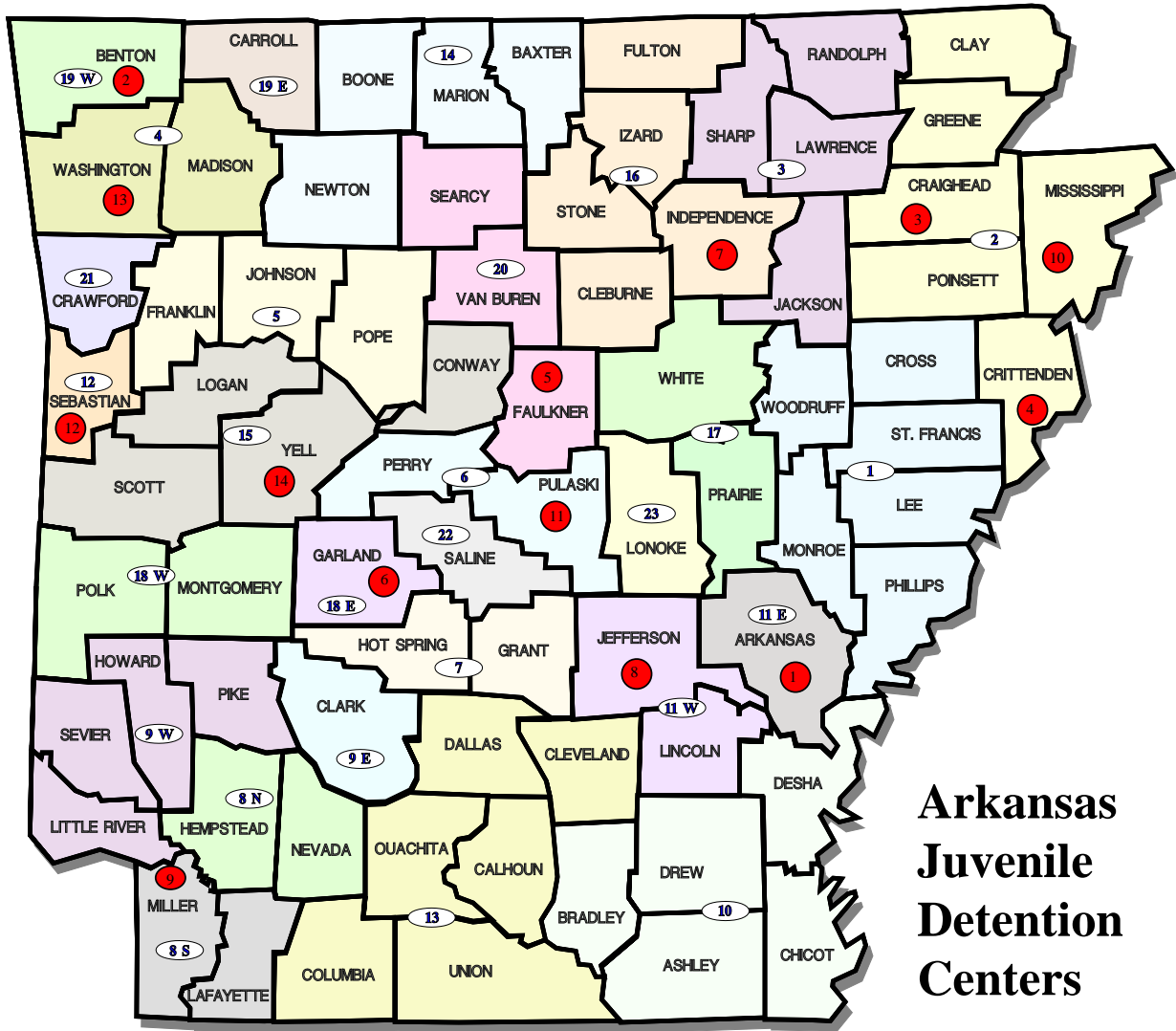
Community Based Youth Service Providers	Location	Judicial Districts
1 Comprehensive Juvenile Services	Ft. Smith	12, 18W, 21
2 Consolidated Youth Services	Jonesboro	2, 3
3 Community Services, Inc.	Morrilton	5, 15, 16, 20
4 Counseling Clinic, Inc.	Benton	7, 22
5 East Arkansas Youth Services	Marion	1, 17
6 Ouachita Children's Center	Hot Springs	9E, 18E
7 Phoenix Youth & Family Services	Crossett	10
8 Professional Counseling Associates	Lonoke	23
9 SW AR Counseling & Mental Health Center	Texarkana	13, 8N, 8S, 9W
10 United Family Services	Pine Bluff/Little Rock	6, 11E, 11W
11 Youth Bridge, Inc.	Fayetteville	4, 14, 19E, 19W

Specialized Residential Programs	Location	Service Type
1 Consolidated Youth Services ASAP	Jonesboro	Sex Offender Tx
2 Piney Ridge Psychiatric Center	Fayetteville	Sex Offender Tx
3 Vera Loyd Therapeutic Group Home	Monticello	Therapeutic GH
4 Youth Bridge Therapeutic Group Home (Male)	Fayetteville	Therapeutic GH
5 Youth Bridge Substance Abuse Treatment	Fayetteville	Substance Abuse
6 Arkansas State Hospital	Little Rock	Mental Health
7 Destiny House	Little Rock	Therapeutic GH

CCS Assessment	Little Rock	Statewide Assessments
UAMS Adolescent Sexual Adjustment Program	Little Rock	Outpatient Assessment/Treatment

Map of AR Juvenile Detention Centers

Appendix II



1. *Arkansas County JDC, DeWitt	8. *Jefferson County JDC, Pine Bluff
2. Benton County JDC, Bentonville	9. *Miller County JDC, Texarkana
3. Craighead County JDC, Jonesboro	10. Mississippi County JDC, Luxora
4. Crittenden County JDC, West Memphis	11. Pulaski County JDC, Little Rock
5. Faulkner County JDC, Conway	12. Sebastian County JDC, Fort Smith
6. *Garland County JDC, Hot Springs	13. Washington County JDC, Fayetteville
7. *Independence County JDC, Batesville (White River JDC)	14. *Yell County JDC, Danville
* Indicates Division of Youth Services (DYS) six (6) Intergovernmental Agreement counties.	