

Oversight Report **Crimes Against Children Division**

(JULY-SEPTEMBER 2012)

Introduction

This report shows the performance of the Arkansas State Police's Crimes Against Children Division (CACD) in the *third quarter* of the year 2012.

The CACD is evaluated on six (6) performance indicators of compliance, which were developed during the Angela R. lawsuit in Federal Court in the 1990's. Also, the indicators are a part of the oversight of the contract with the Arkansas Department of Human Services – Division of Children and Family Services (DCFS).

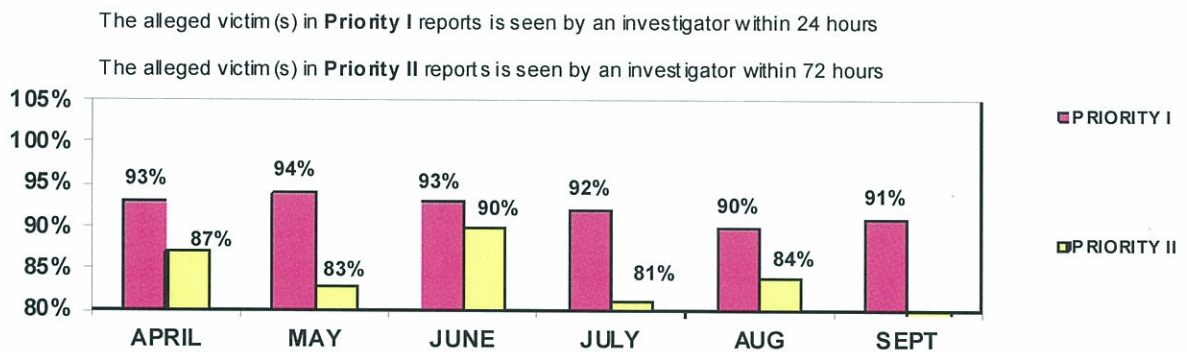
- ✓ Indicator 01b - The alleged victim(s) in Priority I reports is seen by an investigator within 24 hours.
- ✓ Indicator 02b - The alleged victim(s) in Priority II reports is seen by an investigator within 72 hours.
- ✓ Indicator 03b - All children in the home are seen during the investigation.
- ✓ Indicator 04b - The victim is interviewed/observed outside the presence of the offender.
- ✓ Indicator 05b - Parents/Caretakers are interviewed in all investigations.
- ✓ Indicator 06b - Investigations are concluded within 30 days of receipt of the allegation.

This report presents the Crimes Against Children Division's compliance rate with each of the performance indicators, followed by the individual sections' activity. The self-monitored areas are included in the appropriate section; if not previously presented in the performance indicator information.

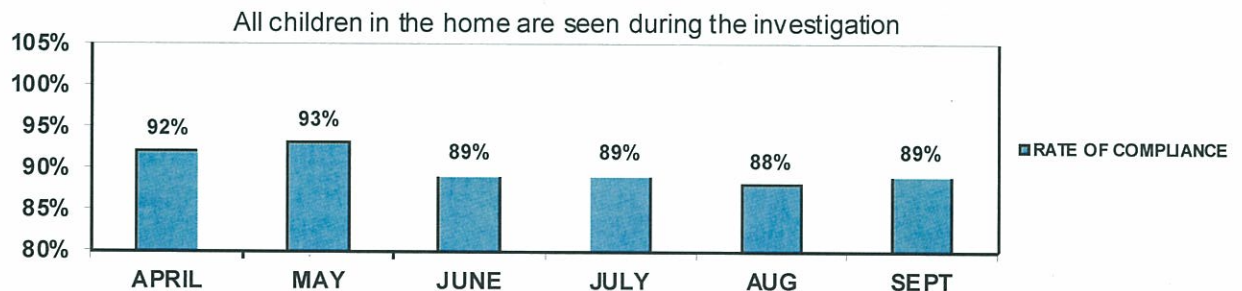
Compliance Rates

By contract with the Department of Human Services, the Crimes Against Children Division is required to meet a minimum of 85% compliance in each Performance Indicator. The compliance rates reported here are from the monthly Compliance Outcome Report (COR) published by the Division of Children and Family Services.

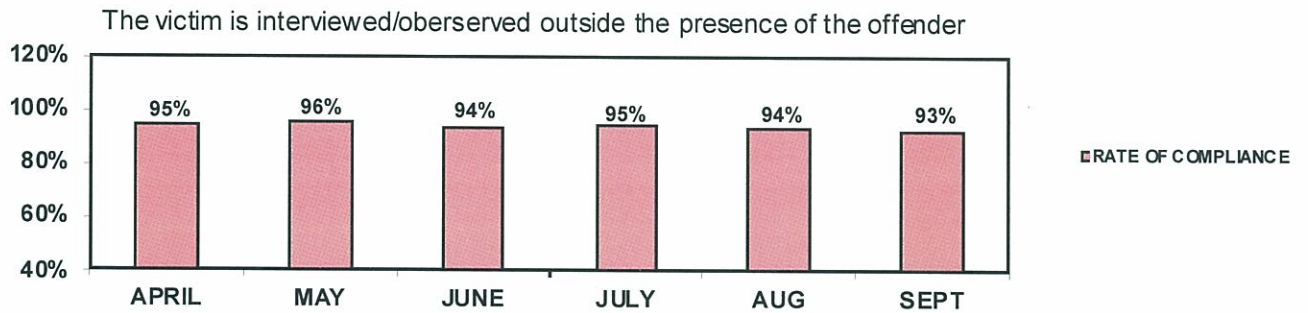
Performance Indicators 1b and 2b require that victim children are seen within 24 hours in a Priority I and 72 hours in a Priority II allegation, respectively.



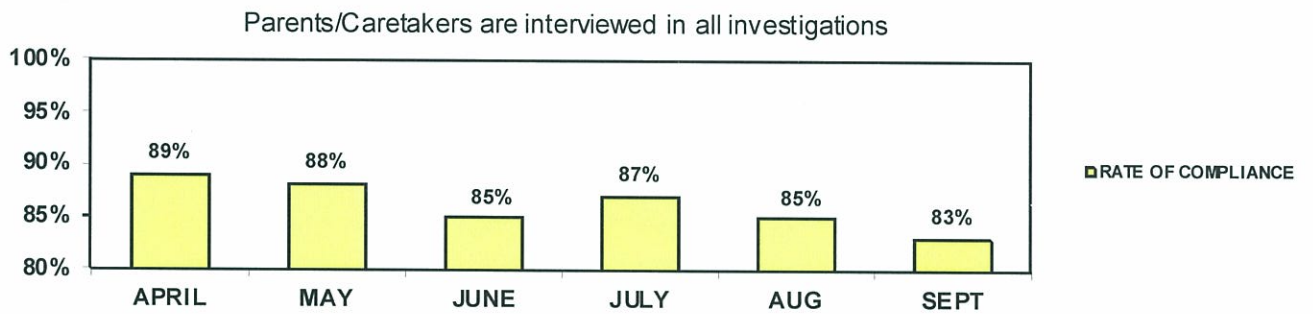
Performance indicators 3b – All children in the home are seen during the investigation.



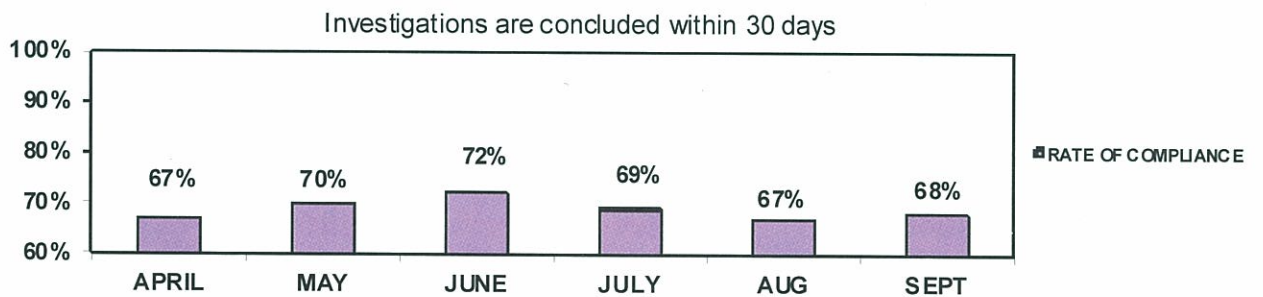
Performance indicator 4b – The child is interviewed (non-verbal children observed) outside the presence of the alleged offender.



Performance indicators 5b – Parents/Caretakers are interviewed in all cases.



Performance indicator 6b – Investigations completed within 30 days of receipt.



Investigation Section

As demonstrated in the chart, the 'true' rate averaged **44%** for the months of July, August and September.

<u>Month</u>	<u>Opened</u>	<u>Closed</u>	<u>True</u>	<u>Sub Rate</u>	<u>Total Active</u>	<u>Active >30</u>
July	499	440	197	45%	545	260
August	493	504	242	48%	695	274
September	486	404	158	39%	689	334

When a Priority I allegation is received, local law enforcement is notified. The local agency has the option of conducting the investigation independently or jointly with CACD, or declining involvement at that point. If local authorities decline to investigate and if the CACD investigator finds sufficient information to suspect that a serious crime has occurred, the investigator shall contact the State Police Criminal Investigation Division (CID) and request that a criminal investigation be conducted.

CACD investigators forward reports on 'true' investigations to the prosecuting attorney for review and possible criminal prosecution.

Child Abuse Hotline

Hotline activity during the three (3) months:

	<u>Calls</u> <u>Received</u>	<u>Reports</u> <u>Accepted</u>
July	4,814	2,834
August	5,398	3,234
September	5,054	3,288

The following chart demonstrates the relationship of the "Sexual & Physical Abuse" Priority I & II reports to the total number of cases accepted by the Hotline for investigation. The Hotline dispatched **1,518** cases for investigation by the CACD during the three-month period, while DCFS was assigned **7,838** Priority II cases.

	<u>Total</u> <u>Reports</u>	<u># Sexual &</u> <u>Physical</u> <u>Abuse</u>	<u>% Total = Sexual &</u> <u>Physical Abuse</u>
July	2,834	499	18%
August	3,234	499	15%
September	3,288	520	16%
Total	9,356	1,518	16%

ABUSE ALLEGATIONS REPORTED BY TYPE

OCTOBER 2011		NOVEMBER 2012	
<i>Allegation Title</i>	<i># Reported</i>	<i>Allegation Title</i>	<i># Reported</i>
Bruises Cuts & Welts	10	Bruises Cuts & Welts	6
Abuse with a Deadly Weapon	4	Abuse with a Deadly Weapon	7
Bone Fractures	7	Bone Fractures	8
Brain Damage/Skull Fracture	3	Brain Damage/Skull Fracture	1
Burns/Scalding	17	Burns/Scalding	13
Failure to Protect/Thrive	25	Failure to Protect/Thrive	0
Immersion/Death	1/1	Immersion/Death	0/1
Indecent Exposure	15	Indecent Exposure	20
Internal Injuries	1	Internal Injuries	0
Juvenile Aggressor	1	Juvenile Aggressor	2
Malnutrition	0	Malnutrition	1
Medical Neglect of Dis. Infant	0	Medical Neglect of Dis. Infant	0
Oral Sex/ Mental Injury	30/2	Oral Sex / Mental Injury	43/2
Poison/Noxious	12	Poison/Noxious	10
Pornography	20	Pornography	16
Sexual Contact	301	Sexual Contact	368
Sexual Exploitation	16	Sexual Exploitation	11
Sexual Penetration	125	Sexual Penetration	146
Voyeurism	2	Voyeurism	1
Subdural Hematoma	4	Subdural Hematoma	1
Suffocation	27	Suffocation	28
Threat of Harm	21	Threat of Harm	13
Total for Month	645	Total for Month	698

DECEMBER 2011		JANUARY 2012	
<i>Allegation Title</i>	<i># Reported</i>	<i>Allegation Title</i>	<i># Reported</i>
Bruises Cuts & Welts	10	Bruises Cuts & Welts	9
Abuse with a Deadly Weapon	4	Abuse with a Deadly Weapon	5
Bone Fractures	16	Bone Fractures	16
Brain Damage/Skull Fracture	2	Brain Damage/Skull Fracture	2
Burns/Scalding	11	Burns/Scalding	14
Failure to Protect/Thrive	19/1	Failure to Protect/Thrive	31/2
Immersion/Death	0/5	Immersion/Death	0/2
Indecent Exposure	13	Indecent Exposure	22
Internal Injuries	0	Internal Injuries	1
Juvenile Aggressor	1	Juvenile Aggressor	1
Malnutrition	0	Malnutrition	0
Medical Neglect of Dis. Infant	0	Medical Neglect of Dis. Infant	0
Oral Sex / Mental Injury	32/2	Oral Sex/ Mental Injury	45/2
Poison/Noxious	4	Poison/Noxious	10
Pornography	10	Pornography	25
Sexual Contact	252	Sexual Contact	381
Sexual Exploitation	14	Sexual Exploitation	18
Sexual Penetration	109	Sexual Penetration	147
Voyeurism	9	Voyeurism	2
Subdural Hematoma	2	Subdural Hematoma	2
Suffocation	19	Suffocation	25
Threat of Harm	14	Threat of Harm	14
Total for Month	549	Total for Month	774

ABUSE ALLEGATIONS REPORTED BY TYPE

FEBRUARY 2012		MARCH 2012	
<i>Allegation Title</i>	<i># Reported</i>	<i>Allegation Title</i>	<i># Reported</i>
Bruises Cuts & Welts	17	Bruises Cuts & Welts	12
Abuse with a Deadly Weapon	9	Abuse with a Deadly Weapon	7
Bone Fractures	9	Bone Fractures	6
Brain Damage/Skull Fracture	4	Brain Damage/Skull Fracture	3
Burns/Scalding	17	Burns/Scalding	14
Failure to Protect/Thrive	22/0	Failure to Protect/Thrive	16/1
Immersion/Death	0/2	Immersion	2/4
Indecent Exposure	14	Indecent Exposure	22
Internal Injuries	0	Internal Injuries	1
Juvenile Aggressor	0	Juvenile Aggressor	0
Malnutrition	0	Malnutrition	0
Medical Neglect of Dis. Infant	0	Medical Neglect of Dis. Infant	0
Oral Sex / Mental Injury	34/2	Oral Sex / Mental Injury	42/2
Poison/Noxious	8	Poison/Noxious	9
Pornography	18	Pornography	18
Sexual Contact	368	Sexual Contact	348
Sexual Exploitation	11	Sexual Exploitation	16
Sexual Penetration	135	Sexual Penetration	140
Voyeurism	9	Voyeurism	5
Subdural Hematoma	2	Subdural Hematoma	0
Suffocation	33	Suffocation	29
Threat of Harm	15	Threat of Harm	15
Total for Month	729	Total for Month	712
APRIL 2012		MAY 2012	
<i>Allegation Title</i>	<i># Reported</i>	<i>Allegation Title</i>	<i># Reported</i>
Bruises Cuts & Welts	12	Bruises Cuts & Welts	12
Abuse with a Deadly Weapon	4	Abuse with a Deadly Weapon	9
Bone Fractures	15	Bone Fractures	15
Brain Damage/Skull Fracture	4	Brain Damage/Skull Fracture	0
Burns/Scalding	20	Burns/Scalding	22
Failure to Protect/Thrive	17/0	Failure to Protect/Thrive	25/1
Immersion/Inadequate Sup./Death	0/0/3	Immersion/Death	1/4
Indecent Exposure	31	Indecent Exposure	26
Internal Injuries	0	Internal Injuries	0
Juvenile Aggressor	1	Juvenile Aggressor	2
Malnutrition	1	Malnutrition	0
Medical Neglect of Dis. Infant	0	Medical Neglect of Dis. Infant	0
Oral Sex/ Mental Injury	36/1	Oral Sex / Mental Injury	30/2
Poison/Noxious	10	Poison/Noxious	12
Pornography	14	Pornography	17
Sexual Contact	315	Sexual Contact	346
Sexual Exploitation	34	Sexual Exploitation	21
Sexual Penetration	112	Sexual Penetration	152
Voyeurism	15	Voyeurism	3
Subdural Hematoma	2	Subdural Hematoma	2
Suffocation	30	Suffocation	33
Threat of Harm	14	Threat of Harm	23
Total for Month	691	Total for Month	768

ABUSE ALLEGATIONS REPORTED BY TYPE

JUNE 2012		JULY 2012	
<i>Allegation Title</i>	<i># Reported</i>	<i>Allegation Title</i>	<i># Reported</i>
Bruises Cuts & Welts	11	Bruises Cuts & Welts	17
Abuse with a Deadly Weapon	4	Abuse with a Deadly Weapon	3
Bone Fractures	8	Bone Fractures	11
Brain Damage/Skull Fracture	6	Brain Damage/Skull Fracture	2
Burns/Scalding	15	Burns/Scalding	16
Failure to Protect/Thrive	10/0	Failure to Protect/Thrive	23/1
Immersion/ Death	2/3	Immersion/Inadequate Sup./Death	4/29/6
Indecent Exposure	27	Indecent Exposure	28
Internal Injuries	2	Internal Injuries	0
Juvenile Aggressor	0	Juvenile Aggressor	0
Malnutrition	0	Malnutrition	0
Medical Neglect of Dis. Infant	0	Medical Neglect of Dis. Infant	0
Oral Sex / Mental Injury	35/1	Oral Sex/ Mental Injury	43/1
Poison/Noxious	7	Poison/Noxious	10
Pornography	25	Pornography	17
Sexual Contact	292	Sexual Contact	350
Sexual Exploitation	13	Sexual Exploitation	10
Sexual Penetration	156	Sexual Penetration	135
Voyeurism	6	Voyeurism	15
Subdural Hematoma	1	Subdural Hematoma	0
Suffocation	14	Suffocation	16
Threat of Harm	12	Threat of Harm	17
Total for Month	650	Total for Month	754
AUGUST 2012		SEPTEMBER 2012	
<i>Allegation Title</i>	<i># Reported</i>	<i>Allegation Title</i>	<i># Reported</i>
Bruises Cuts & Welts	15	Bruises Cuts & Welts	28
Abuse with a Deadly Weapon	5	Abuse with a Deadly Weapon	8
Bone Fractures	6	Bone Fractures	13
Brain Damage/Skull Fracture	5	Brain Damage/Skull Fracture	4
Burns/Scalding	13	Burns/Scalding	18
Failure to Protect/Thrive	17/0	Failure to Protect/Thrive	15/0
Immersion/Death	3/6	Immersion/ Death	1 / 2
Indecent Exposure	29	Indecent Exposure	15
Internal Injuries	0	Internal Injuries	0
Juvenile Aggressor	3	Juvenile Aggressor	6
Malnutrition	2	Malnutrition	1
Medical Neglect of Dis. Infant	0	Medical Neglect of Dis. Infant	0
Oral Sex / Mental Injury	37/1	Oral Sex / Mental Injury	34/1
Poison/Noxious	12	Poison/Noxious	9
Pornography	14	Pornography	15
Sexual Contact	340	Sexual Contact	331
Sexual Exploitation	15	Sexual Exploitation	13
Sexual Penetration	128	Sexual Penetration	130
Voyeurism	0	Voyeurism	7
Subdural Hematoma	4	Subdural Hematoma	1
Suffocation	16	Suffocation	37
Threat of Harm	11	Threat of Harm	20
Total for Month	682	Total for Month	709

SECTION II

**CRIMES AGAINST CHILDREN
DIVISION**

**SEVERE PHYSICAL & SEXUAL
ABUSE ALLEGATIONS REPORTED
BY TYPE
&
CIVILIAN INVESTIGATORS' ACTIVITIES**

QUARTERLY REPORT

JULY - SEPTEMBER 2012

CHART A (July 2012)
ARKANSAS STATE POLICE CRIMES AGAINST CHILDREN DIVISION
CIVILIAN INVESTIGATIONS (CI)

[illegible]

CHART A (July 2012)
ARKANSAS STATE POLICE CRIMES AGAINST CHILDREN DIVISION
CIVILIAN INVESTIGATIONS (CI)

	ASSIGNED	CLOSED	TRUE	UNSUB	INACTIVE	OVER 30 DAYS	INITIATED	COMPLETED
AREA 4 INVESTIGATORS								
1 Charles Anderson	5	11	5	6	0	0	5	11
2 Garrick Rogers	10	10	9	1	0	0	10	10
3 Suzanne Harris	0	0	0	0	0	0	0	0
4 Mary Pifer	0	0	0	0	0	3	0	0
5 Daryl Tidwell	11	6	2	4	0	1	11	6
6 Tonya Tackett	9	6	2	4	0	0	9	5
7 Niya Shaw	10	9	6	3	0	0	10	9
Matt Caton - Supervisor	0	0	0	0	0	0	0	0
TOTAL	45	42	24	18	0	4	45	41
AREA 5 INVESTIGATORS								
1 John Geelan	1	0	0	0	0	0	1	0
2 Mike Hall	9	11	6	5	0	27	9	6
3 Patty Hibbs	7	2	1	1	0	0	7	2
4 Tim Lipscomb	9	6	1	4	1	17	9	6
5 Larry Melville	9	1	0	1	0	30	9	0
6 Darla Thompson	9	8	3	5	0	6	9	7
7 Kim Warner	12	4	1	3	0	25	12	1
Willene Slavik - Supervisor	0	0	0	0	0	0	0	0
TOTAL	56	32	12	19	1	105	56	22
AREA 6 INVESTIGATORS								
1 Renee Owens	14	11	4	7	0	3	14	11
2 Rebecca Underwood	13	10	6	3	1	1	13	9
3 Jamie Moore	13	13	5	8	0	4	13	7
4 Lesley Faulkner	13	12	4	7	1	3	13	7
5 Andy Willis	13	12	4	7	1	14	13	6
6 Lakesha White	14	10	6	4	0	2	14	10
7 Sherrice Vales	6	9	5	4	0	0	6	5
Lea Ann Vanaman - Supervisor	0	0	0	0	0	0	0	0
TOTAL	86	77	34	40	3	27	86	55

CHART A (July 2012)
ARKANSAS STATE POLICE CRIMES AGAINST CHILDREN DIVISION
CIVILIAN INVESTIGATIONS (CI)

	ASSIGNED	CLOSED	TRUE	UNSUB	INACTIVE	OVER 30 DAYS	INITIATED	COMPLETED
AREA 7 INVESTIGATORS								
1 Stephanie Britton	10	7	3	4	0	0	10	6
2 Kay Childs-Travis	9	5	3	2	0	1	9	4
3 Anita Hammons	10	7	5	2	0	2	10	6
4 Dorris Hill	7	5	2	3	0	2	7	4
5 Trinia Isaac	6	2	2	0	0	3	6	2
6 Kimberly Owens	7	8	4	3	1	0	7	7
Phyllis Newton - Supervisor	0	0	0	0	0	0	0	0
TOTAL	49	34	19	14	1	8	49	29
AREA 8 INVESTIGATORS								
1 Alisa Gordon	8	6	4	2	0	3	7	3
2 David Hampton	8	5	3	2	0	3	8	2
3 Emily Hampton	7	5	1	4	0	7	5	5
4 Kathy House	10	4	1	3	0	5	10	4
5 Doug Shuffield	0	0	0	0	0	3	0	0
6 Kristi Williamson	15	8	5	3	0	1	15	7
Laurie Alexander - Supervisor	0	0	0	0	0	0	0	0
TOTAL	48	28	14	14	0	22	45	21
AREA 9 INVESTIGATORS								
1 Charles Anderson	4	0	0	0	0	0	4	0
2 Zack Barnes	7	14	4	10	0	5	7	13
3 Amanda Clay-Chaney	8	14	6	8	0	6	8	12
4 Sarah Longtin	7	15	6	9	0	9	7	2
5 Linda Powell	8	12	7	5	0	7	8	6
6 Suzie Roberts	5	9	1	8	0	0	5	7
7 Tollece Sutter	8	12	8	4	0	9	8	11
Michelle Gatlin - Supervisor	0	0	0	0	0	0	0	0
TOTAL	47	76	32	44	0	36	47	51
UNIT TOTAL	499	440	197	235	8	260	496	321

CHART A (August 2012)
ARKANSAS STATE POLICE CRIMES AGAINST CHILDREN DIVISION
CIVILIAN INVESTIGATIONS (CI)

Administrator - Debbie Roark	ASSIGNED	CLOSED	TRUE	UNSUB	INACTIVE	OVER 30 DAYS	INITIATED	COMPLETED
AREA 1 INVESTIGATORS								
1 Belinda Reynolds	6	9	7	2	0	1	6	8
2 Karis Chastain	9	13	7	6	0	7	9	7
3 Kimberly Pierce	9	4	1	3	0	10	9	3
4 Dale Chiddister	8	9	5	4	0	3	8	5
5 Tracie Moreland	8	10	7	3	0	3	8	7
6 Tiffany Kurkowski	8	11	4	7	0	2	8	10
7 Bob Willis	9	15	8	7	0	6	9	8
8 Jim Kibat	9	8	6	2	0	3	9	6
Ken Hunt - Supervisor	0	0	0	0	0	0	0	0
TOTAL	66	79	45	34	0	35	66	54
AREA 2 INVESTIGATORS								
1 Sherri Buckner	10	8	2	6	0	1	10	8
2 Sam Dorough	8	11	3	8	0	6	8	8
3 Dana Dusha	10	8	2	6	0	4	9	8
4 Tara Flute	9	12	8	4	0	4	8	7
5 Christy Jackson	8	5	5	0	0	1	8	5
6 Tamara Jones	10	10	5	5	0	2	10	9
7 Deanna Lacefield	10	12	3	9	0	2	10	10
Teri Ward - Supervisor	0	0	0	0	0	0	0	0
TOTAL	65	66	28	38	0	20	63	55
AREA 3 INVESTIGATORS								
1 Allison Vanaman	0	0	0	0	0	0	0	0
2 Kevin Estes	0	0	0	0	0	0	0	0
3 Jim Miliam	11	12	3	9	0	4	11	8
4 Cassandra LaBahn	8	2	2	0	0	9	8	0
5 Jamie Nesbitt	11	4	3	1	0	2	11	0
6 Misty Fowler	0	0	0	0	0	0	0	0
J. R. Davenport - Supervisor	0	0	0	0	0	0	0	0
TOTAL	30	18	8	10	0	15	30	8

Totals reflect the Investigator's activity, but not necessarily the Area Activity, due to Investigators being assigned temporarily to work in Areas with heavier case load

CHART A (August 2012)
ARKANSAS STATE POLICE CRIMES AGAINST CHILDREN DIVISION
CIVILIAN INVESTIGATIONS (CI)

	ASSIGNED	CLOSED	TRUE	UNSUB	INACTIVE	OVER 30 DAYS	INITIATED	COMPLETED
AREA 4 INVESTIGATORS								
1 Andrea Carter	0	0	0	0	0	0	0	0
2 Garrick Rogers	15	14	8	6	1	0	15	14
3 Suzanne Harris	0	0	0	0	0	0	0	0
4 Mary Pifer	0	0	0	0	0	0	0	0
5 Daryl Tidwell	13	10	4	6	0	5	13	10
6 Tonya Tackett	13	11	4	7	0	2	13	11
7 Niya Shaw	13	12	7	5	0	1	13	12
Matt Caton - Supervisor	0	0	0	0	0	0	0	0
TOTAL	54	47	23	24	1	8	54	47
AREA 5 INVESTIGATORS								
1 John Geelan	0	0	0	0	0	0	0	0
2 Mike Hall	7	1	1	0	0	0	7	1
3 Patty Hibbs	7	6	2	4	0	32	7	2
4 Tim Lipscomb	8	3	2	1	0	0	8	2
5 Larry Melville	6	9	3	6	0	16	6	6
6 Darla Thompson	5	17	3	14	0	23	5	8
7 Kim Warner	8	12	2	9	1	4	8	11
Willene Slavik - Supervisor	7	10	4	6	0	24	7	1
TOTAL	48	58	17	40	1	99	48	31
AREA 6 INVESTIGATORS								
1 Renee Owens	10	15	6	9	0	1	10	9
2 Rebecca Underwood	12	11	4	7	0	1	12	10
3 Jamie Moore	12	11	5	5	1	7	10	9
4 Lesley Faulkner	12	12	4	8	0	5	12	10
5 Andy Willis	12	12	6	5	1	14	12	9
6 Lakesha White	11	14	7	6	1	3	11	9
7 Sherrice Vales	0	6	4	2	0	0	0	4
Lea Ann Vanaman - Supervisor	0	0	0	0	0	0	0	0
TOTAL	69	81	36	42	3	31	67	60

CHART A (August 2012)
ARKANSAS STATE POLICE CRIMES AGAINST CHILDREN DIVISION
CIVILIAN INVESTIGATIONS (CI)

	ASSIGNED	CLOSED	TRUE	UNSUB	INACTIVE	OVER 30 DAYS	INITIATED	COMPLETED
AREA 7 INVESTIGATORS								
1 Stephanie Britton	7	8	5	3	0	0	7	8
2 Kay Childs-Travis	5	7	3	4	0	2	5	7
3 Anita Hammons	10	10	7	3	0	2	10	7
4 Dorris Hill	6	8	4	4	0	1	6	7
5 Trinia Isaac	5	10	5	5	0	1	5	7
6 Kimberly Owens	7	9	6	3	0	0	7	9
Phyllis Newton - Supervisor	0	0	0	0	0	0	0	0
TOTAL	40	52	30	22	0	6	40	45
AREA 8 INVESTIGATORS								
1 Alisa Gordon	15	6	5	1	0	6	15	5
2 David Hampton	6	9	7	2	0	4	6	8
3 Emily Hampton	6	9	5	4	0	7	6	6
4 Kathy House	7	8	4	4	0	7	7	7
5 Doug Shuffield	0	0	0	0	0	3	0	0
6 Kristi Williamson	9	10	0	10	0	4	9	10
Laurie Alexander - Supervisor	0	0	0	0	0	0	0	0
TOTAL	43	42	21	21	0	31	43	36
AREA 9 INVESTIGATORS								
1 Charles Anderson	12	8	5	3	0	1	12	7
2 Zack Barnes	12	9	1	8	0	2	12	7
3 Amanda Clay-Chaney	15	6	3	3	0	6	15	4
4 Sarah Longtin	15	11	6	5	0	6	15	5
5 Linda Powell	6	8	4	4	0	8	6	7
6 Suzie Roberts	11	8	6	2	0	0	11	8
7 Tollece Sutter	7	11	9	2	0	6	7	6
Michelle Gatlin- Supervisor	0	0	0	0	0	0	0	0
TOTAL	78	61	34	27	0	29	78	44
UNIT TOTAL	493	504	242	258	5	274	489	380

16

Totals reflect the Investigator's activity, but not necessarily the Area Activity,

CHART A (September 2012)
ARKANSAS STATE POLICE CRIMES AGAINST CHILDREN DIVISION
CIVILIAN INVESTIGATIONS (CI)

	ASSIGNED	CLOSED	TRUE	UNSUB	INACTIVE	OVER 30 DAYS	INITIATED	COMPLETED
AREA 4 INVESTIGATORS								
1 Andrea Carter	0	0	0	0	0	0	0	0
2 Garrick Rogers	12	10	4	6	0	0	12	10
3 Suzanne Harris	2	0	0	0	0	0	2	0
4 Mary Pifer	14	2	0	2	0	0	14	2
5 Tonya Tackett	12	14	3	11	0	4	12	12
6 Daryl Tidwell	14	10	7	3	0	1	14	9
7 Niya Shaw	0	10	4	6	0	0	0	10
Matt Caton - Supervisor	0	0	0	0	0	0	0	0
TOTAL	54	46	18	28	0	5	54	43
AREA 5 INVESTIGATORS								
1 John Geelan	5	5	2	3	0	3	5	0
2 Mike Hall	10	3	1	2	0	32	10	1
3 Tim Lipscomb	9	5	2	3	0	1	9	3
4 Larry Melville	3	0	0	0	0	23	3	0
5 Darla Thompson	5	8	1	7	0	21	4	3
6 Kim Warner	6	6	1	5	0	5	6	4
Willene Slavik - Supervisor	7	3	0	3	0	27	7	0
TOTAL	45	30	7	23	0	112	44	11
AREA 6 INVESTIGATORS								
1 Renee Owens	15	8	2	6	0	3	15	2
2 Rebecca Underwood	9	9	2	7	0	4	9	9
3 Jamie Moore	9	10	1	9	0	8	9	9
4 Lesley Faulkner	7	11	4	6	1	5	7	10
5 Andy Wills	10	9	6	3	0	15	10	9
6 Lakesha White	8	9	4	5	0	3	8	7
7 Sherice Vales	0	0	0	0	0	0	0	0
Lea Ann Vanaman - Supervisor	0	0	0	0	0	0	0	0
TOTAL	58	56	19	36	1	38	58	46

CHART A (September 2012)
ARKANSAS STATE POLICE CRIMES AGAINST CHILDREN DIVISION
CIVILIAN INVESTIGATIONS (CI)

	ASSIGNED	CLOSED	TRUE	UNSUB	INACTIVE	OVER 30 DAYS	INITIATED	COMPLETED
AREA 7 INVESTIGATORS								
1 Stephanie Britton	8	5	3	2	0	1	8	4
2 Kay Childs-Travis	7	2	1	1	0	4	7	1
3 Marva Franklin	0	0	0	0	0	0	0	0
4 Anita Hammons	11	10	6	4	0	2	11	9
5 Dorris Hill	8	4	2	2	0	3	8	3
6 Trinia Isaac	11	4	3	1	0	1	11	4
7 Kim Owens	8	4	2	2	0	0	8	4
Phyllis Newton - Supervisor	0	0	0	0	0	0	0	0
TOTAL	53	29	17	12	0	11	53	25
AREA 8 INVESTIGATORS								
1 Aisa Gorden	11	6	3	3	0	10	11	4
2 David Hampton	12	5	3	2	0	4	12	5
3 Emily Hampton	10	7	2	5	0	7	10	5
4 Kathy House	9	10	1	9	0	7	9	5
5 Doug Shuffield	0	0	0	0	0	3	0	0
6 Kristi Williamson	10	10	4	6	0	3	10	8
Laurie Alexander - Supervisor	0	0	0	0	0	0	0	0
TOTAL	52	38	13	25	0	34	52	27
AREA 9 INVESTIGATORS								
1 Charles Anderson	15	10	6	4	0	2	15	9
2 Zack Barnes	16	6	2	4	0	7	16	6
3 Amanda Chaney	9	6	0	6	0	15	9	9
4 Sarah Longtin	0	5	0	5	0	15	0	0
5 Linda Powell	13	4	2	1	1	9	13	1
6 Suzie Roberts	10	5	2	3	0	4	10	4
7 Tollece Sutter	13	5	2	3	0	7	13	4
Michelle Gatlin- Supervisor	0	1	0	0	0	0	0	0
TOTAL	76	42	14	26	1	59	76	33
UNIT TOTAL	501	470	210	256	2	235	459	281

**JULY - SEPTEMBER 2012
COUNTY TOTALS**

AREA 1

Benton 97
Washington 89
TOTAL 186

AREA 2

Crawford 44
Franklin 14
Johnson 17
Logan 9
Pope 30
Sebastian 61
Yell 11
TOTAL 186

AREA 3

Carroll 11
Baxter 21
Boone 29
Marion 6
Searcy 3
Newton 4
Fulton 7
Izard 5
Sharp 5
Stone 1
Madison 15
TOTAL 107

AREA 4

Pulaski 153
TOTAL 153

AREA 5

Clebourne 17
Independence 22
Jackson 7
Lee 3
Lonoke 29
Monroe 5
Phillips 13
Prairie 3
St. Francis 10
White 40
Woodruff 1
TOTAL 150

AREA 6

Craighead 61
Crittenden 45
Cross 11
Greene 40
Poinsette 17
Mississippi 34
Clay 8
Randolph 5
Lawrence 0
TOTAL 221

AREA 7

Arkansas 13
Ashley 11
Bradley 6
Calhoun 0
Cleveland 1
Chicot 5
Dallas 4
Drew 8
Jefferson 41
Lincoln 5
Union 18
Quachita 18
Desha 3
TOTAL 133

AREA 8

Clark 13
Grant 9
Columbia 6
Hempsteac 10
Hot Spring 13
Howard 7
Lafayette 4
Little River 7
Miller 21
Montgome 7
Nevada 8
Pike 10
Polk 13
Sevier 9
Scott 15
TOTAL 152

AREA 9

Conway 15
Garland 62
Perry 2
Saline 66
Van Buren 11
Faulkner 45
TOTAL 201

TOTAL REPORTS

1,489