



Division of Youth Services

P.O. Box 1437, Slot S-501 · Little Rock, AR 72203-1437
501-682-8654 · Fax: 501-682-1151 · TDD: 501-682-1355



EXHIBIT H

April 12, 2013

The Honorable Stephanie Flowers
State Senator Chair
Senate Committee on Children
and Youth
Arkansas Legislative Council
315 State Capitol Building
Little Rock, Arkansas 72201

The Honorable David Meeks
State Representative Chair
Aging, Children and Youth, Legislative
and Military Affairs - House
Arkansas Legislative Council
315 State Capitol Building
Little Rock, Arkansas 72201

Dear Senator Flowers and Representative Meeks:

Attached is the Quarterly Performance Report from the Division of Youth Services as required by Act 1222 of 1995. The period covered by the report is January 2013 through March 2013.

Please note the format has changed in accordance to the request of the committee.

Should you have any questions about any of this material, please feel free to contact me.

Sincerely,

A handwritten signature in black ink that reads "Ronald R. Angel".

Ronald R. Angel
Director

RRA: bs

cc: John Selig, Director, Department of Human Services
Steve Jones, Deputy Director, Department of Human Services
File

Department of Human Services

Division of Youth Services

Quarterly Performance Report

In Compliance with Act 1222 of 1995

Report Period January – March 2013



Executive Summary

January – March 2013

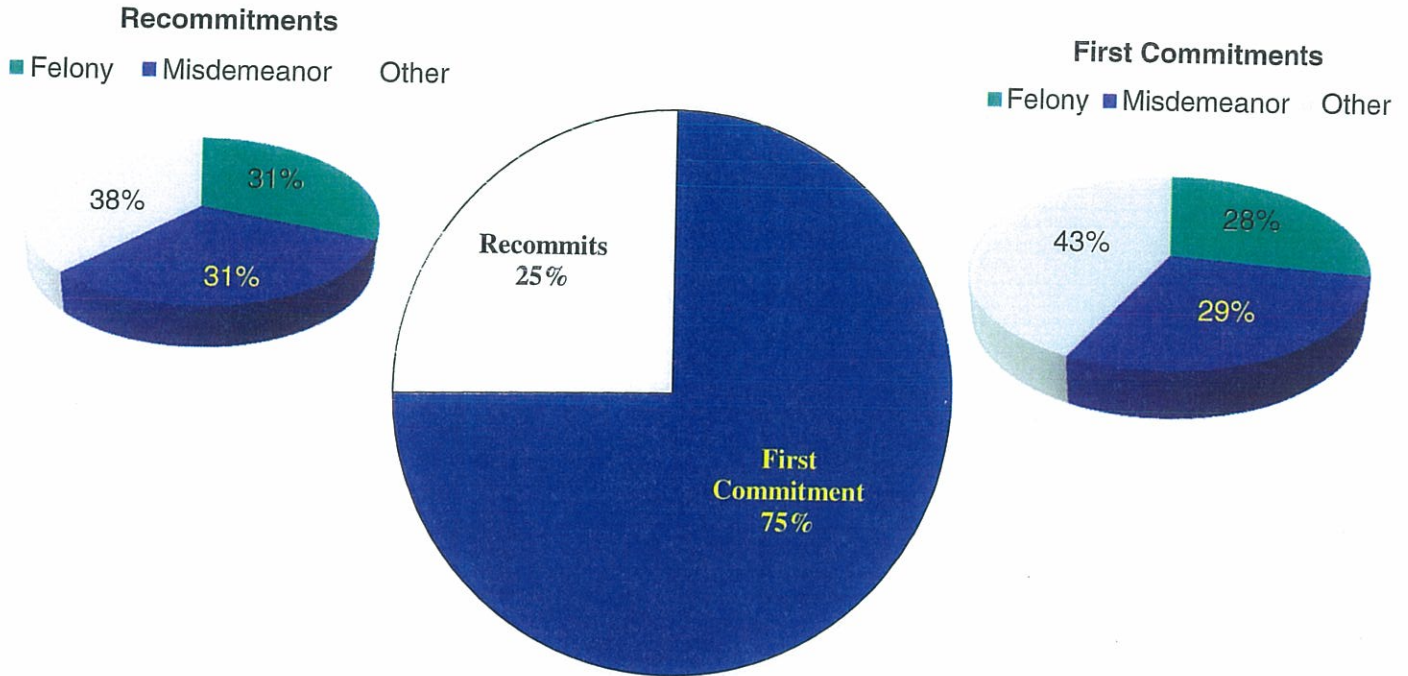
In the third quarter of FY 2013 the number of juvenile offenders in state custody slightly decreased with 704 reported in the previous quarter and this quarter reporting 672.

For youth committed during this quarter, basic demographic characteristics remain unchanged. The youth committed to custody is predominately male (87%). Over half the youth (71%) committed this quarter were for misdemeanor or violation offenses. Over half (63%) are sixteen (16) years of age or older at time of commitment.

In the second quarter, twenty-one (21) incidents of suspected abuse or neglect were referred to the Arkansas State Police. Of the twenty-one (21) incidents, the Arkansas State Police determined eight (8) merited an investigation. The status of the investigations are one (1) founded, six (6) not founded and one (1) remains pending.

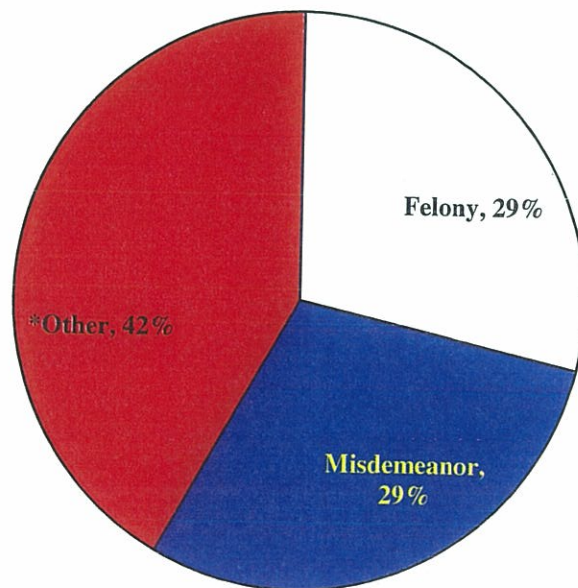
Demographics January – March 2013

Chart 1: Commitments All Juveniles Committed During Reporting Quarter



Recommitments encompass all juveniles who were previously committed to DYS and received another order of commitment during the quarter.

Chart 2: Commitments by Offense For Juveniles Committed During Reporting Quarter



* Starting mid October 2012, DYS is able to more accurately denote the youth committed for revocation of probation, probation violations, and aftercare violations.

Demographics

January – March 2013

Chart 3: Commitments by Race For Juveniles Committed During Reporting Quarter

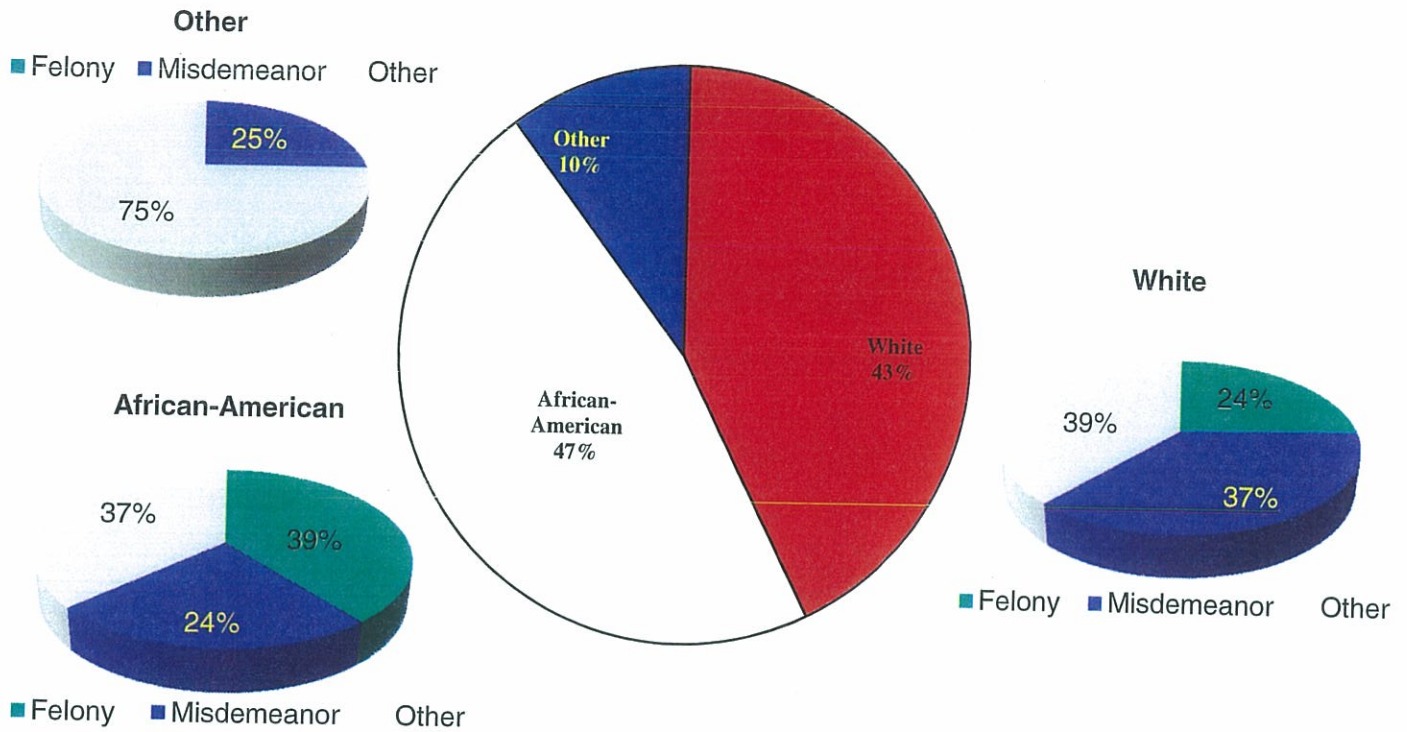
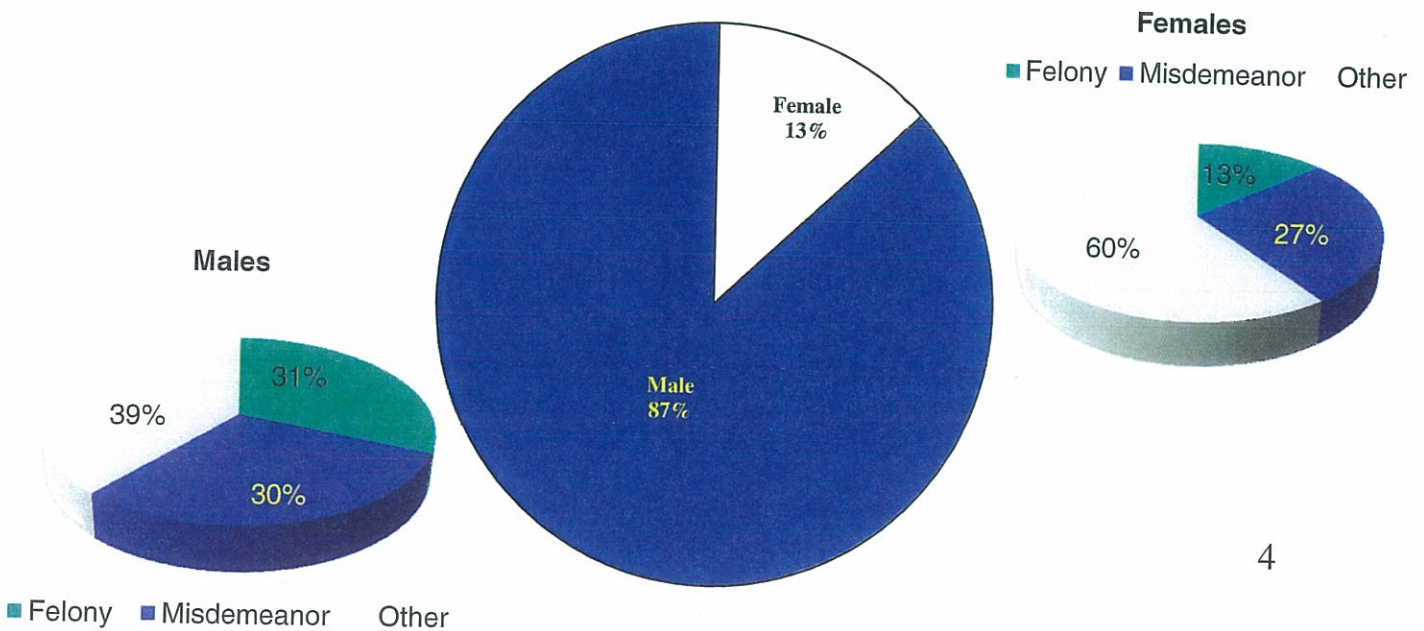
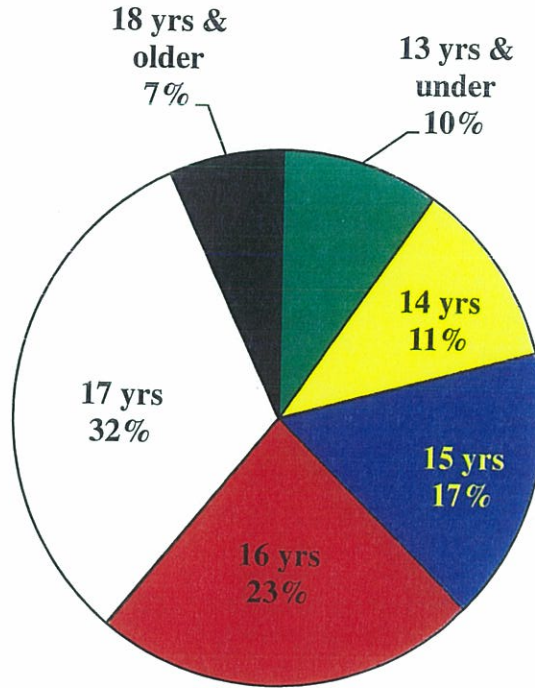


Chart 4: Commitments by Gender For Juveniles Committed During Reporting Quarter

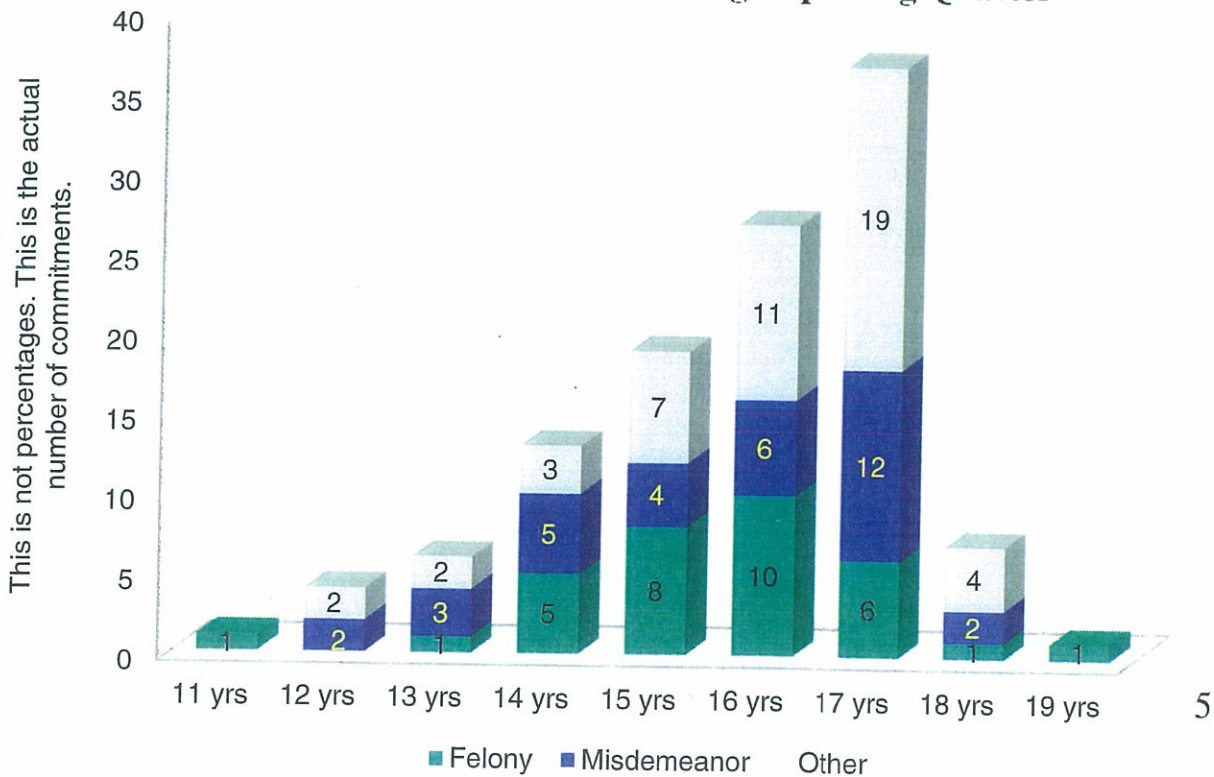


Demographics January – March 2013

**Chart 5: Commitments by Age
For Juveniles Committed During Reporting Quarter**

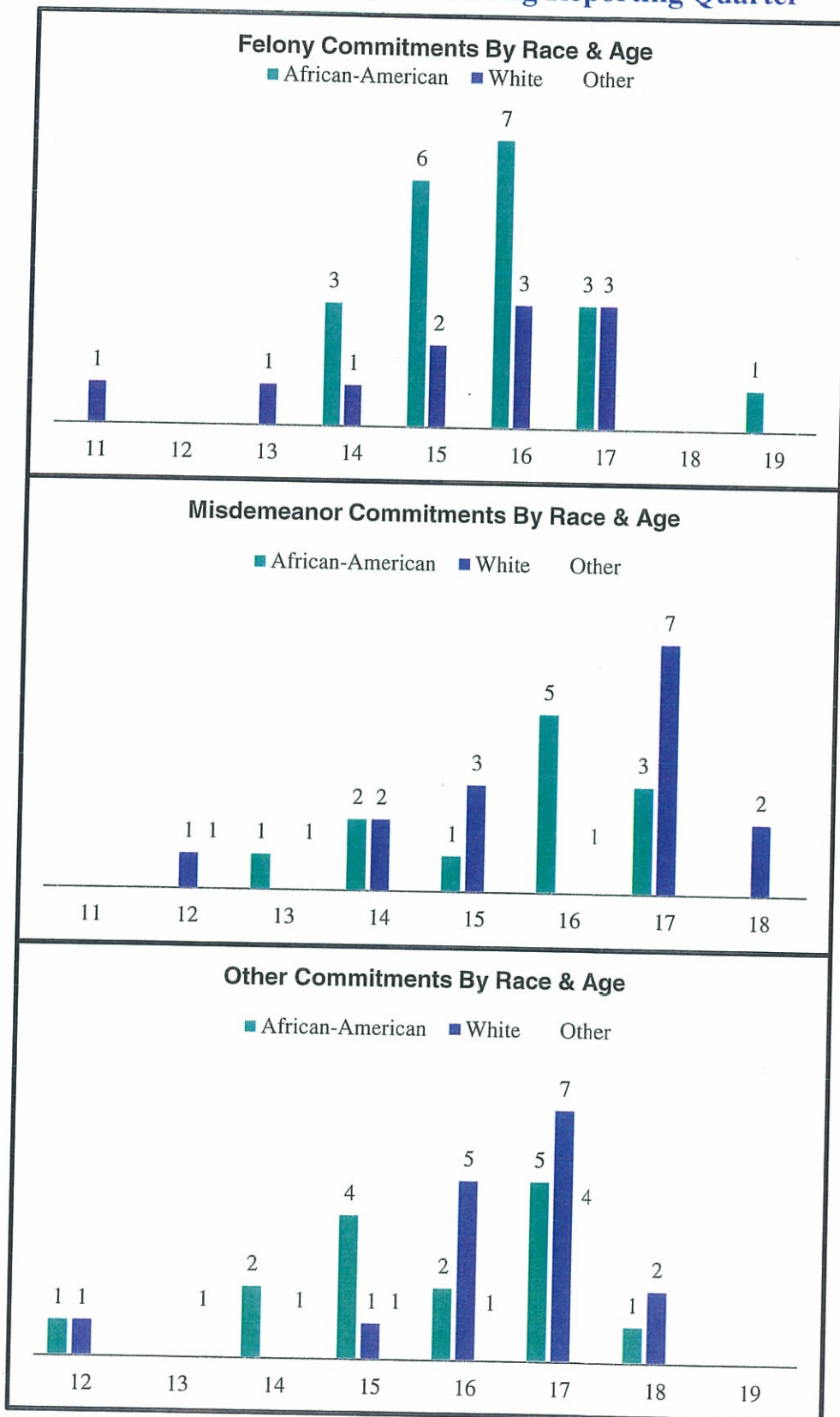


**Chart 6: Offenses by Age
For Juveniles Committed During Reporting Quarter**



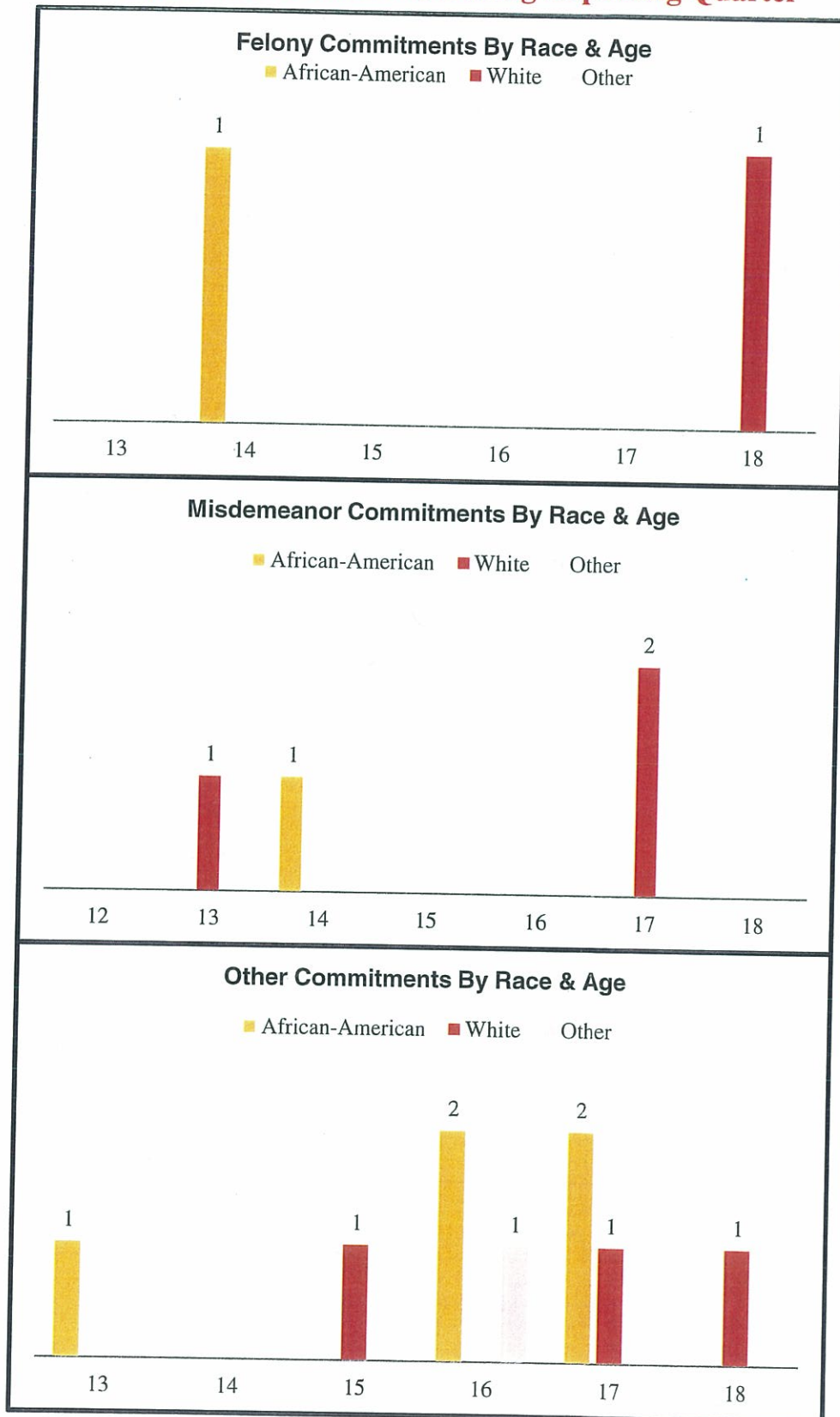
Demographics January – March 2013

Chart 7: Number of Males Committed by Offense For Juveniles Committed During Reporting Quarter



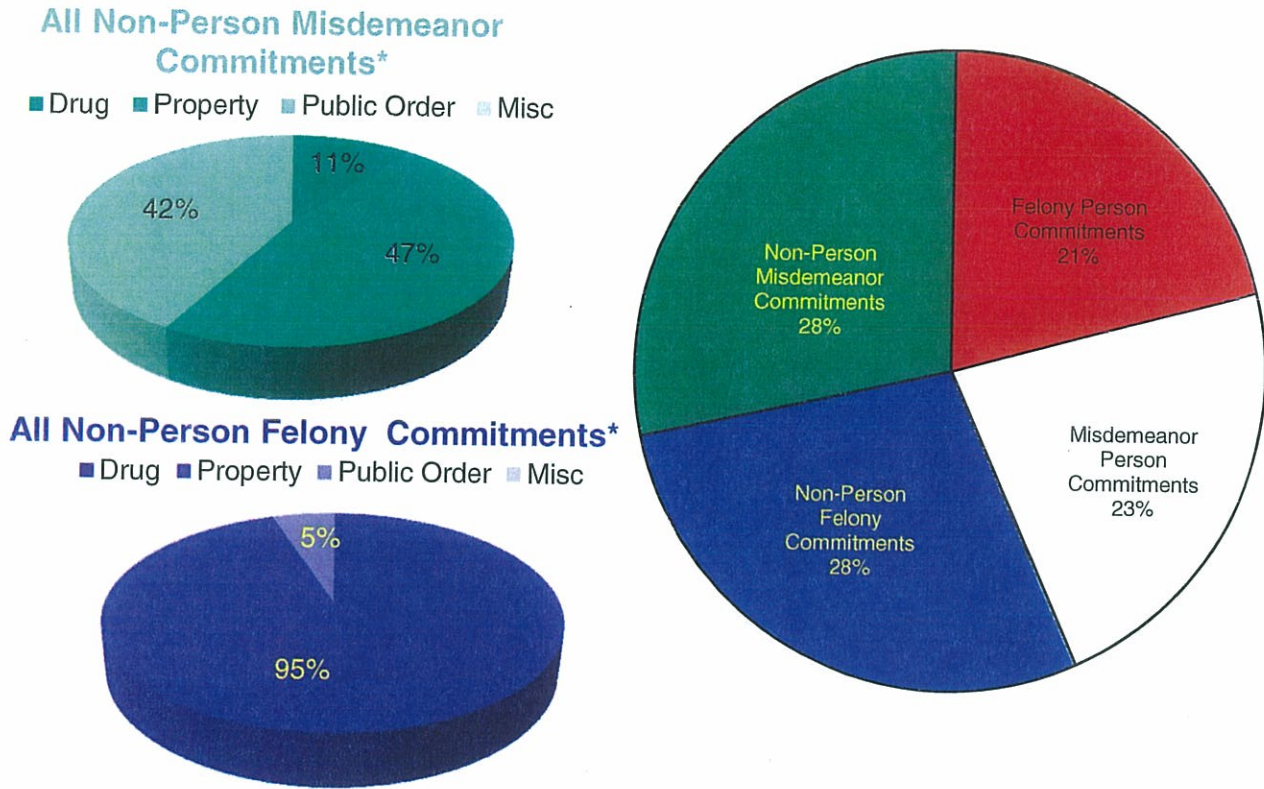
Demographics January – March 2013

**Chart 8: Number of Females Committed by Offense
For Juveniles Committed During Reporting Quarter**



Demographics January – March 2013

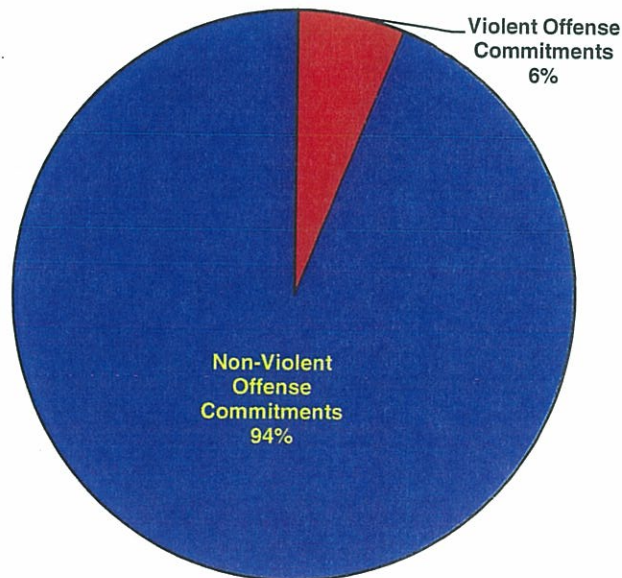
Chart 9: Commitments by Person Crimes* For Juveniles Committed During Reporting Quarter



* For a listing of the charges by each category, please refer to Appendix A.

Chart 10: Violent* Vs. Non-Violent Offense Commitments For Juveniles Committed During Reporting Quarter

*These are Part I UCR violent offenses. The Federal Bureau of Investigation defines violent crimes as murder/ manslaughter, rape, robbery and aggravated assault.



Demographics January – March 2013

Chart 11: Releases For Reporting Quarter

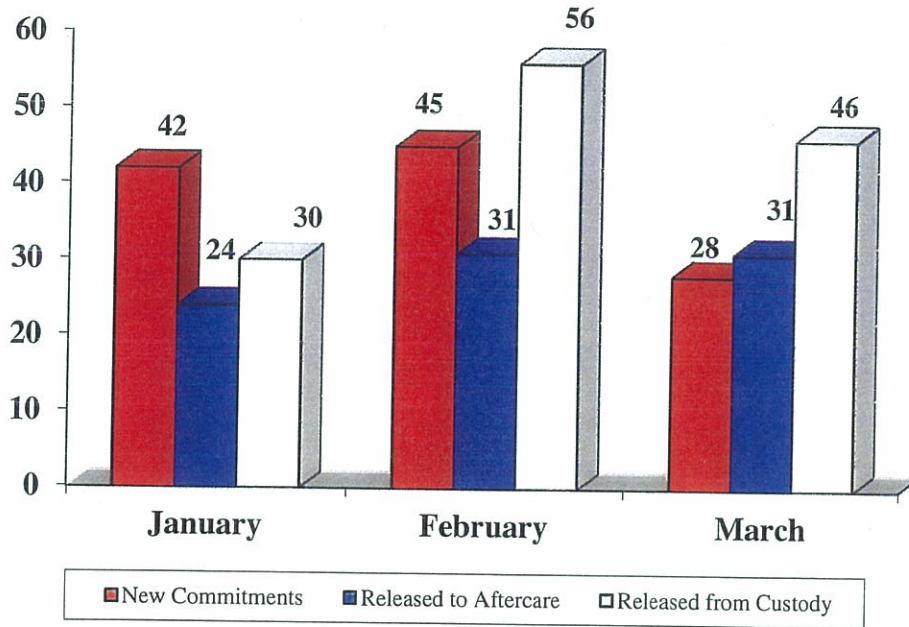
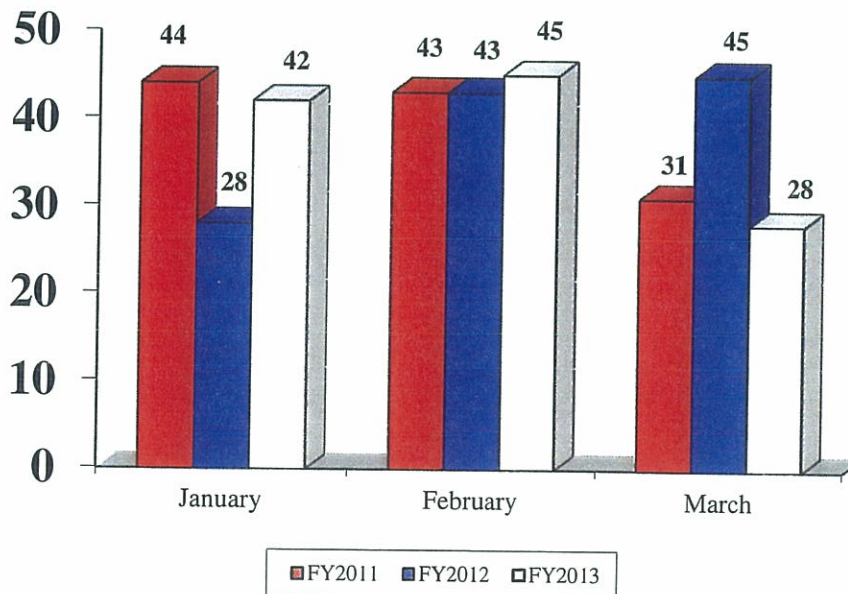


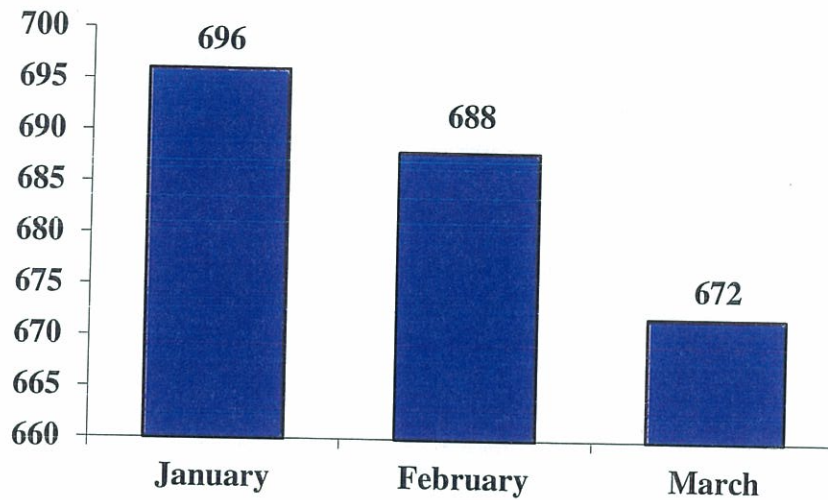
Chart 12: Commitments by Month

This is a comparison of commitment for this quarter to same time period in previous years.



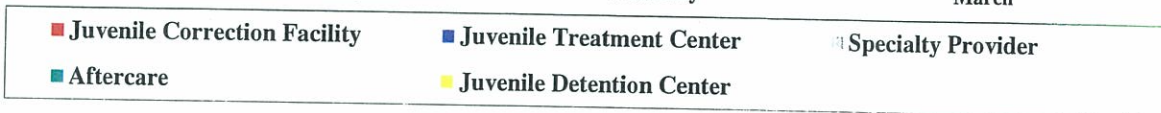
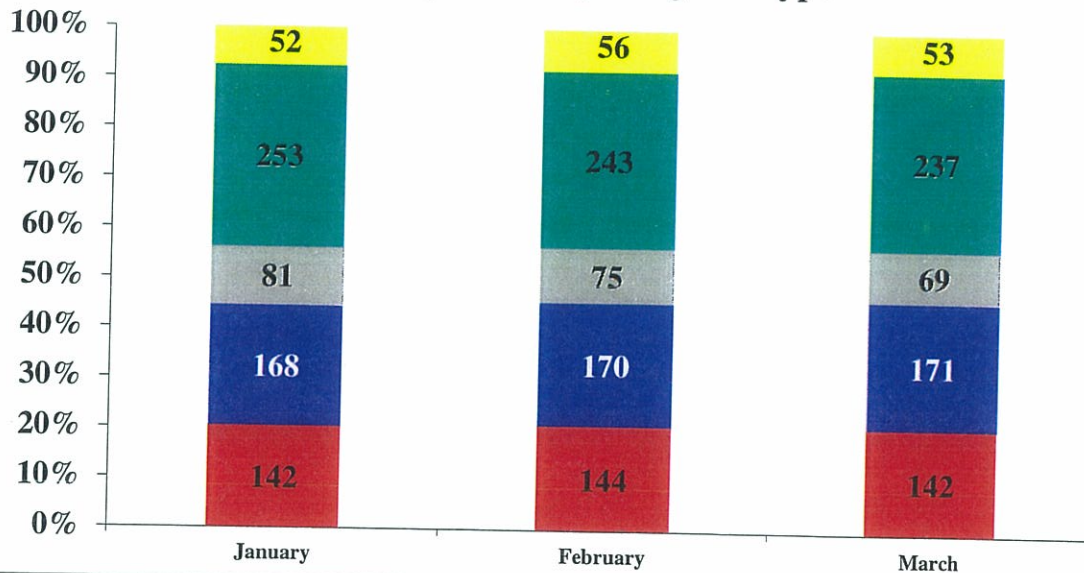
Demographic Trends January – March 2013

Chart 13: Total Population in Custody*



* Populations reflected are a snapshot of the last day of the month.

Chart 14: Population by Program Type*



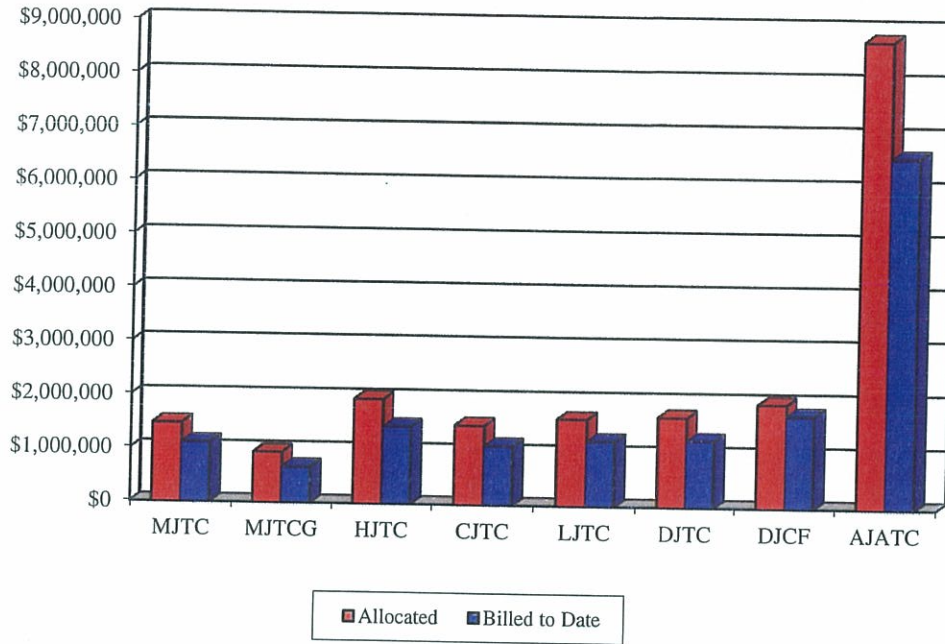
* Populations reflected are a snapshot of the last day of the month.

■ Juvenile Correction Facility includes both the Arkansas Juvenile Treatment & Assessment Center and the Dermott Juvenile Correctional Facility (18-21).

■ Juvenile Treatment Center includes the facilities at Colt, Harrisburg, Dermott (17 & Under), Lewisville, and Mansfield.

Financial January – March 2013

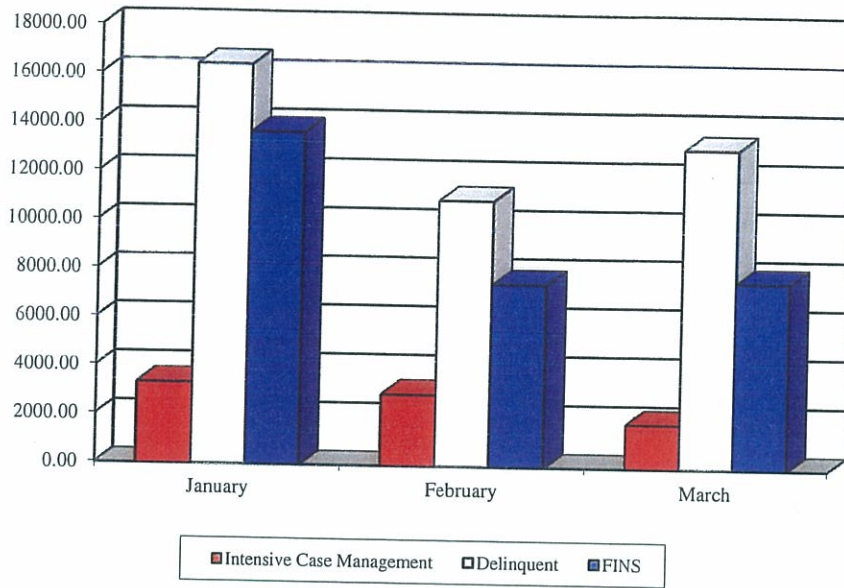
Chart 15: DYS Facility Expenditures to Date



DYS CODE	Facility Name
AJATC	AR Juvenile Assessment & Treatment Center
CJTC	Colt Juvenile Treatment Center
HJTC	Harrisburg Juvenile Treatment Center
DJCF18-21	Dermott Juvenile Correction Facility
DJTC	Dermott Juvenile Treatment Center
LJTC	Lewisville Juvenile Treatment Center
MJTC	Mansfield Juvenile Treatment Center
MJTCG	Mansfield Juvenile Treatment Center Girls

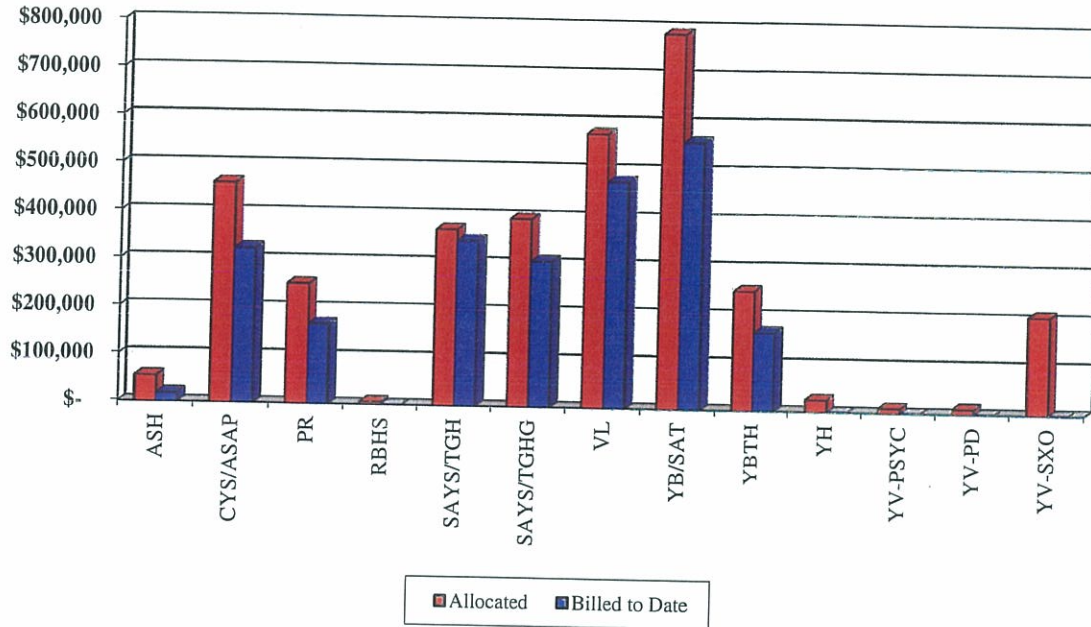
Financial January – March 2013

Chart 16: Community Based Services Units by Program Designation



Financial January – March 2013

Chart 17: Purchase of Service Placements



DYS CODE	Facility Name
ASH	Arkansas State Hospital
CYS/ASAP	Consolidate Youth Services Adolescent Sexual Adjustment Program
PR	Piney Ridge
RBHS	Rivendell Behavior Health Services
SAYS/TGH	South AR Youth Services Therapeutic Group Home (Boys)
SAYS/TGHG	South AR Youth Services Therapeutic Group Home for Girls
VL	Vera Lloyd Presbyterian Home
YB/SAT	Youth Bridge Substance Abuse Treatment
YBTH	Youth Bridge Therapeutic Group Home
YH	Youth Home, Inc.
YV-PSYCH	Youth Villages – Psychiatric Treatment
YV-PD	Youth Villages – Psychiatric Treatment for the Developmentally Disabled
YV-SXO	Youth Villages – Sex Offender Treatment

Performance Measures January – March 2013 Incidents

Chart 18: Incidents Accepted by the Child Abuse Hotline

REFERRED TO HOTLINE		INCIDENTS ACCEPTED BY HOTLINE			
21		8			
Incident Type	Cases Accepted by ASP	Cases Pending	Cases Founded	Cases Unfounded	Case Status Unknown
ASSAULT	0	0	0	0	0
DEATH	0	0	0	0	0
DISORDERLY CONDUCT	2	1	0	1	0
FIGHT	1	0	0	1	0
OTHER	1	0	1	0	0
PHYSICAL ABUSE	1	0	0	1	0
SEXUAL ABUSE/RAPE	2	0	0	2	0
SEXUAL MISCONDUCT	1	0	0	1	0
TOTAL	8	1	1	6	0

* This incident occurred while the youth was receiving aftercare services in the community.

DYS IAU ensures that all appropriate incidents have been reported to the Child Abuse Hotline Unit of the Arkansas State Police (ASP). Upon reporting, the Hotline Unit determines whether the incident will be accepted for investigation. If accepted, the incident is then referred to the Investigation Unit of the ASP. The Investigation Unit of the (ASP) will then review the report and make a determination as to whether or not the information provided warrants a full investigation. If accepted for investigation by the Investigation Unit of the ASP, DYS IAU will be able to access the results of the investigation. If the incidents are not accepted for investigation by the Investigation Unit of the ASP, then DYS IAU still completes an internal investigation.

Additionally, delays in the receipt of information and lack of access to such information by the DYS IAU unit often occur. For instance, since DYS and its contractors are mandatory reporters, some of the incidents referred to the hotline may have occurred prior to DYS involvement in the youth's life. If so, given the confidentiality restrictions, DYS is not entitled to the final results of the investigation as they were not a party to the incident. Further, due to the length of the investigation period, it is likely that incidents reported by DYS and accepted by the Investigation Unit of ASP will not be finalized nor their results shared during the current quarter.

Chart 19:

Category of Incidents Accepted by Child Abuse Hotline

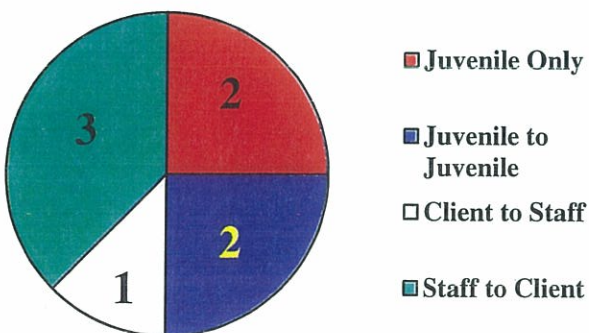
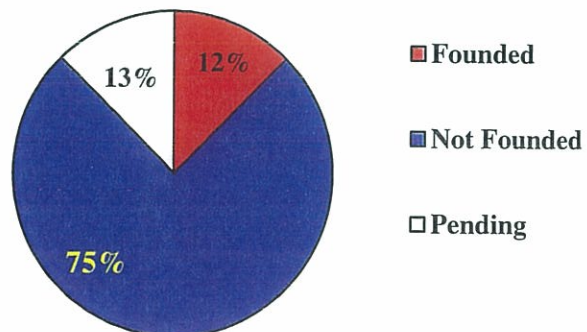


Chart 20:

Status of Cases Accepted by Child Abuse Hotline



Performance Measures January – March 2013

Chart 21: Commitments by District

Judicial District	Number of Commitments			Judicial District	Number of Commitments		
	FY 2011	FY 2012	FY 2013		FY 2011	FY 2012	FY 2013
1st	4	4	3	12th	9	8	7
2nd	2	9	11	13th	17	7	12
3rd	2	1	4	14th	2	1	0
4th	3	2	1	15th	3	0	0
5th	0	2	3	16th	0	1	3
6th	7	17	11	17th	3	3	5
7th	2	5	4	18th East	7	9	2
8th North	5	1	5	18th West	0	0	1
8th South	1	2	0	19th East	0	0	1
9th East	0	0	1	19th West	4	0	2
9th West	6	1	6	20th	6	7	2
10th	9	9	11	21st	1	0	0
11th East	0	1	0	22nd	16	9	9
11th West	8	17	11	23rd	1	0	0
State Total					118	116	115

Commitments encompass all juveniles who were committed to DYS including juveniles currently in custody who have received another order of commitment during the quarter.

Commitments by Charge

Comment	Charge Description	Total
DRUG	DELV, POSS, MANU ETC. DRUG PARAPHERNALIA OR CTRFET CTRL SUBST	1
	POSS CTRL-CNFT SUB W-O PRESC-1ST OFF	1
OTHER	AFTERCARE VIOLATION	2
	REVOCAION OF PROBATION	44
	VIOLATION OF PROBATION	2
PERSON	ABUSE OF A TEACHER	2
	AGGRAVATED ASSAULT	1
	AGGRAVATED ROBBERY	4
	ASSAULT - 2ND DEGREE	1
	ASSAULT - 3RD DEGREE	1
	BATTERING, DOMESTIC - 1ST DEGREE (ARREST DATE AFTER 7-28-95)	1
	BATTERING, DOMESTIC - 3RD DEGREE (ARREST DATE AFTER 7-28-95)	4
	BATTERY - 2ND DEGREE	3
	BATTERY - 3RD DEGREE	5
	FURNISHING PROHIBITED ARTICLES	1
	MURDER - 2ND DEGREE	1
	RAPE	1
	TERRORISTIC ACT	2
	TERRORISTIC THREATENING - 2ND DEGREE (ARREST DATE AFTER 8-13-93)	2
PROPERTY	BREAKING OR ENTERING	3
	BURGLARY, COMMERCIAL (ARREST DATE AFTER 8-13-93)	2
	BURGLARY, RESIDENTIAL (ARREST DATE AFTER 8-13-93)	4
	CRIMINAL MISCHIEF - 1ST DEGREE	5
	CRIMINAL TRESPASS	2
	THEFT BY RECEIVING	5
	THEFT OF PROPERTY	5
	UNAUTHORIZED USE OF A VEHICLE	1
PUBLIC ORD	DISORDERLY CONDUCT	3
	DRINKING IN PUBLIC	1
	FLEEING	1
	HANDGUN MINOR IN POSSESSION 1ST OFFENSE	1
	HANDGUN POSS PUB SCHOOL PROPERTY-BUS	1
	HARASSMENT (ARREST DATE AFTER 8-13-93)	2
Grand Total		115