

Amended Oversight Report **Crimes Against Children Division**

(January – March 2013)

Introduction

This report shows the performance of the Arkansas State Police's Crimes Against Children Division (CACD) in the *third quarter* of the Fiscal year 2013.

The CACD is evaluated on six (6) performance indicators of compliance, which were developed during the Angela R. lawsuit in Federal Court in the 1990's. Also, the indicators are a part of the oversight of the agreement with the Arkansas Department of Human Services – Division of Children and Family Services (DCFS).

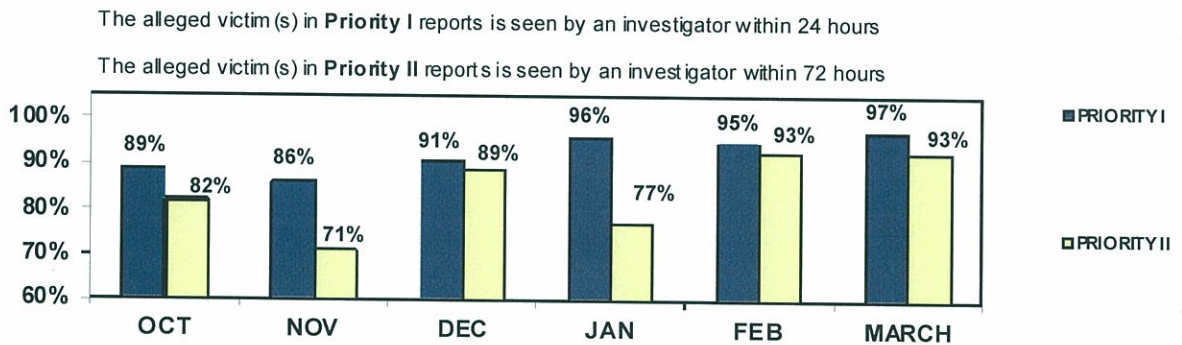
- ✓ Indicator 01b - The alleged victim(s) in Priority I reports is seen by an investigator within 24 hours.
- ✓ Indicator 02b - The alleged victim(s) in Priority II reports is seen by an investigator within 72 hours.
- ✓ Indicator 03b - All children in the home are seen during the investigation.
- ✓ Indicator 04b - The victim is interviewed/observed outside the presence of the offender.
- ✓ Indicator 05b - Parents/Caretakers are interviewed in all investigations.
- ✓ Indicator 06b - Investigations are concluded within 30 days of receipt of the allegation.

This report presents the Crimes Against Children Division's compliance rate with each of the performance indicators, followed by the individual sections' activity. The self-monitored areas are included in the appropriate section; if not previously presented in the performance indicator information.

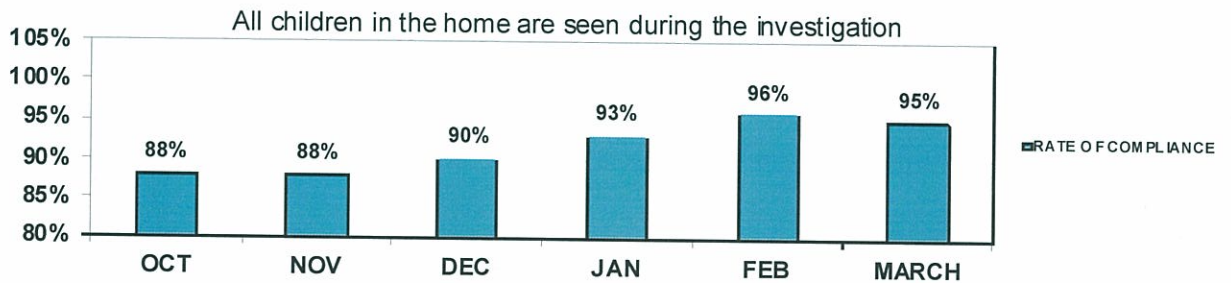
Compliance Rates

By agreement with the Department of Human Services, the Crimes Against Children Division is required to meet a minimum of 85% compliance in each Performance Indicator. The compliance rates reported here are from the monthly Compliance Outcome Report (COR) published by the Division of Children and Family Services.

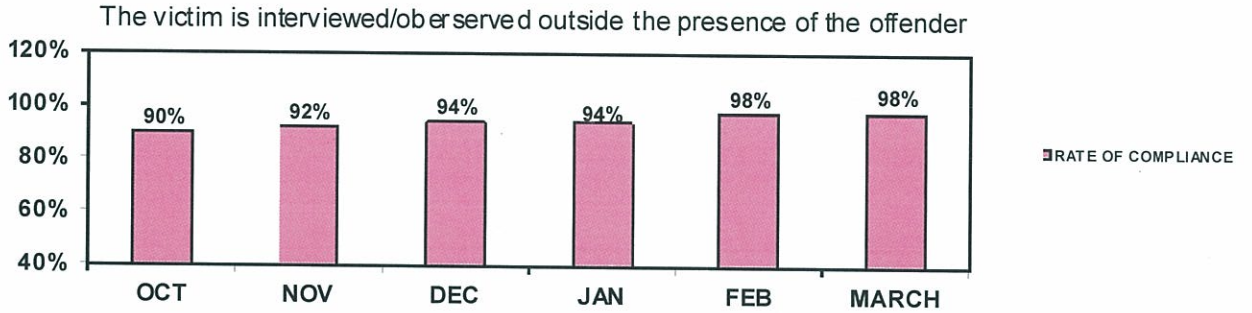
Performance Indicators 1b and 2b require that victim children are seen within 24 hours in a Priority I and 72 hours in a Priority II allegation, respectively.



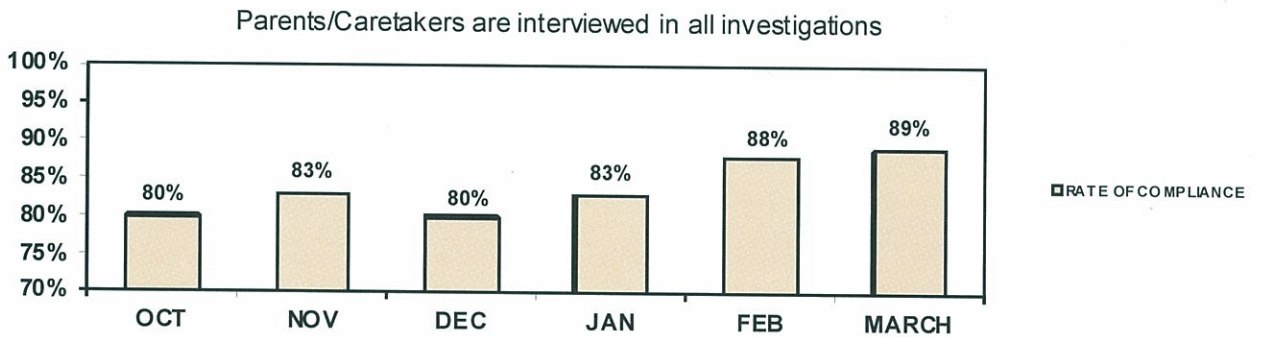
Performance indicators 3b – All children in the home are seen during the investigation.



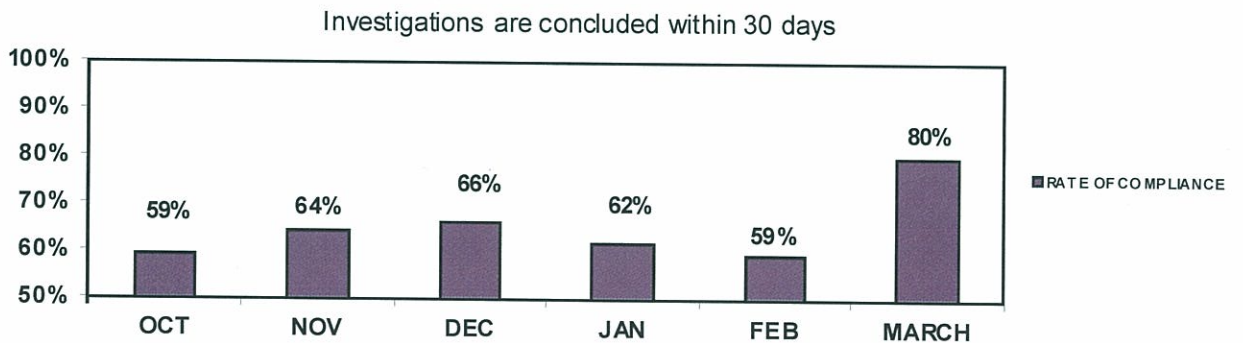
Performance indicator 4b – The child is interviewed (non-verbal children observed) outside the presence of the alleged offender.



Performance indicators 5b – Parents/Caretakers are interviewed in all cases.



Performance indicator 6b – Investigations completed within 30 days of receipt.



Investigation Section

As demonstrated in the chart, the 'true' rate averaged **40%** for the months of January, February and March.

<u>Month</u>	<u>Opened</u>	<u>Closed</u>	<u>True</u>	<u>Sub Rate</u>	<u>Total Active</u>	<u>Active >30</u>
January	516	533	200	37%	787	330
February	424	550	238	43%	654	247
March	491	483	196	41%	646	221
Total	1,431	1,556	634	40%	2,087	798

When a Priority I allegation is received, local law enforcement is notified. The local agency has the option of conducting the investigation independently or jointly with CACD, or declining involvement at that point. If local authorities decline to investigate and if the CACD investigator finds sufficient information to suspect that a serious crime has occurred, the investigator shall contact the State Police Criminal Investigation Division (CID) and request that a criminal investigation be conducted.

CACD investigators forward reports on 'true' investigations to the prosecuting attorney for review and possible criminal prosecution.

Child Abuse Hotline

Hotline activity during the three (3) months:

	<u>Calls Received</u>	<u>Reports Accepted</u>
January	5,239	3,003
February	5,090	2,744
March	<u>5,119</u>	<u>2,717</u>
Total	15,448	8,464

The following chart demonstrates the relationship of the “Sexual & Physical Abuse” Priority I & II reports to the total number of cases accepted by the Hotline for investigation. The Hotline dispatched **1,462** cases for investigation by the CACD during the three-month period, while DCFS was assigned **7,002** Priority II cases.

	<u>Total Reports</u>	<u># Sexual & Physical Abuse</u>	<u>% Total = Sexual & Physical Abuse</u>
January	3,003	518	17%
February	2,744	448	16%
March	<u>2,717</u>	<u>496</u>	<u>18%</u>
Total	8,464	1,462	17%

SECTION II

**CRIMES AGAINST CHILDREN
DIVISION**

**SEVERE PHYSICAL & SEXUAL
ABUSE ALLEGATIONS REPORTED
BY TYPE
&
CIVILIAN INVESTIGATORS' ACTIVITIES**

QUARTERLY REPORT

JANUARY – MARCH 2013

ABUSE ALLEGATIONS REPORTED BY TYPE

APRIL 2012		MAY 2012	
<i>Allegation Title</i>	<i># Reported</i>	<i>Allegation Title</i>	<i># Reported</i>
Bruises Cuts & Welts	12	Bruises Cuts & Welts	12
Abuse with a Deadly Weapon	4	Abuse with a Deadly Weapon	9
Bone Fractures	15	Bone Fractures	15
Brain Damage/Skull Fracture	4	Brain Damage/Skull Fracture	0
Burns/Scalding	20	Burns/Scalding	22
Failure to Protect/Thrive	17/0	Failure to Protect/Thrive	25/1
Immersion/ DEATH	0/3	Immersion/DEATH	1/4
Indecent Exposure	31	Indecent Exposure	26
Internal Injuries	0	Internal Injuries	0
Juvenile Aggressor	1	Juvenile Aggressor	2
Malnutrition	1	Malnutrition	0
Medical Neglect of Dis. Infant	0	Medical Neglect of Dis. Infant	0
Oral Sex/Mental Injury	36/1	Oral Sex/Mental Injury	30/2
Poison/Noxious	10	Poison/Noxious	12
Pornography	14	Pornography	17
Sexual Contact	315	Sexual Contact	346
Sexual Exploitation	34	Sexual Exploitation	21
Sexual Penetration	112	Sexual Penetration	152
Voyeurism	15	Voyeurism	3
Subdural Hematoma	2	Subdural Hematoma	2
Suffocation	30	Suffocation	33
Threat of Harm	14	Threat of Harm	23
Total for Month	691	Total for Month	758
JUNE 2012		JULY 2012	
<i>Allegation Title</i>	<i># Reported</i>	<i>Allegation Title</i>	<i># Reported</i>
Bruises Cuts & Welts	6	Bruises Cuts & Welts	11
Abuse with a Deadly Weapon	4	Abuse with a Deadly Weapon	3
Bone Fractures	8	Bone Fractures	11
Brain Damage/Skull Fracture	6	Brain Damage/Skull Fracture	2
Burns/Scalding	15	Burns/Scalding	16
Failure to Protect/Thrive	10	Failure to Protect/Thrive	23/1
Immersion/ DEATH	2/3	Immersion/ DEATH	4/6
Indecent Exposure	27	Indecent Exposure	28
Internal Injuries	2	Internal Injuries	0
Juvenile Aggressor	0	Juvenile Aggressor	0
Malnutrition	0	Malnutrition	0
Medical Neglect of Dis. Infant	0	Medical Neglect of Dis. Infant	0
Oral Sex/ Mental Injury	35/1	Oral Sex / Mental Injury	43/1
Poison/Noxious	7	Poison/Noxious	10
Pornography	25	Pornography	17
Sexual Contact	292	Sexual Contact	350
Sexual Exploitation	13	Sexual Exploitation	10
Sexual Penetration	156	Sexual Penetration	134
Voyeurism	6	Voyeurism	15
Subdural Hematoma	1	Subdural Hematoma	0
Suffocation	14	Suffocation	16
Threat of Harm	12	Threat of Harm	17
Total for Month	645	Total for Month	718

ABUSE ALLEGATIONS REPORTED BY TYPE

AUGUST 2012		SEPTEMBER 2012	
<i>Allegation Title</i>	<i># Reported</i>	<i>Allegation Title</i>	<i># Reported</i>
Bruises Cuts & Welts	7	Bruises Cuts & Welts	17
Abuse with a Deadly Weapon	5	Abuse with a Deadly Weapon	8
Bone Fractures	6	Bone Fractures	13
Brain Damage/Skull Fracture	5	Brain Damage/Skull Fracture	4
Burns/Scalding	13	Burns/Scalding	18
Failure to Protect/Thrive	17	Failure to Protect/Thrive	15
Immersion/ DEATH	3/6	Immersion/DEATH	1/2
Indecent Exposure	29	Indecent Exposure	15
Internal Injuries	0	Internal Injuries	0
Juvenile Aggressor	3	Juvenile Aggressor	6
Malnutrition	2	Malnutrition	1
Medical Neglect of Dis. Infant	0	Medical Neglect of Dis. Infant	0
Oral Sex/Mental Injury	37/1	Oral Sex/Mental Injury	34/1
Poison/Noxious	12	Poison/Noxious	15
Pornography	14	Pornography	331
Sexual Contact	340	Sexual Contact	13
Sexual Exploitation	15	Sexual Exploitation	130
Sexual Penetration	128	Sexual Penetration	7
Voyeurism	0	Voyeurism	1
Subdural Hematoma	4	Subdural Hematoma	37
Suffocation	16	Suffocation	20
Threat of Harm	11	Threat of Harm	
Total for Month	674	Total for Month	695
OCTOBER 2012		NOVEMBER 2012	
<i>Allegation Title</i>	<i># Reported</i>	<i>Allegation Title</i>	<i># Reported</i>
Bruises Cuts & Welts	9	Bruises Cuts & Welts	20
Abuse with a Deadly Weapon	7	Abuse with a Deadly Weapon	3
Bone Fractures	13	Bone Fractures	3
Brain Damage/Skull Fracture	1	Brain Damage/Skull Fracture	3
Burns/Scalding	19	Burns/Scalding	17
Failure to Protect/Thrive	50	Failure to Protect/Thrive	14/6
Immersion/ DEATH	2/1	Immersion/ DEATH	0/2
Indecent Exposure	19	Indecent Exposure	14
Internal Injuries	0	Internal Injuries	0
Juvenile Aggressor	5	Juvenile Aggressor	1
Malnutrition	0	Malnutrition	0
Medical Neglect of Dis. Infant	0	Medical Neglect of Dis. Infant	0
Oral Sex/ Mental Injury	31/5	Oral Sex / Mental Injury	40/18
Poison/Noxious	12	Poison/Noxious	9
Pornography	25	Pornography	40
Sexual Contact	325	Sexual Contact	250
Sexual Exploitation	34	Sexual Exploitation	18
Sexual Penetration	157	Sexual Penetration	116
Voyeurism	2	Voyeurism	6
Subdural Hematoma	6	Subdural Hematoma	0
Suffocation	14	Suffocation	26
Threat of Harm	10	Threat of Harm	14
Total for Month	747	Total for Month	620

ABUSE ALLEGATIONS REPORTED BY TYPE

DECEMBER 2012		JANUARY 2013	
<i>Allegation Title</i>	<i># Reported</i>	<i>Allegation Title</i>	<i># Reported</i>
Bruises Cuts & Welts	14	Bruises Cuts & Welts	12
Abuse with a Deadly Weapon	2	Abuse with a Deadly Weapon	4
Bone Fractures	15	Bone Fractures	11
Brain Damage/Skull Fracture	5	Brain Damage/Skull Fracture	3
Burns/Scalding	26	Burns/Scalding	21
Failure to Protect/Thrive	14/8	Failure to Protect/Thrive	22/3
Immersion/ DEATH	2/1	Immersion/ DEATH	1/0
Indecent Exposure	10	Indecent Exposure	16
Internal Injuries	1	Internal Injuries	2
Juvenile Aggressor	4	Juvenile Aggressor	4
Malnutrition	0	Malnutrition	0
Medical Neglect of Dis. Infant	0	Medical Neglect of Dis. Infant	0
Oral Sex / Mental Injury	30/16	Oral Sex/ Mental Injury	28/26
Poison/Noxious	5	Poison/Noxious	2
Pornography	10	Pornography	22
Sexual Contact	203	Sexual Contact	276
Sexual Exploitation	8	Sexual Exploitation	16
Sexual Penetration	89	Sexual Penetration	133
Voyeurism	2	Voyeurism	7
Subdural Hematoma	1	Subdural Hematoma	7
Suffocation	12	Suffocation	20
Threat of Harm	8	Threat of Harm	17
Total for Month	486	Total for Month	631
FEBRUARY 2013		MARCH 2013	
<i>Allegation Title</i>	<i># Reported</i>	<i>Allegation Title</i>	<i># Reported</i>
Bruises Cuts & Welts	8	Bruises Cuts & Welts	14
Abuse with a Deadly Weapon	10	Abuse with a Deadly Weapon	3
Bone Fractures	12	Bone Fractures	10
Brain Damage/Skull Fracture	2	Brain Damage/Skull Fracture	4
Burns/Scalding	17	Burns/Scalding	11
Failure to Protect/Thrive	16/1	Failure to Protect/Thrive	17/5
Immersion/ DEATH	1/1	Immersion/ DEATH	3/5
Indecent Exposure	13	Indecent Exposure	19
Internal Injuries	1	Internal Injuries	0
Juvenile Aggressor	1	Juvenile Aggressor	3
Malnutrition	1	Malnutrition	0
Medical Neglect of Dis. Infant	0	Medical Neglect of Dis. Infant	0
Oral Sex / Mental Injury	27/13	Oral Sex / Mental Injury	46/14
Poison/Noxious	8	Poison/Noxious	8
Pornography	11	Pornography	12
Sexual Contact	225	Sexual Contact	284
Sexual Exploitation	24	Sexual Exploitation	16
Sexual Penetration	96	Sexual Penetration	117
Voyeurism	9	Voyeurism	10
Subdural Hematoma	3	Subdural Hematoma	1
Suffocation	13	Suffocation	14
Threat of Harm	13	Threat of Harm	9
Total for Month	526	Total for Month	625

CHART A (JAN 2013)
ARKANSAS STATE POLICE CRIMES AGAINST CHILDREN DIVISION
INVESTIGATOR ACTIVITY

Administrator - Debbie Roark		NUMBER ASSIGNED	NUMBER CLOSED	TRUE	UNSUB	INACTIVE	INITIATED	COMPLETED TIMELY	INTERVIEWS
AREA 1									
	Bellinda Reynolds	9	9	4	5	0	9	9	50
	Kimberly Pierce	10	23	9	14	0	10	10	50
	Karis Chastain	8	12	4	8	0	8	2	72
	Bob Willis	9	10	5	5	0	9	2	52
	Dale Chiddister	9	13	9	4	0	9	8	45
	Tracie Moreland	10	11	2	9	0	10	1	60
	Jim Kibat	9	3	1	2	0	9	0	59
	Tiffany Kurkowski	11	19	7	10	2	11	5	32
	Ken Hunt - Supervisor	0	0	0	0	0	0	0	0
	TOTAL	75	100	41	57	2	75	37	420
AREA 2									
	Sherrri Buckner	8	4	0	4	0	8	2	64
	Sam Dorough	11	3	1	2	0	11	3	60
	Dana Dusha	8	9	3	6	0	8	5	34
	Tara Flute	12	8	2	6	0	12	5	43
	Christy Jackson	11	7	1	6	0	11	7	87
	Tamara Jones	10	9	4	5	0	10	8	57
	Deanna Lacefield	9	9	3	6	0	9	5	68
	Teri Ward - Supervisor	0	0	0	0	0	0	0	0
	TOTAL	69	49	14	35	0	69	35	413
AREA 3									
	Allison Vanaman	11	4	1	3	0	11	3	120
	Cassandra Labahn	15	12	5	7	0	15	11	65
	Jim Miliam	0	0	0	0	0	0	0	0
	Kevin Estes	5	4	1	3	0	5	3	7
	Michael Hall	0	8	2	6	0	0	3	66
	Misty Fowler	9	9	6	3	0	9	1	40
	J. R. Davenport - Supervisor	0	0	0	0	0	0	0	0
	TOTAL	40	37	15	22	0	40	21	298
AREA 1	AREA 2	AREA 3	AREA 4	AREA 5	AREA 6	AREA 7	AREA 8	AREA 9	
Benton	Crawford, Franklin	Baxter, Boone,	Pulaski	Cleburne, Lee	Clay, Craighead,	Arkansas, Ashley,	Clark, Columbia, Gr	Faulkner, Garland,	
Washington	Johnson, Logan	Carroll, Fulton		Jackson, Lonoke	Crittenden, Greene,	Bradley, Calhoun,	Hempstead, Howard	Perry, Saline,	
	Pope, Sebastian	Izard, Lawrence,		Independence,	Mississippi, Poinset	Chicot, Cleveland,	Hot Spring, Lafayette	Van Buren, Conway	
	Yell	Madison, Marion		Monroe, Phillips	Cross	Dallas, Desha,	Little River, Miller,		
		Searcy, Sharp, Stone		St. Francis,		Quachita, Union	Pike, Polk, Scott,		
				Woodruff		Drew	Sevier		

CHART A (JAN 2013)
ARKANSAS STATE POLICE CRIMES AGAINST CHILDREN DIVISION
INVESTIGATOR ACTIVITY

	NUMBER ASSIGNED	NUMBER CLOSED	TRUE	UNSUB	INACTIVE	INITIATED	COMPLETED TIMELY	INTERVIEWS
AREA 4								
Andrea Carter	12	9	4	5	0	12	9	121
Suzanne Harris	11	11	3	8	0	11	11	174
Garrick Rogers	12	8	2	6	0	12	8	162
Mary Pifer	12	13	2	11	0	12	12	153
Niya Shaw	4	12	4	8	0	4	7	22
Tonya Tackett	12	8	6	2	0	12	5	118
Daryl Tidwell	12	12	4	7	0	12	10	161
Matt Caton - Supervisor	0	0	0	0	0	0	0	0
TOTAL	75	73	25	47	0	75	62	911
AREA 5								
Tammy Dulaney	23	18	6	12	0	23	16	107
John Geelan	4	8	1	7	0	4	2	60
Darla Thompson	11	2	2	0	0	11	1	85
VACANT	0	0	0	0	0	0	0	0
VACANT	0	0	0	0	0	0	0	0
Jamey Nesbitt-Supervisor	0	9	2	7	0	0	0	50
TOTAL	38	37	11	26	0	38	19	302
AREA 6								
Josh Dixson	9	8	4	3	1	9	3	80
Andrew Wills	0	6	4	2	0	0	0	10
Rebecca Cunningham	11	9	2	7	0	11	7	92
Lesley Faulkner	10	8	3	4	1	10	4	50
Lakesha White	9	10	3	7	0	9	5	93
Rita Owens	11	4	0	4	0	11	2	90
Jamie Moore	11	11	4	5	2	10	6	70
Sherrice Vales	8	8	0	8	0	8	5	50
Lea Ann Vanaman - Supervisor	0	0	0	0	0	0	0	0
TOTAL	69	64	20	40	4	68	32	535

**CHART A (JAN 2013)
 ARKANSAS STATE POLICE CRIMES AGAINST CHILDREN DIVISION
 INVESTIGATOR ACTIVITY**

	NUMBER ASSIGNED	NUMBER CLOSED	TRUE	UNSUB	INACTIVE	INITIATED	COMPLETED TIMELY	INTERVIEWS
AREA 7								
Stephanie Britton	5	6	5	1	0	5	5	72
Kay Childs-Travis	9	5	2	3	0	9	5	41
Mavra Franklin	7	6	2	4	0	7	2	30
Anita Hammons	3	8	6	2	0	3	1	60
Dorris Hill	6	6	2	4	0	6	4	65
Trinia Isaac	7	7	1	6	0	7	4	60
Kimberly Owens	9	10	7	3	0	9	9	74
Phyllis Newton - Supervisor	0	0	0	0	0	0	0	2
TOTAL	46	48	25	23	0	46	30	404
AREA 8								
Aalisa Gorden	13	11	9	2	0	12	0	85
David Hampton	8	3	1	2	0	8	3	45
Emily Hampton	8	1	0	1	0	8	1	60
Kathy House	10	5	2	3	0	10	3	60
Doug Shuffield	0	0	0	0	0	0	0	0
Kristi Williamson	17	5	4	1	0	17	4	85
Laurie Alexander - Supervisor	0	0	0	0	0	0	0	0
TOTAL	56	25	16	9	0	55	11	335
AREA 9								
Charles Anderson	9	15	6	9	0	9	9	122
Zack Barnes	9	12	2	10	0	9	5	45
Amanda Clay-Chaney	11	16	5	11	0	11	3	30
Sarah Longtin	0	20	5	15	0	0	1	50
Linda Powell	5	18	7	11	0	5	4	25
Suzie Roberts	8	12	4	8	0	8	6	53
Tollice Sutter	6	7	4	3	0	6	4	55
Michelle Gatlin - Supervisor	0	0	0	0	0	0	0	0
TOTAL	48	100	33	67	0	48	32	380
UNIT TOTAL	516	533	200	326	6	514	279	3,998

**CHART A (FEB 2013)
ARKANSAS STATE POLICE CRIMES AGAINST CHILDREN DIVISION
INVESTIGATOR ACTIVITY**

Administrators	NUMBER ASSIGNED	NUMBER CLOSED	TRUE	UNSUB	INACTIVE	INITIATED	COMPLETED TIMELY	INTERVIEWS
AREA 1								
Belinda Reynolds	8	8	4	4	0	8	8	45
Kimberly Pierce	8	9	1	6	2	8	6	45
Karis Chastain	8	13	6	7	0	8	3	59
Bob Willis	8	12	6	6	0	8	8	48
Dale Chiddister	7	11	5	6	0	7	7	45
Tracie Moreland	7	7	5	2	0	7	5	60
Jim Kibat	8	9	4	5	0	8	7	64
Tiffany Kurkowski	9	9	2	7	0	9	8	32
Ken Hunt - Supervisor	0	0	0	0	0	0	0	0
TOTAL	63	78	33	43	2	63	54	398
AREA 2								
Sherrri Buckner	10	6	2	4	0	10	5	90
Sam Dorough	1	8	3	5	0	1	8	15
Dana Dusha	9	7	5	2	0	9	4	38
Tara Flute	8	11	5	6	0	8	7	54
Christy Jackson	10	12	7	5	0	10	12	71
Tamara Jones	9	9	5	4	0	9	7	59
Deanna Lacefield	8	11	7	4	0	8	10	62
Teri Ward - Supervisor	0	0	0	0	0	0	0	3
TOTAL	55	64	34	30	0	55	53	392
AREA 3								
Jim Miliam	5	10	5	5	0	5	8	75
Jamie Nesbitt	7	16	8	8	0	7	7	75
Kevin Estes	1	4	1	3	0	1	4	17
Allison Vanaman	0	0	0	0	0	0	0	0
Cassandra Labahn	4	16	8	8	0	4	4	68
Misty Fowler	4	12	5	7	0	4	9	35
J. R. Davenport - Supervisor	0	2	2	0	0	0	0	0
TOTAL	21	60	29	31	0	21	28	270
AREA 1								
Benton	Crawford, Franklin	Baxter, Boone,	Pulaski	AREA 5	AREA 6	AREA 7	AREA 8	AREA 9
Washington	Johnson, Logan	Carroll, Fulton		Cleburne, Lee	Clay, Craighead,	Arkansas, Ashley,	Clark, Columbia, Grant	Faulkner, Garland,
	Pope, Sebastian	Izard, Lawrence,		Jackson, Lonoke	Crittenden, Greene,	Bradley, Calhoun,	Hempstead, Howard,	Perry, Saline,
	Yell	Madison, Marlon		Independence,	Mississippi, Poliset	Chicot, Cleveland,	Hot Spring, Lafayette,	Van Buren, Conway
		Newton, Randolph		Monroe, Phillips	Cross	Dallas, Desha,	Little River, Miller,	
				Prairie, White,		Jefferson, Lincoln,	Montgomery, Nevada	
				Woodruff		Drew	Sevier	

**CHART A (FEB 2013)
 ARKANSAS STATE POLICE CRIMES AGAINST CHILDREN DIVISION
 INVESTIGATOR ACTIVITY**

	ASSIGNED	CLOSED	TRUE	UNSUB	INACTIVE	INITIATED	COMPLETED TIMELY	INTERVIEWS
AREA 4								
Andrea Carter	10	10	3	7	0	10	9	104
Suzanne Harris	11	9	3	5	1	11	9	99
Garrick Rogers	11	9	2	7	0	11	9	176
Mary Pifer	10	5	1	4	0	10	5	104
Niya Shaw	5	12	4	7	1	5	5	31
Tonya Tackett	10	10	2	8	0	10	10	102
Daryl Tidwell	11	11	4	7	0	11	11	163
Matt Caton - Supervisor	0	0	0	0	0	0	0	0
TOTAL	68	66	19	45	2	68	58	779
AREA 5								
Tammy Dulaney	11	25	10	15	0	11	14	61
John Geelan	9	6	1	5	0	9	4	80
Darla Thompson	5	11	6	5	0	5	5	92
Kalika Rogers	2	0	0	0	0	2	0	50
VACANT	0	0	0	0	0	0	0	0
Jamie Nesbitt - Supervisor	0	21	8	13	0	0	0	30
TOTAL	27	63	25	38	0	27	23	313
AREA 6								
Josh Dixon	8	8	3	5	0	8	6	70
Andy Willis	8	4	2	2	0	8	0	73
Rebecca Cunningham	8	13	11	2	0	8	12	84
Lesley Faulkner	8	10	7	3	0	8	9	40
Lakesha White	9	10	2	8	0	9	9	93
Rita Owens	9	10	3	7	0	9	10	112
Jamie Moore	7	13	5	8	0	7	9	62
Sherrice Vales	12	9	3	6	0	12	7	60
Lea Ann Vanaman - Supervisor	0	0	0	0	0	0	0	0
TOTAL	69	77	36	41	0	69	62	594

CHART A (FEB 2013)
 ARKANSAS STATE POLICE CRIMES AGAINST CHILDREN DIVISION
 INVESTIGATOR ACTIVITY

	ASSIGNED	CLOSED	TRUE	UNSUB	INACTIVE	INITIATED	COMPLETED TIMELY	INTERVIEWS
AREA 7								
Stephanie Britton	7	4	1	3	0	7	4	68
Kay Childs-Travis	5	9	5	4	0	5	8	43
Marva Franklin	8	5	1	4	0	8	4	32
Anita Hammons	3	5	1	4	0	3	2	48
Dorris Hill	6	6	2	4	0	6	6	65
T. Isaac	4	5	4	1	0	4	3	52
Kimberly Owens	5	7	2	5	0	5	7	49
Phyllis Newton - Supervisor	0	0	0	0	0	0	0	0
TOTAL	38	41	16	25	0	38	34	357
AREA 8								
Alisa Gorden	7	10	5	5	0	7	8	62
David Hampton	5	12	5	7	0	5	7	40
Emily Hampton	3	4	2	2	0	3	3	55
Kathy House	7	7	2	5	0	7	3	50
Doug Shufield	0	0	0	0	0	0	0	0
Kristi Williamson	7	13	11	2	0	7	7	70
Laurie Alexander - Supervisor	0	0	0	0	0	0	0	0
TOTAL	29	46	25	21	0	29	28	277
AREA 9								
Charles Anderson	11	9	4	5	0	9	7	97
Zack Barnes	9	10	5	5	0	9	7	45
Amanda Clay-Chaney	10	10	4	6	0	10	6	50
Linda Powell	9	8	1	7	0	9	4	25
Suzie Roberts	8	10	3	7	0	8	7	57
Tollece Sutter	7	8	4	4	0	7	6	70
Michelle Gatlin- Supervisor	0	0	0	0	0	0	0	0
TOTAL	54	55	21	34	0	52	37	344
UNIT TOTAL	424	550	238	308	4	396	379	3,724

CHART A (MARCH 2013)
ARKANSAS STATE POLICE CRIMES AGAINST CHILDREN DIVISION
INVESTIGATOR ACTIVITY

Administrator - Debbie Roark		Number Assigned	Number Closed	TRUE	UNSUB	INACTIVE	INITIATED	COMPLETED TIMELY	INTERVIEWS
AREA 1									
	Belinda Reynolds	11	4	1	3	0	11	4	55
	Kimberly Pierce	10	7	0	7	0	10	6	45
	Karis Chastain	11	11	3	8	0	11	7	55
	Bob Willis	12	6	1	5	0	12	4	52
	Dale Chiddister	6	2	0	2	0	6	2	30
	Tracie Moreland	13	8	2	6	0	13	4	56
	Jim Kibat	9	5	3	2	0	9	5	69
	Tiffany Kurkowski	12	11	3	8	0	12	8	45
	Ken Hunt - Supervisor	0	0	0	0	0	0	0	0
	TOTAL	84	54	13	41	0	84	40	407
AREA 2									
	Sherrri Buckner	8	10	3	7	0	8	7	72
	Dana Dusha	11	9	2	7	0	11	8	46
	Tara Flute	9	8	5	3	0	9	5	47
	Christy Jackson	7	9	3	6	0	7	9	55
	Ta	10	10	3	7	0	10	10	61
	Deanna Lacefield	9	6	2	4	0	9	6	72
	Teri Ward - Supervisor	0	0	0	0	0	0	0	1
	TOTAL	54	52	18	34	0	54	45	354
AREA 3									
	Jim Miliam	0	0	0	0	0	0	0	0
	Mike Hall	6	2	0	1	1	6	1	52
	C. Labahn	7	8	6	2	0	7	3	51
	Kevin Estes	5	0	0	0	0	5	0	19
	Misty Fowler	10	6	3	3	0	10	6	50
	Allison Vanaman	5	5	3	2	0	5	5	100
	J. R. Davenport - Supervisor	0	0	0	0	0	0	0	0
	TOTAL	33	21	12	8	1	33	15	272
AREA 1	AREA 2	AREA 3	AREA 4	AREA 5	AREA 6	AREA 7	AREA 8	AREA 9	
Benton	Crawford, Franklin	Baxter, Boone,	Pulaski	Cleburen, Lee	Clay, Craighead,	Arkansas, Ashley,	Clark, Columbia,	Faulkner, Garland,	
Washington	Johnson, Logan	Carroll, Fulton		Jackson, Lonoke	Crittenden, Greene,	Bradley, Calhoun,	Hempstead, Howard,	Perry, Saline,	
	Pope, Sebastian	Izard, Lawrence,		Independence,	Mississippi, Poinsett	Chicot, Cleveland,	Hot Spring, Lafayette,	Van Buren, Conway	
		Madison, Marlon		Monroe, Phillips	Cross	Dallas, DeSha,	Little River, Miller,		
		Searcy, Sharp, Stone		St. Francis,		Quachita, Union	Pike, Polk, Scott,		
				Woodruff		Drew, Grant	Sevier, Yell		

CHART A (MARCH 2013)
ARKANSAS STATE POLICE CRIMES AGAINST CHILDREN DIVISION
INVESTIGATOR ACTIVITY

	NUMBER ASSIGNED	NUMBER CLOSED	TRUE	UNSUB	INACTIVE	INITIATED	COMPLETED TIMELY	INTERVIEWS
AREA 4								
Andrea Carter	7	4	3	1	0	7	4	119
Suzanne Harris	9	11	7	4	0	9	11	168
Garrick Rogers	10	10	6	4	0	10	10	182
Mary Pifer	9	12	7	5	0	9	12	149
Tim Lipscomb	8	11	2	9	0	8	8	85
Tonya Tackett	9	11	5	6	0	9	10	128
Daryl Tidwell	11	11	3	8	0	11	11	139
Matt Caton - Supervisor	0	0	0	0	0	0	0	0
TOTAL	63	70	33	37	0	63	66	970
AREA 5								
Tammy Dulaney	14	21	9	12	0	14	9	63
John Geelan	6	10	6	4	0	6	6	77
Darla Thompson	10	11	1	10	0	10	4	74
Kaika Rogers	6	5	2	3	0	6	4	50
Howard Ross	0	0	0	0	0	0	0	14
Jamey Nesbitt - Supervisor	0	12	3	9	0	0	0	40
TOTAL	36	59	21	38	0	36	23	318
AREA 6								
Josh Dixon	8	7	2	3	2	8	5	80
Andy Wills	11	8	5	3	0	11	6	75
Rebecca Cunnning	7	6	3	3	0	7	6	63
Lesley Faulkner	7	9	2	5	2	7	7	35
Lakesha White	7	8	3	5	0	7	8	83
Rita Owens	10	13	4	9	0	10	4	90
Jamie Moore	8	6	1	5	0	8	5	35
Sherrice Vales	9	13	5	8	0	9	11	60
Lea Ann Vanaman - Supervisor	0	0	0	0	0	0	0	0
TOTAL	67	70	25	41	4	67	52	521

**CHART A (MARCH 2013)
 ARKANSAS STATE POLICE CRIMES AGAINST CHILDREN DIVISION
 INVESTIGATOR ACTIVITY**

	NUMBER ASSIGNED	NUMBER CLOSED	TRUE	UNSUB	INACTIVE	INITIATED	COMPLETED TIMELY	INTERVIEWS
AREA 7								
Stephanie Britton	10	8	6	2	0	10	8	89
Kay Childs-Travis	0	5	5	0	0	0	4	10
Marva Franklin	8	10	4	6	0	8	7	40
Anita Hammons	9	9	6	3	0	9	5	48
Dorris Hill	11	4	3	1	0	11	3	70
Trinia Isaac	10	4	2	2	0	10	2	67
Kimberly Owens	11	6	2	4	0	11	5	74
Phyllis Newton - Supervisor	0	0	0	0	0	0	0	0
TOTAL	59	46	28	18	0	59	34	398
AREA 8								
Alisa Gorden	14	7	4	3	0	14	3	55
David Hampton	9	2	1	1	0	9	1	45
Emily Hampton	8	6	3	3	0	8	5	85
Kathy House	6	12	6	6	0	6	8	56
Doug Shuffield	0	0	0	0	0	0	0	0
Kristi Williamson	12	12	4	8	0	12	8	85
Laurie Alexander - Supervisor	0	0	0	0	0	0	0	0
TOTAL	49	39	18	21	0	49	25	326
AREA 9								
Charles Anderson	8	16	8	8	0	8	15	124
Zack Barnes	6	14	4	10	0	6	9	32
Amanda Clay-Chaney	9	12	5	7	0	9	10	45
Katherine Finnegan	1	4	1	3	0	1	0	15
Linda Powell	8	10	3	7	0	8	6	22
Suzie Roberts	8	10	5	5	0	7	8	84
Tollice Sutter	6	6	2	4	0	6	4	60
Michelle Gatlin- Supervisor	0	0	0	0	0	0	0	0
TOTAL	46	72	28	44	0	45	52	382
UNIT TOTAL	491	483	196	282	5	490	352	3948

COUNTY TOTALS
JAN-MARCH 2013

ARKANSAS 6	MONROE 4
ASHLEY 11	MONTGOMERY 9
BAXTER 16	NEVADA 3
BENTON 95	NEWTON 5
BOONE 19	OUACHITA 20
BRADLEY 6	PERRY 5
CALHOUN 1	PHILLIPS 11
CARROLL 14	PIKE 5
CHICOT 2	POINSETTE 26
CLARK 12	POLK 11
CLAY 12	POPE 21
CLEBURN 11	PRAIRIE 2
CLEVELAND 2	PULASKI 177
COLUMBIA 5	RANDOLPH 9
CONWAY 14	SALINE 42
CRAIGHEAD 61	SCOTT 14
CRAWFORD 35	SEARCY 7
CRITTENDEN 29	SEBASTIAN 62
CROSS 13	SEVIER 9
DALLAS 4	SHARP 4
DESHA 9	ST. FRANCIS 8
DREW 14	STONE 5
FAULKNER 41	UNION 16
FRANKLIN 7	VAN BUREN 7
FULTON 3	WASHINGTON 105
GARLAND 38	WHITE 36
GRANT 10	WOODRUFF 6
GREENE 36	<u>YELL 16</u>
HEMPSTEAD 7	TOTAL 1431
HOT SPRINGS 26	
HOWARD 5	
INDEPENDENCE 15	
IZARD 6	
JACKSON 6	
JEFFERSON 35	
JOHNSON 17	
LAFAYETTE 5	
LAWRENCE 8	
LEE 1	
LINCOLN 7	
LITTLE RIVER 5	
LOGAN 20	
LONOKE 31	
MADISON 8	
MARION 11	
MILLER 18	
MISSISSIPPI 29	

Criminal Suspect Interviews	<u>283</u>
Crime Lab Results	<u>13</u>
Medical	<u>24</u>
Out of State Information	<u>35</u>
Staff Shortages	<u>300</u>
Other	<u>144</u>

(Other -Unable to locate, additional interviews and safety response)