

Oversight Report
Crimes Against Children Division

(July - September 2013)

Introduction

This report shows the performance of the Arkansas State Police, Crimes Against Children Division (CACD) in the *first quarter* of the Fiscal year 2014.

The CACD is evaluated on six (6) performance indicators of compliance, which were developed during the Angela R. lawsuit in Federal Court in the 1990's. Also, the indicators are a part of the oversight of the agreement with the Arkansas Department of Human Services – Division of Children and Family Services (DCFS).

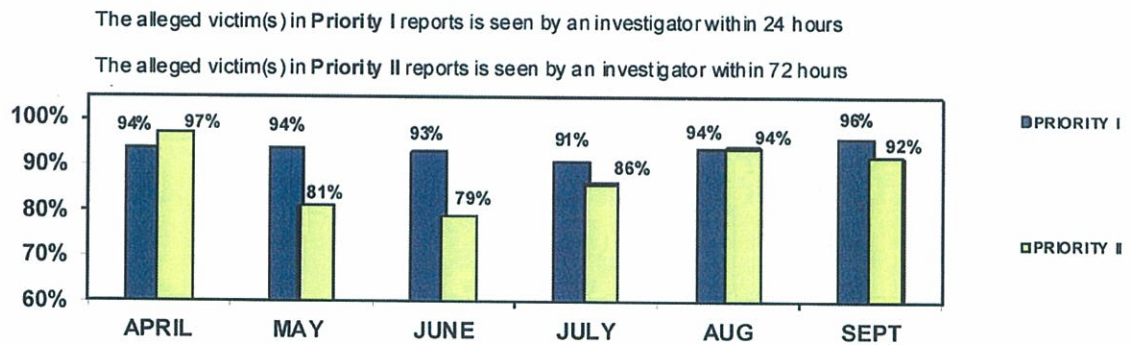
- ✓ Indicator 01b - The alleged victim(s) in Priority I reports is seen by an investigator within 24 hours.
- ✓ Indicator 02b - The alleged victim(s) in Priority II reports is seen by an investigator within 72 hours.
- ✓ Indicator 03b - All children in the home are seen during the investigation.
- ✓ Indicator 04b - The victim is interviewed/observed outside the presence of the offender.
- ✓ Indicator 05b - Parents/Caretakers are interviewed in all investigations.
- ✓ Indicator 06b - Investigations are concluded within 30 days of receipt of the allegation.
- ✓ NOTE: Effective August 16, 2013, Act 426 of 2013 extended the time for which investigations are to be concluded to 45 days.

This report presents the Crimes Against Children Division's compliance rate with each of the performance indicators, followed by the individual sections' activity. The self-monitored areas are included in the appropriate section; if not previously presented in the performance indicator information.

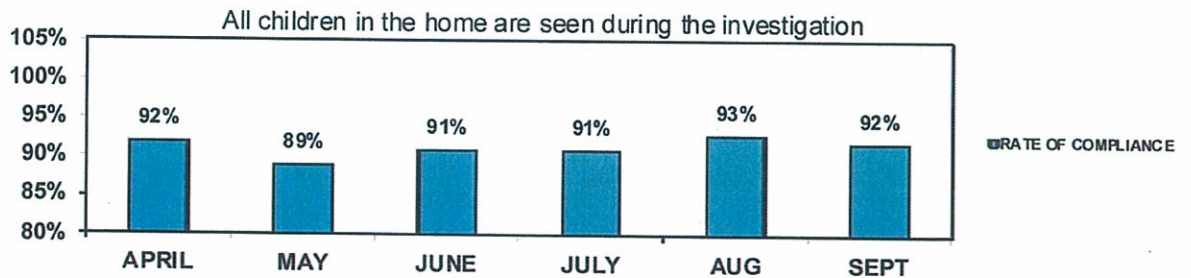
Compliance Rates

By agreement with the Department of Human Services, the Crimes Against Children Division is required to meet a minimum of 85% compliance in each Performance Indicator. The compliance rates reported here are from the monthly Compliance Outcome Report (COR) published by the Division of Children and Family Services.

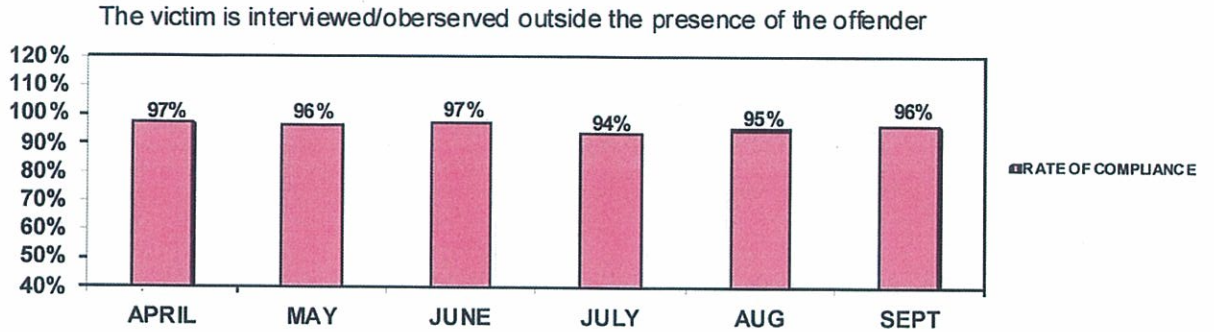
Performance Indicators 1b and 2b require that victim children are seen within 24 hours in a Priority I and 72 hours in a Priority II allegation, respectively.



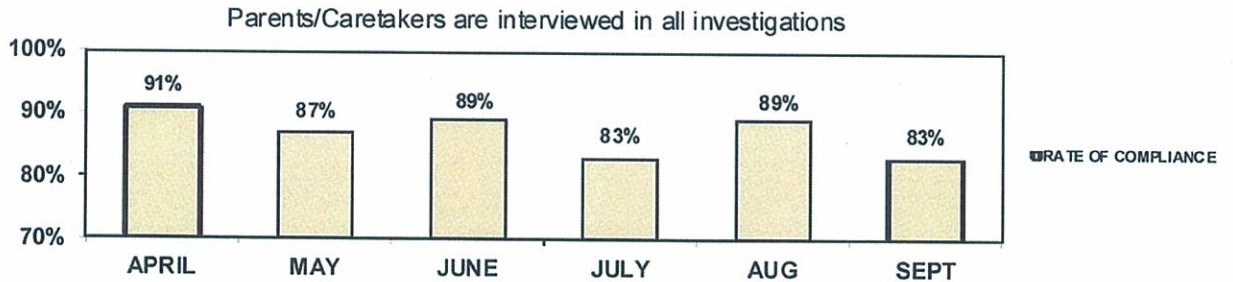
Performance indicators 3b – All children in the home are seen during the investigation.



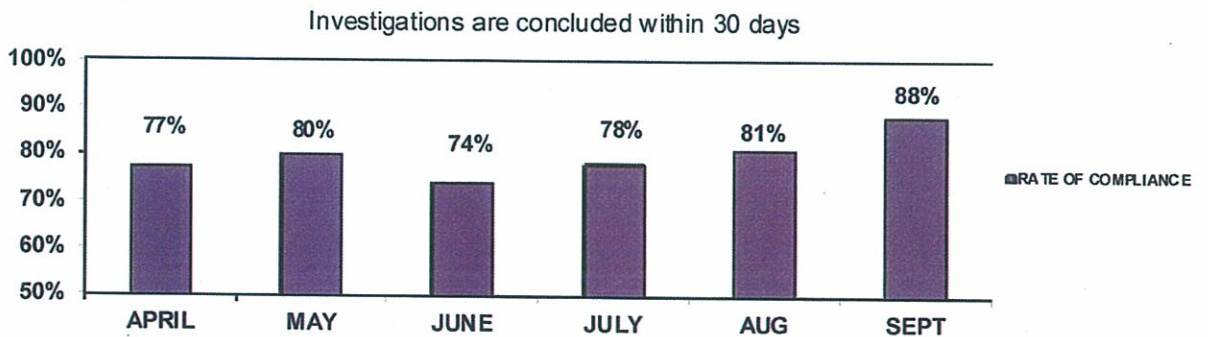
Performance indicator 4b – The child is interviewed (non-verbal children observed) outside the presence of the alleged offender.



Performance indicators 5b – Parents/Caretakers are interviewed in all cases.



Performance indicator 6b – Investigations completed within 30 days of receipt.



Investigation Section

As demonstrated in the chart, the 'true' rate averaged 44% for the months of July, August and September.

<u>Month</u>	<u>Opened</u>	<u>Closed</u>	<u>True</u>	<u>Sub Rate</u>	<u>Total Active</u>	<u>Active >30</u>
July	450	468	207	44%	588	214
August	446	445	201	45%	582	205
September	429	374	166	44%	628	155
Total	1,325	1,287	574	44%	1,798	574

When a Priority I allegation is received, local law enforcement is notified. The local agency has the option of conducting the investigation independently or jointly with CACD, or declining involvement at that point. If local authorities decline to investigate and if the CACD investigator finds sufficient information to suspect that a serious crime has occurred, the investigator shall contact the State Police Criminal Investigation Division (CID) and request that a criminal investigation be conducted.

CACD investigators forward reports on 'true' investigations to the prosecuting attorney for review and possible criminal prosecution.

Child Abuse Hotline

Hotline activity during the three (3) months:

	<u>Calls Received</u>	<u>Reports Accepted</u>
July	4,289	2,418
August	5,067	2,506
<u>September</u>	<u>5,721</u>	<u>2,688</u>
Total	15,077	7,612

The following chart demonstrates the relationship of the "Sexual & Physical Abuse" Priority I & II reports to the total number of cases accepted by the Hotline for investigation. The Hotline dispatched **1,420** cases for investigation by the CACD during the three-month period, while DCFS was assigned **6,192** Priority II cases.

	<u>Total Reports</u>	<u># Sexual & Physical Abuse</u>	<u>% Total = Sexual & Physical Abuse</u>
July	2,418	473	20%
August	2,506	481	19%
September	<u>2,688</u>	<u>466</u>	<u>17%</u>
Total	7,612	1,420	19%

**MANDATED REPORTER CALLS TO THE ARKANSAS STATE POLICE CHILD ABUSE HOTLINE
DURING THE TIME FRAME OF 7/1/13 THROUGH 9/30/13**

Attorney Ad Litem	13
CACD Employee	53
CASAVolunteer	8
Case Manager	35
Child Advocacy/Child Safety Center Employee	26
Child Care Worker or Foster Care Worker	10
Clergy	17
Contracted DHS Employee	1
Coroner/Medical Examiner	0
Counselor/Therapist	518
Court	13
Day Care Provider	111
Dental Hygienist	0
Dentist	1
DHS Employee	280
Domestic Abuse Advocate	5
Domestic Violence Shelter Employee/Volunteer	5
FINS Officer	5
Foster Parent	16
Hospital	170
Judge	1
Juvenile Probation Officer	51
Law Enforcement	978
Mental Health Professional	143
Nurse/Other Medical Professional	350
Physician	44
Prosecuting Attorney	4
Rape Crisis Advocate	0
Resident Intern	1
School	189
School Counselor	304
School Official	63
Teacher	174
Social Worker	230
Surgeon	0
Sexual Abuse Advocate	0
Victim Assistance Professional	11
Victim/Witness Coordinator	3
MANDATED REPORTERS	3,833

SECTION II

**CRIMES AGAINST CHILDREN
DIVISION**

**SEVERE PHYSICAL & SEXUAL
ABUSE ALLEGATIONS REPORTED
BY TYPE
&
CIVILIAN INVESTIGATORS' ACTIVITIES**

QUARTERLY REPORT

JULY – SEPTEMBER 2013

ABUSE ALLEGATIONS REPORTED BY TYPE

OCTOBER 2012		NOVEMBER 2012	
<i>Allegation Title</i>	<i># Reported</i>	<i>Allegation Title</i>	<i># Reported</i>
Bruises Cuts & Welts	9	Bruises Cuts & Welts	20
Abuse with a Deadly Weapon	7	Abuse with a Deadly Weapon	3
Bone Fractures	13	Bone Fractures	3
Brain Damage/Skull Fracture	1	Brain Damage/Skull Fracture	3
Burns/Scalding	19	Burns/Scalding	17
Failure to Protect/Thrive	50	Failure to Protect/Thrive	14/6
Immersion/ DEATH	2/1	Immersion/DEATH	0/2
Indecent Exposure	19	Indecent Exposure	14
Internal Injuries	0	Internal Injuries	0
Juvenile Aggressor	5	Juvenile Aggressor	1
Malnutrition	0	Malnutrition	0
Medical Neglect of Dis. Infant	0	Medical Neglect of Dis. Infant	0
Oral Sex/Mental Injury	31/5	Oral Sex/Mental Injury	40/18
Poison/Noxious	12	Poison/Noxious	9
Pornography	25	Pornography	40
Sexual Contact	325	Sexual Contact	250
Sexual Exploitation	34	Sexual Exploitation	18
Sexual Penetration	157	Sexual Penetration	116
Voyeurism	2	Voyeurism	6
Subdural Hematoma	6	Subdural Hematoma	0
Suffocation	14	Suffocation	26
Threat of Harm	10	Threat of Harm	14
Total for Month	747	Total for Month	620
DECEMBER 2012		JANUARY 2013	
<i>Allegation Title</i>	<i># Reported</i>	<i>Allegation Title</i>	<i># Reported</i>
Bruises Cuts & Welts	14	Bruises Cuts & Welts	12
Abuse with a Deadly Weapon	2	Abuse with a Deadly Weapon	4
Bone Fractures	15	Bone Fractures	11
Brain Damage/Skull Fracture	5	Brain Damage/Skull Fracture	3
Burns/Scalding	26	Burns/Scalding	21
Failure to Protect/Thrive	14/8	Failure to Protect/Thrive	22/3
Immersion/ DEATH	2/1	Immersion/ DEATH	1/0
Indecent Exposure	10	Indecent Exposure	16
Internal Injuries	1	Internal Injuries	2
Juvenile Aggressor	4	Juvenile Aggressor	4
Malnutrition	0	Malnutrition	0
Medical Neglect of Dis. Infant	0	Medical Neglect of Dis. Infant	0
Oral Sex/ Mental Injury	30/16	Oral Sex / Mental Injury	28/26
Poison/Noxious	5	Poison/Noxious	2
Pornography	10	Pornography	22
Sexual Contact	203	Sexual Contact	276
Sexual Exploitation	8	Sexual Exploitation	16
Sexual Penetration	89	Sexual Penetration	133
Voyeurism	2	Voyeurism	7
Subdural Hematoma	1	Subdural Hematoma	7
Suffocation	12	Suffocation	20
Threat of Harm	8	Threat of Harm	17
Total for Month	486	Total for Month	631

ABUSE ALLEGATIONS REPORTED BY TYPE

FEBRUARY 2013		MARCH 2013	
<i>Allegation Title</i>	<i># Reported</i>	<i>Allegation Title</i>	<i># Reported</i>
Bruises Cuts & Welts	8	Bruises Cuts & Welts	14
Abuse with a Deadly Weapon	10	Abuse with a Deadly Weapon	3
Bone Fractures	12	Bone Fractures	10
Brain Damage/Skull Fracture	2	Brain Damage/Skull Fracture	4
Burns/Scalding	17	Burns/Scalding	11
Failure to Protect/Thrive	16/1	Failure to Protect/Thrive	17/5
Immersion/ DEATH	1/1	Immersion/DEATH	3/5
Indecent Exposure	13	Indecent Exposure	19
Internal Injuries	1	Internal Injuries	0
Juvenile Aggressor	1	Juvenile Aggressor	3
Malnutrition	1	Malnutrition	0
Medical Neglect of Dis. Infant	0	Medical Neglect of Dis. Infant	0
Oral Sex/Mental Injury	27/13	Oral Sex/Mental Injury	46/14
Poison/Noxious	8	Poison/Noxious	7
Pornography	11	Pornography	12
Sexual Contact	225	Sexual Contact	284
Sexual Exploitation	24	Sexual Exploitation	16
Sexual Penetration	96	Sexual Penetration	117
Voyeurism	9	Voyeurism	10
Subdural Hematoma	3	Subdural Hematoma	1
Suffocation	13	Suffocation	14
Threat of Harm	13	Threat of Harm	9
Total for Month	526	Total for Month	625
APRIL 2013		MAY 2013	
<i>Allegation Title</i>	<i># Reported</i>	<i>Allegation Title</i>	<i># Reported</i>
Bruises Cuts & Welts	14	Bruises Cuts & Welts	8
Abuse with a Deadly Weapon	3	Abuse with a Deadly Weapon	1
Bone Fractures	7	Bone Fractures	9
Brain Damage/Skull Fracture	5	Brain Damage/Skull Fracture	4
Burns/Scalding	18	Burns/Scalding	20
Failure to Protect/Thrive	15/2	Failure to Protect/Thrive	16/5
Immersion/ DEATH	1/2	Immersion/ DEATH	1/6
Indecent Exposure	15	Indecent Exposure	15
Internal Injuries	1	Internal Injuries	0
Juvenile Aggressor	2	Juvenile Aggressor	4
Malnutrition	1	Malnutrition	0
Medical Neglect of Dis. Infant	0	Medical Neglect of Dis. Infant	0
Oral Sex/ Mental Injury	41/12	Oral Sex / Mental Injury	32/11
Poison/Noxious	15	Poison/Noxious	9
Pornography	12	Pornography	33
Sexual Contact	273	Sexual Contact	287
Sexual Exploitation	21	Sexual Exploitation	20
Sexual Penetration	126	Sexual Penetration	140
Voyeurism	4	Voyeurism	2
Subdural Hematoma	0	Subdural Hematoma	0
Suffocation	31	Suffocation	20
Threat of Harm	28	Threat of Harm	12
Total for Month	649	Total for Month	655

ABUSE ALLEGATIONS REPORTED BY TYPE

JUNE 2013		JULY 2013	
<i>Allegation Title</i>	<i># Reported</i>	<i>Allegation Title</i>	<i># Reported</i>
Bruises Cuts & Welts	9	Bruises Cuts & Welts	11
Abuse with a Deadly Weapon	2	Abuse with a Deadly Weapon	0
Bone Fractures	11	Bone Fractures	6
Brain Damage/Skull Fracture	4	Brain Damage/Skull Fracture	6
Burns/Scalding	10	Burns/Scalding	7
Failure to Protect/Thrive	15/2	Failure to Protect/Thrive	14/4
Immersion/ DEATH	2/5	Immersion/ DEATH	12/5
Indecent Exposure	20	Indecent Exposure	12
Internal Injuries	1	Internal Injuries	0
Juvenile Aggressor	5	Juvenile Aggressor	6
Malnutrition	0	Malnutrition	0
Medical Neglect of Dis. Infant	0	Medical Neglect of Dis. Infant	1
Oral Sex / Mental Injury	28/4	Oral Sex/ Mental Injury	38/4
Poison/Noxious	7	Poison/Noxious	7
Pornography	30	Pornography	15
Sexual Contact	251	Sexual Contact	287
Sexual Exploitation	18	Sexual Exploitation	14
Sexual Penetration	94	Sexual Penetration	109
Voyeurism	2	Voyeurism	9
Subdural Hematoma	1	Subdural Hematoma	1
Suffocation	12	Suffocation	23
Threat of Harm	6	Threat of Harm	14
Total for Month	539	Total for Month	605
AUGUST 2013		SEPTEMBER 2013	
<i>Allegation Title</i>	<i># Reported</i>	<i>Allegation Title</i>	<i># Reported</i>
Bruises Cuts & Welts	19	Bruises Cuts & Welts	15
Abuse with a Deadly Weapon	0	Abuse with a Deadly Weapon	2
Bone Fractures	10	Bone Fractures	5
Brain Damage/Skull Fracture	5	Brain Damage/Skull Fracture	4
Burns/Scalding	16	Burns/Scalding	20
Failure to Protect/Thrive	17/5	Failure to Protect/Thrive	11/1
Immersion/ DEATH	0/4	Immersion/ DEATH	2/2
Indecent Exposure	57	Indecent Exposure	16
Internal Injuries	0	Internal Injuries	1
Juvenile Aggressor	5	Juvenile Aggressor	9
Malnutrition	1	Malnutrition	1
Medical Neglect of Dis. Infant	0	Medical Neglect of Dis. Infant	0
Oral Sex / Mental Injury	42/5	Oral Sex / Mental Injury	35/1
Poison/Noxious	5	Poison/Noxious	6
Pornography	15	Pornography	17
Sexual Contact	257	Sexual Contact	230
Sexual Exploitation	12	Sexual Exploitation	12
Sexual Penetration/Sexual Solicitation	109/13	Sexual Penetration/Sexual Solicitation	103/5
Voyeurism	11	Voyeurism	23
Subdural Hematoma	4	Subdural Hematoma	3
Suffocation	15	Suffocation	22
Threat of Harm	11	Threat of Harm	14
Total for Month	638	Total for Month	560

CACD Breakdown of the Allegation Types and Alleged Victim Children that were Cited in All Referrals that were Accepted for Investigation

July - September 2013

ALLEGATION TYPE	Number of Referrals in which Allegation was Cited	Percentage (%) of All Referrals in which Allegation was Cited	Total Alleged Victim Children Involved in Allegation	0 to 1 Years	%	2 to 5 Years	%	6 to 9 Years	%	10 to 13 Years	%	14 Years and Older	%	Age Unknown	%
Sexual Contact	800	69.5	876	5	0.6	180	22.5	166	20.7	213	26.6	297	37.1	15	1.8
Sexual Penetration	387	33.6	404	1	0.2	62	16	52	13.4	92	23.7	195	50.3	2	0.05
Oral Sex	137	11.9	149	0	0	33	24	36	26.2	25	18.2	53	38.6	2	0.1
Sexual Exploitation	46	4	53	0	0	8	17.3	10	21.7	11	23.9	23	0.5	1	0.02
Live Sex Acts/Pornography (Permitting or Encouraging)	2	0.1	2	0	0	0	0	2	1	0	0	0	0	0	0
Indecent Exposure	61	5.3	73	0	0	11	18	23	37.7	17	27.8	19	31.1	3	0.04
Voyeurism	14	1.2	16	0	0	0	0	2	14	5	35.7	9	64.2	0	0
Exposure to Live Sex Acts/Pornography	58	5	72	0	0	16	27.5	28	48.2	15	25.8	9	15.5	4	0.06
Total of Victim's by Age				6		310		319		378		605		27	

*Multiple Allegations Can Be Cited for Each Referral

Breakdown of the Identified Relationships that Alleged Offenders have with Alleged Victim Children, by Allegation Type
JULY - SEPTEMBER 2013

ALLEGATION TYPE	Total Number of Relationship Types Cited for Allegation	Type of Relationship that Offender Has with Alleged Victim(s)	Number of Referrals in which Relationship Type was Identified	0 to 9 Years	10 to 19 Years	20 to 29 Years	30 to 39 Years	40 to 49 Years	50 to 59 Years	60 to 69 Years	70 and Older	Unknown
Sexual Contact	867	Mother	21	0	0	7	10	1	1	0	0	2
		Father	117	0	1	20	43	29	8	4	1	11
		Stepmother	4	0	0	1	1	1	0	0	0	1
		Stepfather	52	0	0	6	18	17	4	1	0	6
		Live-in/Significant Other	10	0	3	3	2	1	0	0	0	1
		Sister	1	0	1	0	0	0	0	0	0	0
		Brother	51	1	41	6	0	0	1	0	0	2
		Grandparent	41	0	0	0	0	4	17	16	2	2
		Great Grandparent	3	0	0	0	0	0	0	0	1	2
		Aunt/Uncle	44	0	6	7	12	11	4	0	1	3
		Great Aunt/Uncle	5	0	0	0	0	2	0	2	0	1
		Cousin	34	1	22	4	2	0	1	0	0	4
		Other Relative	14	0	3	4	2	1	1	2	1	0
		Foster Father	3	0	0	0	0	1	1	0	0	1
		Guardian	2	0	0	0	1	1	0	0	0	0
		Teacher	3	0	0	2	1	0	0	0	0	0
		Day Care	2	0	0	1	0	0	0	0	0	1
		Staff Person (Institution Facility)	4	0	0	2	2	0	0	0	0	0
		Neighbor	10	0	3	0	1	2	1	1	0	2
		Friend	6	0	3	0	1	0	0	0	0	2
		No Relation	375	1	109	85	53	29	8	5	3	82
		Unknown	59	0	7	4	2	2	2	0	0	42
		No Selection	6	0	0	1	0	0	0	1	0	4

This report is based on information recorded into CHRIS by CACD staff across the state.

Breakdown of the Identified Relationships that Alleged Offenders have with Alleged Victim Children, by Allegation Type

JULY - SEPTEMBER 2013

ALLEGATION TYPE	Total Number of Relationship Types Cited for Allegation	Type of Relationship that Offender Has with Alleged Victim(s)	Number of Referrals in which Relationship Type was Identified	0 to 9 Years	10 to 19 Years	20 to 29 Years	30 to 39 Years	40 to 49 Years	50 to 59 Years	60 to 69 Years	70 and Older	Unknown
Sexual Penetration	414	Mother	6	0	0	1	4	0	0	0	0	1
		Father	46	0	1	5	19	14	2	3	0	2
		Stepmother	2	0	0	1	0	1	0	0	0	0
		Stepfather	18	0	0	2	5	8	1	0	0	2
		Live In/Significant Other	9	0	3	3	3	0	0	0	0	0
		Sister	1	0	1	0	0	0	0	0	0	0
		Brother	20	0	17	2	0	0	0	0	0	1
		Grandparent	17	0	0	0	0	1	9	4	2	1
		Aunt/Uncle	17	0	2	4	3	4	3	0	0	1
		Great Aunt/Uncle	1	0	0	0	0	1	0	0	0	0
		Cousin	13	0	8	2	2	0	0	0	0	1
		Other Relative	4	0	0	2	0	1	1	0	0	0
		Foster Father	2	0	0	0	0	0	1	0	0	1
		Guardian	1	0	0	0	0	1	0	0	0	0
		Staff Person (Institution/Facility)	1	0	0	1	0	0	0	0	0	0
		Neighbor	1	0	0	0	0	1	0	0	0	0
		Friend	4	0	2	0	1	0	0	0	0	1
		No Relation	226	1	71	56	22	11	3	1	0	61
		Unknown	25	0	1	3	2	2	1	0	0	16

Breakdown of the Identified Relationships that Alleged Offenders have with Alleged Victim Children, by Allegation Type
 JULY - SEPTEMBER 2013

ALLEGATION TYPE	Total Number of Relationship Types Cited for Allegation	Type of Relationship that Offender has with Alleged Victim(s)	Number of Referrals in which Relationship Type was Identified	0 to 9 Years	10 to 19 Years	20 to 29 Years	30 to 39 Years	40 to 49 Years	50 to 59 Years	60 to 69 Years	70 and Older	Unknown
Sex (Oral)	147	Mother	4	0	0	3	1	0	0	0	0	0
		Father	21	0	1	3	7	6	2	1	0	1
		Stepmother	1	0	0	0	0	0	0	0	0	1
		Stepfather	10	0	0	3	2	3	1	0	0	1
		Live In/Significant Other	1	0	0	1	0	0	0	0	0	0
		Sister	1	0	1	0	0	0	0	0	0	0
		Brother	18	0	15	3	0	0	0	0	0	0
		Grandparent	7	0	0	0	0	0	2	4	1	0
		Aunt/Uncle	7	0	2	0	1	3	1	0	0	0
		Great Aunt/Uncle	1	0	0	0	0	1	0	0	0	0
		Cousin	12	1	10	0	1	0	0	0	0	0
		Other Relative	2	0	0	0	0	0	1	1	0	0
		Staff Person (Institution/Facility)	1	0	0	0	1	0	0	0	0	0
		Neighbor	1	0	0	0	0	0	0	0	0	1
		No Relation	54	0	23	7	7	6	1	0	0	10
		Unknown	4	0	0	0	1	0	0	0	0	3
		No Selection	2	0	0	1	0	0	0	0	0	1

Breakdown of the Identified Relationships that Alleged Offenders have with Alleged Victim Children, by Allegation Type
JULY - SEPTEMBER 2013

ALLEGATION TYPE	Total Number of Relationship Types Cited for Allegation	Type of Relationship that Offender Has with Alleged Victim(s)	Number of Referrals in which Relationship Type was Identified	0 to 9 Years	10 to 19 Years	20 to 29 Years	30 to 39 Years	40 to 49 Years	50 to 59 Years	60 to 69 Years	70 and Older	Unknown
Sexual Exploitation	54	Mother	5	0	0	1	2	2	0	0	0	0
		Father	5	0	0	0	3	2	0	0	0	0
		Stepmother	1	0	0	0	1	0	0	0	0	0
		Stepfather	2	0	0	0	0	2	0	0	0	0
		Live in/Significant Other	1	0	1	0	0	0	0	0	0	0
		Grandparent	5	0	0	0	1	1	1	1	0	1
		Aunt/Uncle	6	0	0	0	2	3	1	0	0	0
		Cousin	1	0	1	0	0	0	0	0	0	0
		Other Relative	1	0	0	0	0	0	0	0	1	0
		Teacher	1	0	0	0	1	0	0	0	0	0
		Neighbor	1	0	0	0	0	0	0	0	0	1
		No Relation	21	0	2	6	1	5	0	3	0	4
		Unknown	4	0	0	0	1	0	0	0	0	3

Breakdown of the Identified Relationships that Alleged Offenders have with Alleged Victim Children, by Allegation Type
JULY - SEPTEMBER 2013

ALLEGATION TYPE	Total Number of Relationship Types Cited for Allegation	Type of Relationship that Offender Has with Alleged Victim(s)	Number of Referrals in which Relationship Type was Identified	0 to 9 Years	10 to 19 Years	20 to 29 Years	30 to 39 Years	40 to 49 Years	50 to 59 Years	60 to 69 Years	70 and Older	Unknown
Live Sex Acts/Pornography (Permitting or Encouraging)	74	Mother	14	0	0	4	7	3	0	0	0	0
		Father	13	0	0	3	5	4	1	0	0	0
		Stepfather	6	0	0	1	2	3	0	0	0	0
		Live-in/Significant Other	5	0	0	1	0	1	0	0	0	3
		Brother	1	0	1	0	0	0	0	0	0	0
		Grandparent	3	0	0	0	0	0	1	2	0	0
		Aunt/Uncle	2	0	0	0	1	0	0	0	0	1
		Cousin	4	0	2	2	0	0	0	0	0	0
		Other Relative	2	0	0	0	1	0	1	0	0	0
		Teacher	1	0	0	0	1	0	0	0	0	0
		No Relation	17	0	0	5	5	1	0	1	0	5
		Unknown	2	0	1	0	0	0	0	0	0	1
		No Selection	4	0	0	1	0	0	0	0	0	3

Breakdown of the Identified Relationships that Alleged Offenders have with Alleged Victim Children, by Allegation Type

JULY - SEPTEMBER 2013

ALLEGATION TYPE	Total Number of Relationship Types Cited for Allegation	Type of Relationship that Offender Has with Alleged Victim(s)	Number of Referrals in which Relationship Type was Identified	0 to 9 Years	10 to 19 Years	20 to 29 Years	30 to 39 Years	40 to 49 Years	50 to 59 Years	60 to 69 Years	70 and Older	Unknown
Indecent Exposure	63	Mother	4	0	0	2	2	0	0	0	0	0
		Father	10	0	0	2	1	3	2	0	0	2
		Stepfather	7	0	0	2	2	3	0	0	0	0
		Live-in/Significant Other	2	0	1	0	0	0	0	0	0	0
		Brother	3	0	3	0	0	0	0	0	0	0
		Grandparent	3	0	0	0	0	1	1	0	0	0
		Aunt/Uncle	5	0	1	0	1	2	1	0	0	0
		Cousin	2	0	1	0	1	0	0	0	0	0
		Other Relative	1	0	0	0	0	0	0	1	0	0
		Staff Person (Institution/Facility)	1	0	0	1	0	0	0	0	0	0
		Neighbor	1	0	0	0	0	0	0	0	0	0
		Friend	1	0	0	0	0	0	0	0	0	0
		No Relation	22	0	10	3	2	2	1	1	0	0
		Unknown	1	0	0	0	0	1	0	0	0	0
Voyeurism	14	Mother	1	0	0	0	1	0	0	0	0	0
		Father	5	0	0	0	2	2	0	1	0	0
		Stepfather	2	0	0	0	0	2	0	0	0	0
		Aunt/Uncle	2	0	0	0	1	0	0	1	0	0
		Teacher	1	0	0	1	0	0	0	0	0	0
		No Relation	3	0	1	1	0	0	0	0	0	1
		Live Sex Acts (Permitting/Encouraging)	2	Father	1	0	0	0	0	0	1	0
		No Relation	1	0	0	0	0	1	0	0	0	

**CACD CASES BY COUNTY
JULY - SEPTEMBER 2013**

AREA 1

Benton 100
Washington 90
(Madison 1)
TOTAL 191

AREA 2

Crawford 28
Franklin 6
Johnson 15
Logan 12
Pope 25
Sebastian 58
Yell 10
TOTAL 154

AREA 3

Baxter 20
Boone 13
Carroll 11
Fulton 8
Izard 6
Lawrence 12
Madison 5
Marion 6
Searcy 6
Sharp 3
Stone 1
Randolph 12
Newton 2
TOTAL 105

AREA 4

Pulaski 156
Lonoke 37
(Jefferson 1)
TOTAL 194

AREA 5

Cleburne 13
Lee 3
Jackson 10
Woodruff 8
Independence 18
Monroe 1
Phillips 15
Prairie 2
St. Francis 11
White 33
TOTAL 114

AREA 6

Clay 6
Craighead 50
Crittenden 29
Greene 30
Mississippi 25
Poinsett 19
Cross 12
TOTAL 171

AREA 7

Arkansas 9
Ashley 16
Bradley 2
Calhoun 0
Chicot 2
Cleveland 3
Dallas 5
Desha 5
Lincoln 5
Ouachita 16
Union 15
Drew 7
Grant 5
Jefferson 31
TOTAL 121

AREA 8

Clark 9
Columbia 9
Hempstead 10
Howard 11
Hot Spring 18
Lafayette 4
Little River 8
Miller 14
Pike 7
Polk 15
Scott 3
Sevier 11
Montgomery 6
Nevada 3
TOTAL 128

AREA 9

Faulkner 40
Garland 44
Perry 6
Saline 36
Van Buren 8
Conway 13
TOTAL 147

TOTAL 1,325

SECTION III

CRIMES AGAINST CHILDREN DIVISION

CASES SUBMITTED TO PROSECUTING ATTORNEY

JULY – SEPTEMBER 2013

ARKANSAS PROSECUTING ATTORNEY'S

Fletcher Long
Prosecuting Attorney/1st Judicial Circuit
313 S. IZARD STREET-P.O. BOX 365
FORREST CITY, AR 72335
(870) 261-1747 FAX (870) 261-1742

Scott Ellington
Prosecuting Attorney/2nd Judicial Circuit
511 Union Street, Suite 342
JONESBORO, AR 72401
(870) 972-4779 FAX (870) 972-1700

Henry H. Boyce
Prosecuting Attorney/3rd Judicial Circuit
JACKSON COUNTY COURTHOUSE
208 MAIN STREET SUITE 31
NEWPORT, AR 72112
(870) 523-7428 FAX (870) 523-7433

John Threet
Prosecuting Attorney/4th Judicial Circuit
280 NORTH COLLEGE, SUITE 301
FAYETTEVILLE, AR 72701
(479) 444-1570 FAX (479) 444-1594

David Gibbons
Prosecuting Attorney/5th Judicial Circuit
100 W. MAIN STREET-4TH FLOOR
RUSSELLVILLE, AR 72801
(479) 968-8600 FAX (479) 967-1086

Larry Jegley
Prosecuting Attorney/6th Judicial Circuit
224 SOUTH SPRING STREET
LITTLE ROCK, AR 72201
(501) 340-8000 FAX (501) 340-8049

Stephen Shirron
Prosecuting Attorney/7th Judicial Circuit
215 E. HIGHLAND, SUITE 4
MALVERN, AR 72140
(870) 337-1468 FAX (870) 337-9441

Christy McQueen
Prosecuting Attorney/8th North Judicial Circuit
P.O. BOX 1216
HOPE, AR 71802-1216
(870) 777-0900 FAX (870) 722-2904

Ron Kincade
Prosecuting Attorney/14th Judicial Circuit
301 EAST 6TH STREET, SUITE 170
MT. HOME, AR 72653
(870) 425-2595 (870) 425-2596

Carlton Jones
Prosecuting Attorney/8th South Judicial Circuit
412 LAUREL AVE. #6
TEXARKANA, AR 71854
(870) 774-1002 FAX (870) 772-9315

Blake Batson
Prosecuting Attorney/9th East Judicial Circuit
414 COURT STREET
ARKADELPHIA, AR 71923
(870) 246-9868 FAX (888) 251-9536

Bryan Chesshir
Prosecuting Attorney/9th West Judicial Circuit
P.O. BOX 158
ASHDOWN, AR 71582
(870) 845-5030 FAX (870) 845-0268

Thomas Deen
Prosecuting Attorney/10th Judicial Circuit
506 SOUTH MAIN STREET
MONTICELLO, AR 71655
(870) 367-9896 FAX (870) 367-9696

Robert Dittrich
Prosecuting Attorney/11th East Judicial Circuit
305 S. COLLEGE-P.O. BOX 845
STUTTGART, AR 72160
(870) 673-3048 FAX (870) 673-4431

Kyle Hunter
Prosecuting Attorney/11th West Judicial Circuit
101 WEST BARRAQUE/P.O. BOX 9090
PINE BLUFF, AR 71611-9090
(870) 541-5387 FAX (870) 536-3613

Daniel Shue
Prosecuting Attorney/12th Judicial Circuit
901 SOUTH B STREET, SUITE 209
FORT SMITH, AR 72901
(479) 783-8976 FAX (479) 784-1551

Ian Vickery
Prosecuting Attorney/13th Judicial Circuit
307 AMERICAN ROAD/ROOM 114
EL DORADO, AR 71730
(870) 864-1960 FAX (870) 864-1964

ARKANSAS PROSECUTING ATTORNEY'S

Tom Tatum II
Prosecuting Attorney/15th Judicial Circuit
P.O. Box 1599
Dardanelle, AR 72833
(479) 495-4550 FAX (479) 495-7992

Don McSpadden
Prosecuting Attorney/16th Judicial Circuit
368 East Main/Suite 300 P.O. Box 2051
Batesville, AR 72503
(870) 7938825 FAX (870) 793-8870

Chris Raff
Prosecuting Attorney/17th Judicial Circuit
411 North Spruce
Searcy, AR 72143
(501) 279-6236 FAX (501) 279-2072

Steve Oliver
Prosecuting Attorney/18th East Judicial Circuit
501 Ouachita Avenue
Hot Springs, AR 71901
(501) 622-3720 FAX (501) 622-3797

Andy Riner
Prosecuting Attorney/18th West Judicial Circuit
P.O. Box 1721
Mena, AR 71953
(479) 394-1964 FAX (479) 394-6173

Tony Rogers
Prosecuting Attorney/ 19th Judicial Circuit
202 N Springfield / P.O. Box 536
Berryville, AR 72616
(479) 271-1030 FAX (479) 423-6624

Van Stone
Prosecuting Attorney/19th West Judicial Circuit
100 Northeast A St.
Bentonville, AR 72712
(479) 271-1030 FAX (479) 271-1073

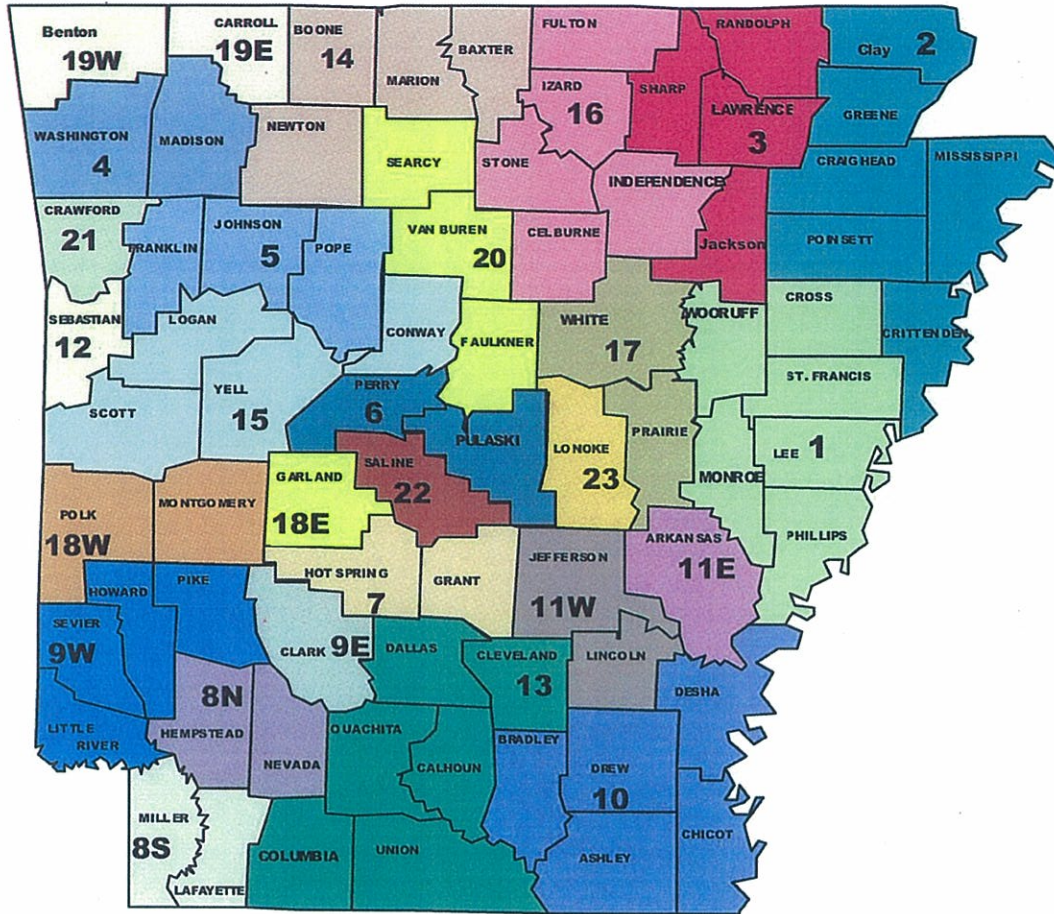
Cody Hiland
Prosecuting Attorney/ 20th Judicial Circuit
P. O. Box 550 / 609 Locust Street
Conway, AR 72033
(501)450-4927 FAX (501)450-7607

Mare McCune
Prosecuting Attorney/21st Judicial Circuit
206 South 3rd Street
Van Buren, AR 72956
(479)474-5000 FAX (479)471-3256

Ken Casady
Prosecuting Attorney/22nd Judicial Circuit
102 S. Main / Saline County Judicial Bldg.
Benton, AR 72015
(501)315-7767 FAX (501)315-3171

Chuck Graham
Prosecuting Attorney/23rd Judicial Circuit
301 North Center, Suite 301
Lonoke, AR 72086
(501) 676-2807 FAX (501) 676-3044

Arkansas Judicial Districts 2013



Judicial District 1			
Cases Submitted to PA (3)	Declined by PA (3)	Charges Filed (0)	Pending (0)
Physical Abuse (1)			
Sexual Abuse (2)			
Judicial District 2			
Cases Submitted to PA (17)	Declined by PA (8)	Charges Filed (2)	Pending (7)
Sexual Abuse (13)		Rape	
		Sexual Assault	
Death (1)			
Physical Abuse (3)			
Judicial District 3			
Cases Submitted to PA (10)	Declined by PA (6)	Charges Filed (4)	Pending (0)
Sexual Abuse (6)		Rape	
		Rape	
		Rape	
Physical Abuse (1)		Domestic Battery 3rd Degree	
Neglect (3)			
Judicial District 4			
Cases Submitted to PA (6)	Declined by PA (4)	Charges Filed (2)	Pending (0)
Sexual Abuse (6)		Rape	
		Sexual Assault 2nd Degree	
Judicial District 5			
Cases Submitted to PA (18)	Declined by PA (9)	Charges Filed (8)	Pending (1)
Sexual Abuse (14)		Rape	
		Sexual Assault 2nd Degree	
		Rape	
		Rape	
		Sexual Assault 2nd Degree	
		Sexual Assault 2nd Degree	
		Sexual Assault 4th Degree	
Physical Abuse (3)		Domestic Battery 3rd Degree	
Neglect (1)			
Judicial District 6			
Cases Submitted to PA (3)	Declined by PA (2)	Charges Filed (1)	Pending (0)
Sexual Abuse (3)		Sexual Misconduct	

Judicial District 7			
Cases Submitted to PA (12)	Declined by PA (4)	Charges Filed (4)	Pending (4)
Sexual Abuse (12)		Rape	
		Rape	
		2 Counts of Rape/1 Count of Sexual Assault	
		2 Counts of Rape/1 Count of Sexual Assault	
Judicial District 8			
Cases Submitted to PA (1)	Declined by PA (1)	Charges Filed (0)	Pending (0)
Sexual Abuse (1)			
Judicial District 8 S			
Cases Submitted to PA (1)	Declined by PA (0)	Charges Filed (1)	Pending (0)
Sexual Abuse (1)		Rape	
Judicial District 8 N			
Cases Submitted to PA (1)	Declined by PA (0)	Charges Filed (0)	Pending (1)
Sexual Abuse (1)			
Judicial District 9 W			
Cases Submitted to PA (14)	Declined by PA (6)	Charges Filed (4)	Pending (4)
Sexual Abuse (14)		Rape/Sexual Indecency/Terroristic Threatening	
		Rape/Sexual Indecency/Terroristic Threatening	
		Rape/Sexual Indecency/Terroristic Threatening	
		Rape	
Judicial District 9 E			
Cases Submitted to PA (2)	Declined by PA (0)	Charges Filed (1)	Pending (1)
Sexual Abuse (2)		Sexual Indecency with a Minor	
Judicial District 10			
Cases Submitted to PA (8)	Declined by PA (2)	Charges Filed (1)	Pending (5)
Physical Abuse (5)		Sexual Assault 2nd Degree	
Sexual Abuse (3)			

Judicial District 11 W			
Cases Submitted to PA (14)	Declined by PA (4)	Charges Filed (7)	Pending (3)
Physical Abuse (5)		Capitol Murder	
		Capitol Murder	
		Capitol Murder	
Sexual Abuse (9)		Rape	
		Rape	
		Rape	
		Sexual Assault 4th Degree	
Judicial District 11 E			
Cases Submitted to PA (3)	Declined by PA (2)	Charges Filed (0)	Pending (1)
Physical Abuse (2)			
Sexual Abuse (1)			
Judicial District 12			
Cases Submitted to PA (11)	Declined by PA (8)	Charges Filed (2)	Pending (1)
Physical Abuse (3)		Sexual Assault 2nd Degree	
Sexual Abuse (8)		Sexual Assault 2nd Degree	
Judicial District 13			
Cases Submitted to PA (14)	Declined by PA (3)	Charges Filed (6)	Pending (5)
Physical Abuse (4)		Domestic Violence	
		1st Degree Battery	
Sexual Abuse (10)		Rape	
		Rape	
		Sexual Assault 4th Degree	
		Sexual Indecency with a Minor	
Judicial District 14			
Cases Submitted to PA (8)	Declined by PA (1)	Charges Filed (5)	Pending (2)
Physical Abuse (1)		Sexual Indecency with a Minor	
Sexual Abuse (7)		Sexual Indecency with a Minor	
		Rape/Sexual Indecency with a Minor	
		Rape/Sexual Indecency with a Minor	
		Rape/Sexual Indecency with a Minor	
Judicial District 15			
Cases Submitted to PA (5)	Declined by PA (2)	Charges Filed (2)	Pending (1)
Physical Abuse (1)		Manufacturing a Controlled Substance	
Sexual Abuse (4)		Rape	

Judicial District 16			
Cases Submitted to PA (2)	Declined by PA (1)	Charges Filed (0)	Pending (1)
Physical Abuse (1)			
Sexual Abuse (1)			
Judicial District 17			
Cases Submitted to PA (3)	Declined by PA (3)	Charges Filed (0)	Pending (0)
Physical Abuse (1)			
Sexual Abuse (2)			
Judicial District 18 E			
Cases Submitted to PA (19)	Declined by PA (15)	Charges Filed (3)	Pending (1)
Physical Abuse (3)		Sexual Assault	
Sexual Abuse (16)		Possession of Child Porn	
		Rape	
Judicial District 18 W			
Cases Submitted to PA (4)	Declined by PA (1)	Charges Filed (0)	Pending (3)
Physical Abuse (1)			
Sexual Abuse (3)			
Judicial District 19 W			
Cases Submitted to PA (14)	Declined by PA (2)	Charges Filed (10)	Pending (2)
Physical Abuse (2)		Domestic Battery 2nd Degree	
		Domestic Battery 2nd Degree	
Sexual Abuse (12)		Sexual Assault 2nd Degree	
		Sexual Assault 2nd Degree	
		Sexual Indecency with a Minor	
		Rape	
		Rape	
		Video Voyeurism	
		Child Pornography	
		Child Pornography	

Judicial District 20			
Cases Submitted to PA (14)	Declined by PA (8)	Charges Filed (4)	Pending (2)
Physical Abuse (2)		Rape	
Sexual Abuse (12)		Sexual Assault 2nd Degree	
		Sexual Assault 2nd Degree	
		Sexual Assault 2nd Degree	
Judicial District 21			
Cases Submitted to PA (3)	Declined by PA (1)	Charges Filed (2)	Pending (0)
Sexual Abuse (3)		Sexual Assault 4th Degree	
		Sexual Assault 4th Degree	
Judicial District 22			
Cases Submitted to PA (5)	Declined by PA (3)	Charges Filed (2)	Pending (0)
Physical Abuse (1)		Domestic Battery 2nd Degree	
Sexual Abuse (4)		Rape	
Judicial District 23			
Cases Submitted to PA (33)	Declined by PA (16)	Charges Filed (12)	Pending (5)
Physical Abuse (14)		Domestic Battery 3rd Degree	
		Domestic Battery 3rd Degree	
		Manufacturing a Controlled Substance	
		Aggravated Assault	
		Murder	
		Educational Neglect	
Sexual Abuse (19)		Rape	
		Rape	
		Rape	
		Sexual Assault 2nd Degree	
		Sexual Assault 2nd Degree	
		Sexual Assault 2nd Degree	

Total Cases Submitted: 248
Total Charges Filed: 83 33%
Total Charges Declined: 115 46%
Total Cases Pending: 50 20%