



Oversight Report Crimes Against Children Division

(October - December 2014)

Introduction

This report shows the performance of the Arkansas State Police's Crimes Against Children Division (CACD) in the *second quarter* of the Fiscal year 2015.

The CACD is evaluated on six (6) performance indicators of compliance, which were developed during the Angela R. lawsuit in Federal Court in the 1990's. Also, the indicators are a part of the oversight of the agreement with the Arkansas Department of Human Services – Division of Children and Family Services (DCFS).

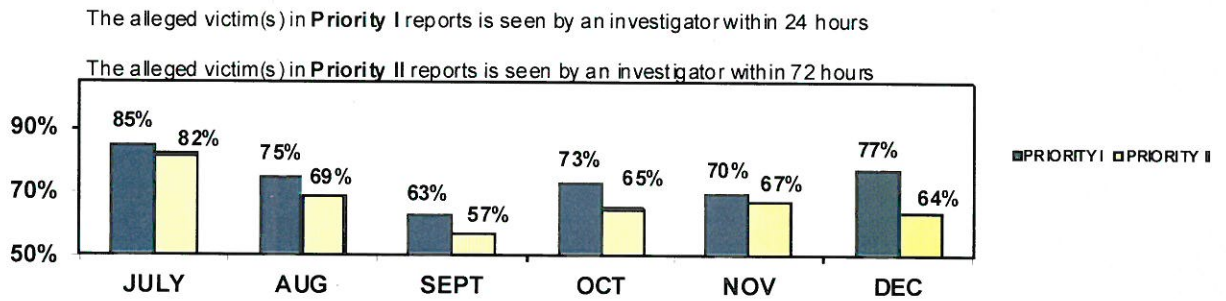
- ✓ Indicator 01b - The alleged victim(s) in Priority I reports is seen by an investigator within 24 hours.
- ✓ Indicator 02b - The alleged victim(s) in Priority II reports is seen by an investigator within 72 hours.
- ✓ Indicator 03b - All children in the home are seen during the investigation.
- ✓ Indicator 04b - The victim is interviewed/observed outside the presence of the offender.
- ✓ Indicator 05b - Parents/Caretakers are interviewed in all investigations.
- ✓ Indicator 06b - Investigations are concluded within 45 days of receipt of the allegation.

This report presents the Crimes Against Children Division's compliance rate with each of the performance indicators, followed by the individual sections' activity. The self-monitored areas are included in the appropriate section; if not previously presented in the performance indicator information.

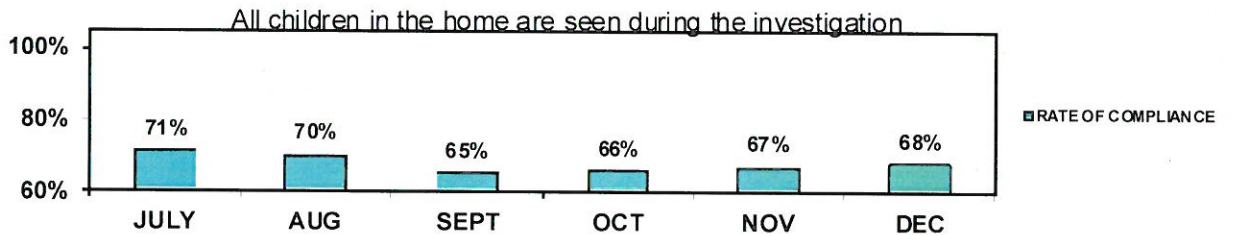
Compliance Rates

By agreement with the Department of Human Services, the Crimes Against Children Division is required to meet a minimum of 85% compliance in each Performance Indicator. The compliance rates reported here are from the monthly Compliance Outcome Report (COR) published by the Division of Children and Family Services.

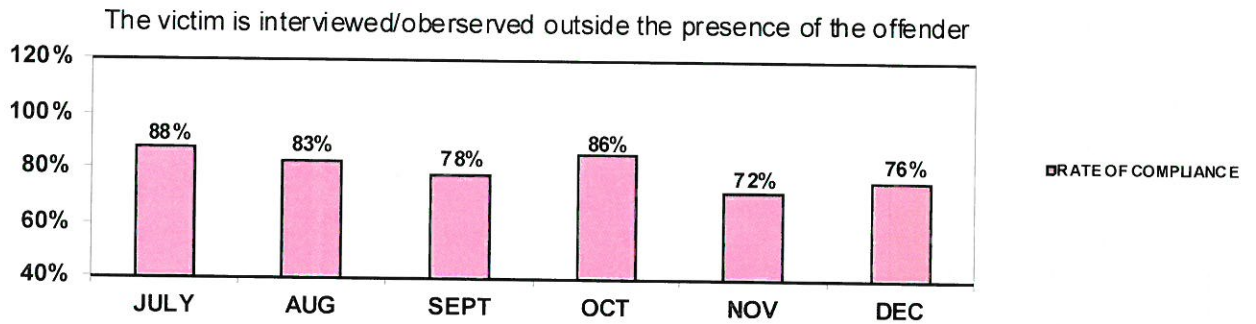
Performance Indicators 1b and 2b require that victim children are seen within 24 hours in a Priority I and 72 hours in a Priority II allegation, respectively.



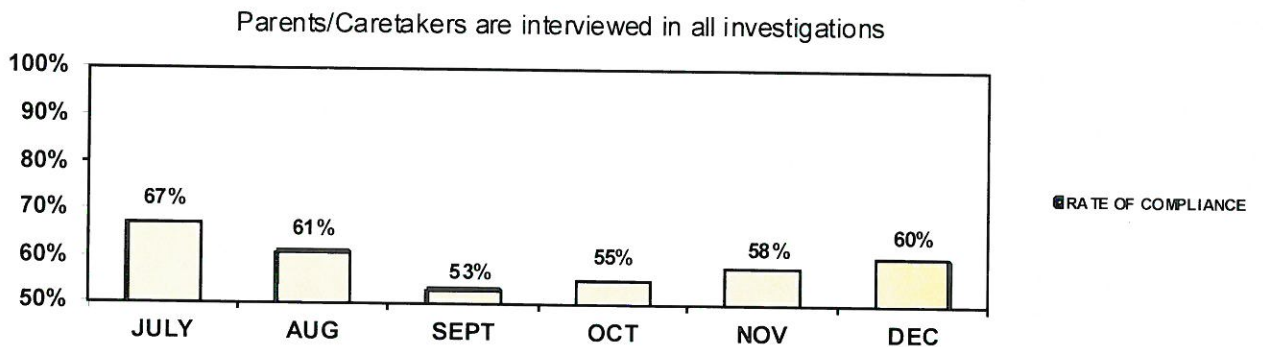
Performance indicators 3b – All children in the home are seen during the investigation.



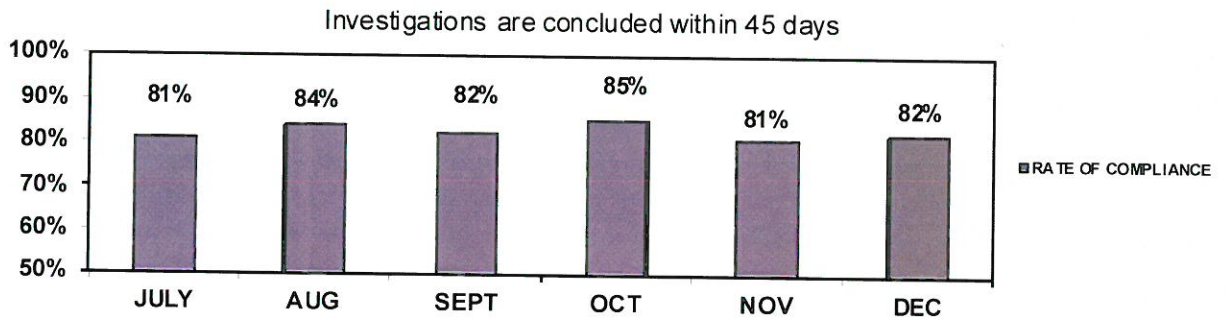
Performance indicator 4b – The child is interviewed (non-verbal children observed) outside the presence of the alleged offender.



Performance indicators 5b – Parents/Caretakers are interviewed in all cases.



Performance indicator 6b – Investigations completed within 45 days of receipt.



Investigation Section

As demonstrated in the chart, the '*true*' rate averaged 39% for the months of **October, November and December**.

<u>Month</u>	<u>Opened</u>	<u>Closed</u>	<u>True</u>	<u>Sub Rate</u>	<u>Total Active</u>	<u>Active >30</u>
October	560	567	212	37%	830	173
November	432	461	195	42%	792	156
December	<u>477</u>	<u>473</u>	<u>179</u>	<u>38%</u>	<u>794</u>	<u>187</u>
Total	1,469	1,501	586	39%	2,416	516

When a Priority I allegation is received, local law enforcement is notified. The local agency has the option of conducting the investigation independently or jointly with CACD, or declining involvement at that point. If local authorities decline to investigate and if the CACD investigator finds sufficient information to suspect that a serious crime has occurred, the investigator shall contact the State Police Criminal Investigation Division (CID) and request that a criminal investigation be conducted.

CACD investigators forward reports on '*true*' investigations to the prosecuting attorney for review and possible criminal prosecution.

Child Abuse Hotline

Hotline activity during the *three* (3) months:

	<u>Calls</u> <u>Received</u>	<u>Reports</u> <u>Accepted</u>
October	5,821	2,922
November	4,671	2,333
December	<u>4,660</u>	<u>2,382</u>
Total	15,152	7,637

The following chart demonstrates the relationship of the “Sexual & Physical Abuse” Priority I & II reports to the total number of cases accepted by the Hotline for investigation. The Hotline dispatched **1,523** Priority I cases for investigation by the CACD during the three-month period, while DCFS was assigned **6,114** Priority II cases.

	<u>Total</u> <u>Reports</u>	<u># Sexual &</u> <u>Physical</u> <u>Abuse</u>	<u>% Total = Sexual &</u> <u>Physical Abuse</u>
October	2,922	609	21%
November	2,333	430	18%
December	<u>2,382</u>	<u>484</u>	<u>20%</u>
Total	7,637	1,523	20%

MANDATED REPORTER CALLS TO THE ARKANSAS STATE POLICE CHILD ABUSE HOTLINE

OCTOBER 2014 THROUGH DECEMBER 2014

Attorney Ad Litem	3
CACD Employee	40
CASA/Volunteer	9
Child Advocacy/Child Safety Center Employee	21
Child Care Worker or Foster Care Worker	3
Clergy	7
Contracted DHS Employee	0
Counselor/Therapist	561
Court Personnel	4
Day Care Provider	105
Dentist	1
DHS Employee	208
Domestic Abuse Advocate	5
Domestic Violence Shelter Employee/Volunteer	4
FINS Officer	7
Foster Parent	8
Hospital Personnel	137
Judge	0
Juvenile Probation Officer	50
Law Enforcement	926
Mental Health Professional	137
Nurse/Other Medical Professional	402
Physician	31
Prosecuting Attorney	7
Rape Crisis Advocate	2
Resident Intern	0
School	369
School Counselor	640
School Official	140
Teacher	369
Social Worker	294
Surgeon	0
Victim Assistance Professional	3
Victim/Witness Coordinator	6
MANDATED REPORTERS	4,499

SECTION II

**CRIMES AGAINST CHILDREN
DIVISION**

**SEVERE PHYSICAL & SEXUAL
ABUSE ALLEGATIONS REPORTED
BY TYPE
&
CIVILIAN INVESTIGATORS' ACTIVITIES**

QUARTERLY REPORT

OCTOBER - DECEMBER 2014

ABUSE ALLEGATIONS REPORTED BY TYPE

OCTOBER 2014		NOVEMBER 2014		DECEMBER 2014	
<u>Allegation Title</u>	<u># Reported</u>	<u>Allegation Title</u>	<u># Reported</u>	<u>Allegation Title</u>	<u># Reported</u>
Bruises, Cuts & Welts	82	Bruises, Cuts & Welts	16	Bruises, Cuts & Welts	16
Abuse with a Deadly Weapon	6	Abuse with a Deadly Weapon	4	Abuse with a Deadly Weapon	6
Bone Fractures	11	Bone Fractures	7	Bone Fractures	7
Brain Damage/Skull Fracture	5	Brain Damage/Skull Fracture	1	Brain Damage/Skull Fracture	3
Burns/Scalding	18	Burns/Scalding	22	Burns/Scalding	20
Failure to Protect/Thrive	19/0	Failure to Protect/Thrive	8/0	Failure to Protect/Thrive	14/0
Immersion/DEATH	2/4	Immersion/DEATH	2/4	Immersion/DEATH	2/3
Indecent Exposure	20	Indecent Exposure	15	Indecent Exposure	13
Internal Injuries	1	Internal Injuries	1	Internal Injuries	0
Juvenile Aggressor	38	Juvenile Aggressor	28	Juvenile Aggressor	26
Malnutrition	2	Malnutrition	1	Malnutrition	2
Medical Neglect of Dis. Infant	0	Medical Neglect of Dis. Infant	0	Medical Neglect of Dis. Infant	0
Oral Sex/Mental Injury	36/0	Oral Sex/Mental Injury	28/1	Oral Sex/Mental Injury	25/0
Poison/Noxious	12	Poison/Noxious	3	Poison/Noxious	9
Pornography	12	Pornography	9	Pornography	11
Sexual Contact	264	Sexual Contact	216	Sexual Contact	214
Sexual Exploitation	23	Sexual Exploitation	12	Sexual Exploitation	22
Sexual Penetration	88	Sexual Penetration	72	Sexual Penetration	75
Sexual Solicitation/Voyeurism	5/3	Sexual Solicitation/Voyeurism	2/4	Sexual Solicitation/Voyeurism	5/4
Subdural Hematoma	3	Subdural Hematoma	2	Subdural Hematoma	1
Suffocation	31	Suffocation	27	Suffocation	19
Threat of Harm	27	Threat of Harm	11	Threat of Harm	18
Total for Month	712	Total for Month	496	Total for Month	515

**COUNTY TOTALS
OCTOBER-DECEMBER 2014**

ARKANSAS 8
ASHLEY 12
BAXTER 9
BENTON 110
BOONE 21
BRADLEY 5
CALHOUN 1
CARROLL 14
CHICOT 1
CLARK 4
CLAY 12
CLEBURN 9
CLEVELAND 3
COLUMBIA 7
CONWAY 14
CRAIGHEAD 57
CRAWFORD 30
CRITTENDEN 22
CROSS 4
DALLAS 6
DESHA 5
DREW 11
FAULKNER 42
FRANKLIN 6
FULTON 3
GARLAND 60
GRANT 9
GREENE 49
HEMPSTEAD 10
HOT SPRINGS 25
HOWARD 3
INDEPENDENCE 25
IZARD 6
JACKSON 13
JEFFERSON 25
JOHNSON 21
LAFAYETTE 1
LAWRENCE 14
LEE 1
LINCOLN 1
LITTLE RIVER 6
LOGAN 8
LONOKE 38
MADISON 9
MARION 4
MILLER 23
MISSISSIPPI 29

MONROE 3
MONTGOMERY 3
NEVADA 2
NEWTON 6
OUACHITA 8
PERRY 5
PHILLIPS 19
PIKE 2
POINSETTE 12
POLK 11
POPE 28
PRAIRIE 5
PULASKI 187
RANDOLPH 12
SALINE 55
SCOTT 5
SEARCY 2
SEBASTIAN 73
SEVIER 6
SHARP 8
ST. FRANCIS 15
STONE 4
UNION 26
VAN BUREN 4
WASHINGTON 110
WHITE 43
WOODRUFF 6
YELL 13

TOTAL 1,469

SECTION III

-

CRIMES AGAINST CHILDREN DIVISION

-

ALLEGATION TYPES AND ALLEGED VICTIM CHILDREN

&

**IDENTIFIED ALLEGED OFFENDER RELATIONSHIPS
WITH ALLEGED VICTIM CHILDREN**

-

OCTOBER - DECEMBER 2014

**CACD Breakdown of the Allegation Types and Alleged Victim Children that were Cited in All Referrals that were Accepted for Investigation
OCTOBER-DECEMBER 2014**

ALLEGATION TYPE	Number of Referrals in which Allegation was Cited	Percentage (%) of All Referrals in which Allegation was Cited	Total Alleged Victim Children Involved in Allegation	0 to 1 Years	%	2 to 5 Years	%	6 to 9 Years	%	10 to 13 Years	%	14 Years and Older	%	Age Unknown	%
Sexual Contact	630	55.9	691	9	0.013	127	0.18	128	0.18	154	0.22	229	0.33	44	0.06
Sexual Penetration	262	23.2	282	2	0.007	27	0.09	48	0.17	50	0.18	141	0.5	14	0.05
Oral Sex	103	9.1	112	0	0	14	0.12	30	0.27	21	0.19	37	0.33	10	0.09
Sexual Exploitation	46	4.1	59	1	0.017	7	0.12	13	0.22	15	0.25	17	0.29	6	0.1
Indecent Exposure	51	4.5	60	1	0.017	13	0.22	14	0.23	16	0.27	15	0.25	1	0.017
Voyeurism	9	0.8	12	0	0	1	0.08	3	0.25	4	0.3	3	0.25	1	0.08
Live Sex Acts/Pornography (Permitting or Encouraging)	4	0.04	6	0	0	0	0	1	0.17	4	0.67	1	0.17	0	0
Total of Victim's by Age				13		189		237		264		443		76	

*Multiple Allegations Can Be Cited for Each Referral

**Breakdown of the Identified Relationships that Alleged Offenders have with Alleged Victim Children, by Allegation Type
OCTOBER-DECEMBER 2014**

ALLEGATION TYPE	Total Number of Relationships Types Cited for Allegation	Type of Relationship that Offender Has with Alleged Victim(s)	Number of Referrals in which Relationship Type was Identified	0 to 9 Years	10 to 19 Years	20 to 29 Years	30 to 39 Years	40 to 49 Years	50 to 59 Years	60 to 69 Years	70 and Older	Unknown
Sexual Contact	688	Mother	15	0	0	7	4	1	0	0	0	3
		Father	81	0	0	14	32	15	8	0	0	12
		No Relation	248	0	80	37	35	12	6	2	2	74
		Brother	39	0	28	4	0	0	0	0	0	7
		Unknown	68	0	0	4	5	0	0	0	0	59
		Cousin	30	0	13	6	0	1	0	0	0	10
		Grandparent	33	0	0	0	1	5	8	7	3	9
		Live-in/Significant Other	27	0	3	9	5	3	1	0	0	6
		None Recorded	17	0	2	1	1	0	0	0	0	13
		Neighbor	13	0	2	1	2	3	2	1	1	1
		Other Relative	8	0	0	2	2	2	0	0	0	2
		Teacher	4	0	0	1	0	2	0	1	0	0
		Friend	22	0	7	1	4	2	1	0	0	7
		Great Aunty/Uncle	2	0	0	0	0	2	0	0	0	0
		Principle	1	0	0	0	0	0	0	0	0	1
		Foster Father	2	0	0	0	0	0	2	0	0	0
		Aunt/Uncle	26	0	4	8	2	1	2	3	0	6
		StepFather	49	0	0	6	22	13	2	0	0	6
		Guardian	2	0	0	1	0	0	1	0	0	0
		Staff Person (Institution/Facility)	1	0	0	0	0	1	0	0	0	0

**Breakdown of the Identified Relationships that Alleged Offenders have with Alleged Victim Children, by Allegation Type
OCTOBER-DECEMBER 2014**

ALLEGATION TYPE	Total Number of Relationship Types Cited for Allegation	Type of Relationship that Offender Has with Alleged Victim(s)	Number of Referrals in which Relationship Type was Identified	0 to 9 Years	10 to 19 Years	20 to 29 Years	30 to 39 Years	40 to 49 Years	50 to 59 Years	60 to 69 Years	70 and Older	Unknown
Sexual Penetration	286	Mother	4	0	0	1	1	0	0	0	0	2
		Father	23	0	0	1	11	6	2	0	0	3
		No Relation	128	0	49	24	15	6	2	1	0	31
		Cousin	13	0	5	2	0	1	0	0	0	5
		Unknown	28	0	0	2	2	0	0	0	0	24
		Aunt/Uncle	7	0	2	3	2	0	0	0	0	0
		Step Father	15	0	0	4	5	4	0	0	0	2
		Grandparent	10	0	0	0	1	0	3	1	2	3
		Live-in/Significant Other	13	0	2	6	1	1	0	0	0	3
		Friend	11	0	3	1	3	1	0	0	0	3
		Brother	14	0	10	3	0	0	0	0	0	1
		Neighbor	9	0	2	0	1	3	2	1	0	0
		Other Relative	2	0	1	0	0	0	0	0	0	1
		Guardian	1	0	0	1	0	0	0	0	0	0
		Staff Person (Institution/Facility)	1	0	0	0	0	1	0	0	0	0
		No Selection	7	0	1	2	0	0	0	0	0	4

**Breakdown of the Identified Relationships that Alleged Offenders have with Alleged Victim Children, by Allegation Type
OCTOBER-DECEMBER 2014**

ALLEGATION TYPE	Total Number of Relationship Types Cited for Allegation	Type of Relationship that Offender Has with Alleged Victim(s)	Number of Referrals in which Relationship Type was Identified	0 to 9 Years	10 to 19 Years	20 to 29 Years	30 to 39 Years	40 to 49 Years	50 to 59 Years	60 to 69 Years	70 and Older	Unknown
Sex (Oral)	115	Mother	3	0	0	0	2	1	0	0	0	0
		Father	13	0	0	1	7	2	1	0	0	2
		No Relation	37	0	15	2	6	4	0	0	0	10
		Brother	14	0	9	0	0	0	0	0	0	5
		Unknown	5	0	0	1	1	0	0	0	0	3
		Cousin	11	0	7	0	0	1	1	0	0	3
		Grandparent	2	0	0	0	0	0	0	1	1	0
		Neighbor	2	0	1	0	0	1	1	0	0	0
		Aunt/Uncle	6	0	2	2	0	1	1	1	0	0
		Stepfather	11	0	0	3	5	2	2	1	0	0
		Friend	3	0	2	0	0	0	0	0	0	1
		Live In/ Significant Other	3	0	0	0	1	0	0	0	0	2
		No Selection	3	0	0	0	0	0	0	0	0	3
		Foster Father	1	0	0	0	0	0	0	1	0	0
Other Relative	1	0	0	1	0	0	0	0	0	0		
Sexual Exploitation	56	Mother	10	0	0	3	2	0	0	0	0	5
		Father	8	0	0	1	3	1	1	1	0	2
		No Relation	19	0	3	2	3	4	0	0	0	7
		No Selection	2	0	0	0	1	0	0	0	0	1
		Stepfather	5	0	0	1	3	1	0	0	0	0
		Friend	4	0	0	0	1	0	0	2	0	1
		Brother	2	0	2	0	0	0	0	0	0	0
		Grandparent	1	0	0	0	0	0	0	0	0	1
		Live In/ Significant Other	2	0	0	1	0	0	0	0	0	1
		Aunt/Uncle	1	0	0	1	0	0	0	0	0	0
		Neighbor	1	0	0	0	0	1	0	0	0	0
		Unknown	1	0	0	0	0	0	0	0	0	1

**Breakdown of the Identified Relationships that Alleged Offenders have with Alleged Victim Children, by Allegation Type
OCTOBER-DECEMBER 2014**

ALLEGATION TYPE	Total Number of Relationship Types Cited for Allegation	Type of Relationship that Offender Has with Alleged Victim(s)	Number of Referrals in which Relationship Type was Identified	0 to 9 Years	10 to 19 Years	20 to 29 Years	30 to 39 Years	40 to 49 Years	50 to 59 Years	60 to 69 Years	70 and Older	Unknown
Indecent Exposure	53	Mother	1	0	0	0	1	0	0	0	0	0
		Father	9	0	0	2	4	2	0	0	0	1
		No Relation	16	0	5	2	2	1	0	2	0	4
		Brother	3	0	1	2	0	0	0	0	0	0
		Other Relative	1	0	0	1	0	0	0	0	0	0
		Cousin	1	0	0	0	0	0	0	0	0	1
		Grandparent	4	0	0	0	0	0	1	1	2	0
		Live in/Significant Other	2	0	0	2	0	0	0	0	0	0
		Neighbor	2	0	1	0	0	0	0	1	0	0
		Aunt/Uncle	6	0	0	1	1	0	1	1	0	2
		Friend	1	0	1	0	0	0	0	0	0	0
		Stepfather	6	0	0	1	2	2	0	0	0	1
		Guardian	1	0	0	0	0	0	1	0	0	0

**Breakdown of the Identified Relationships that Alleged Offenders have with Alleged Victim Children, by Allegation Type
OCTOBER-DECEMBER 2014**

ALLEGATION TYPE	Total Number of Relationship Types Cited for Allegation	Type of Relationship that Offender Has with Alleged Victim(s)	Number of Referrals in which Relationship Type was Identified	Age of Victim										
				0 to 9 Years	10 to 19 Years	20 to 29 Years	30 to 39 Years	40 to 49 Years	50 to 59 Years	60 to 69 Years	70 and Older	Unknown		
Voyeurism	9	Father	3	0	0	0	0	0	0	0	1	0	0	2
		No Relation	2	0	0	0	1	1	0	0	0	0	0	0
		Stepfather	2	0	0	0	0	1	1	0	1	0	0	0
		Grandparent	1	0	0	0	0	0	0	0	0	1	0	0
		Brother	1	0	1	0	0	0	0	0	0	0	0	0
		Pornography/Exposure to Live Sex Act											40	
		Mother	9	0	0	4	3	0	0	0	0	0	0	2
		Father	12	0	0	1	4	4	1	1	0	0	0	2
		No Relation	5	0	2	1	0	0	0	0	0	1	0	1
Brother	1	0	1	0	0	0	0	0	0	0	0	0		
Unknown	3	0	0	0	1	0	0	0	0	0	0	2		
Stepfather	2	0	0	0	2	0	0	0	0	0	0	0		
Cousin	1	0	1	0	0	0	0	0	0	0	0	0		
Grandparent	2	0	0	0	0	0	1	0	0	0	0	1		
Friend	1	0	1	0	0	0	0	0	0	0	0	0		
No Selection	1	0	0	0	0	0	0	1	0	0	0	0		
Live-In/Significant Other	2	0	0	0	1	0	0	0	0	0	0	1		
Stepmother	1	0	0	0	1	0	0	0	0	0	0	0		
Encouraging Pornography/Live Sex Acts											3			
Mother	1	0	0	0	1	0	0	0	0	0	0	0		
No Relation	1	0	0	0	1	0	0	0	0	0	0	0		
No Selection	1	0	0	0	1	0	0	0	0	0	0	0		

SECTION IV

-

CRIMES AGAINST CHILDREN DIVISION

-

CASES SUBMITTED TO PROSECUTING ATTORNEY

-

OCTOBER - DECEMBER 2014

ARKANSAS PROSECUTING ATTORNEY'S

Fletcher Long
Prosecuting Attorney/1st Judicial Circuit
313 S. IZARD STREET-P.O. Box 365
FORREST CITY, AR 72335
(870) 261-1747 FAX (870) 261-1742

Scott Ellington
Prosecuting Attorney/2nd Judicial Circuit
511 Union Street, Suite 342
JONESBORO, AR 72401
(870) 972-4779 FAX (870) 972-1700

Henry H. Boyce
Prosecuting Attorney/3rd Judicial Circuit
JACKSON COUNTY COURTHOUSE
208 MAIN STREET SUITE 31
NEWPORT, AR 72112
(870) 523-7428 FAX (870) 523-7433

John Threet
Prosecuting Attorney/4th Judicial Circuit
280 NORTH COLLEGE, SUITE 301
FAYETTEVILLE, AR 72701
(479) 444-1570 FAX (479) 444-1594

David Gibbons
Prosecuting Attorney/5th Judicial Circuit
100 W. MAIN STREET-4th floor
RUSSELLVILLE, AR 72801
(479) 968-8600 FAX (479) 967-1086

Larry Jegley
Prosecuting Attorney/6th Judicial Circuit
224 SOUTH SPRING STREET
LITTLE ROCK, AR 72201
(501) 340-8000 FAX (501) 340-8049

Stephen Shirron
Prosecuting Attorney/7th Judicial Circuit
215 E. HIGHLAND, SUITE 4
MALVERN, AR 72140
(870) 337-1468 FAX (870) 337-9441

Christy McQueen
Prosecuting Attorney/8th North Judicial Circuit
P.O. Box 1216
HOPE, AR 71802-1216
(870) 777-0900 FAX (870) 722-2904

Carlton Jones
Prosecuting Attorney/8th South Judicial Circuit
412 LAUREL AVE. #6
TEXARKANA, AR 71854
(870) 774-1002 FAX (870) 772-9315

Blake Batson
Prosecuting Attorney/9th East Judicial Circuit
414 COURT STREET
ARKADELPHIA, AR 71923
(870) 246-9868 FAX (888) 251-9536

Bryan Chesshir
Prosecuting Attorney/9th West Judicial Circuit
P.O. Box 158
ASHDOWN, AR 71582
(870) 845-5030 FAX (870) 845-0268

Thomas Deen
Prosecuting Attorney/10th Judicial Circuit
506 SOUTH MAIN STREET
MONTICELLO, AR 71655
(870) 367-9896 FAX (870) 367-9696

Robert Dittrich
Prosecuting Attorney/11th East Judicial Circuit
305 S. COLLEGE-P.O. Box 845
STUTTGART, AR 72160
(870) 673-3048 FAX (870) 673-4431

Kyle Hunter
Prosecuting Attorney/11th West Judicial Circuit
101 WEST BARRAQUE/P.O. Box 9090
PINE BLUFF, AR 71611-9090
(870) 541-5387 FAX (870) 536-3613

Daniel Shue
Prosecuting Attorney/12th Judicial Circuit
901 SOUTH B STREET, SUITE 209
FORT SMITH, AR 72901
(479) 783-8976 FAX (479) 784-1551

Ian Vickery
Prosecuting Attorney/13th Judicial Circuit
307 AMERICAN ROAD/ROOM 114
EL DORADO, AR 71730
(870) 864-1960 FAX (870) 864-1964

ARKANSAS PROSECUTING ATTORNEY'S

Ron Kincade
Prosecuting Attorney/14th Judicial Circuit
301 East 6th Street, Suite 170
Mt. Home, AR 72653
(870) 425-2595 (870) 425-2596

Tom Tatum II
Prosecuting Attorney/15th Judicial Circuit
P.O. Box 1599
Dardanelle, AR 72833
(479) 495-4550 FAX (479) 495-7992

Don McSpadden
Prosecuting Attorney/16th Judicial Circuit
368 East Main/Suite 300 P.O. Box 2051
Batesville, AR 72503
(870) 793-8825 FAX (870) 793-8870

Chris Raff
Prosecuting Attorney/17th Judicial Circuit
411 North Spruce
Searcy, AR 72143
(501) 279-6236 FAX (501) 279-2072

Steve Oliver
Prosecuting Attorney/18th East Judicial Circuit
501 Ouachita Avenue
Hot Springs, AR 71901
(501) 622-3720 FAX (501) 622-3797

Andy Riner
Prosecuting Attorney/18th West Judicial Circuit
P.O. Box 1721
Mena, AR 71953
(479) 394-1964 FAX (479) 394-6173

Tony Rogers
Prosecuting Attorney/19th Judicial Circuit
202 N Springfield/ P.O. Box 536
Berryville, AR 72616
(479) 271-1030 FAX (479) 423-6624

Van Stone
Prosecuting Attorney/ 19th West Judicial Circuit
100 Northeast A Street
Bentonville, AR 72712
(479) 271-1030 FAX (479) 271-1073

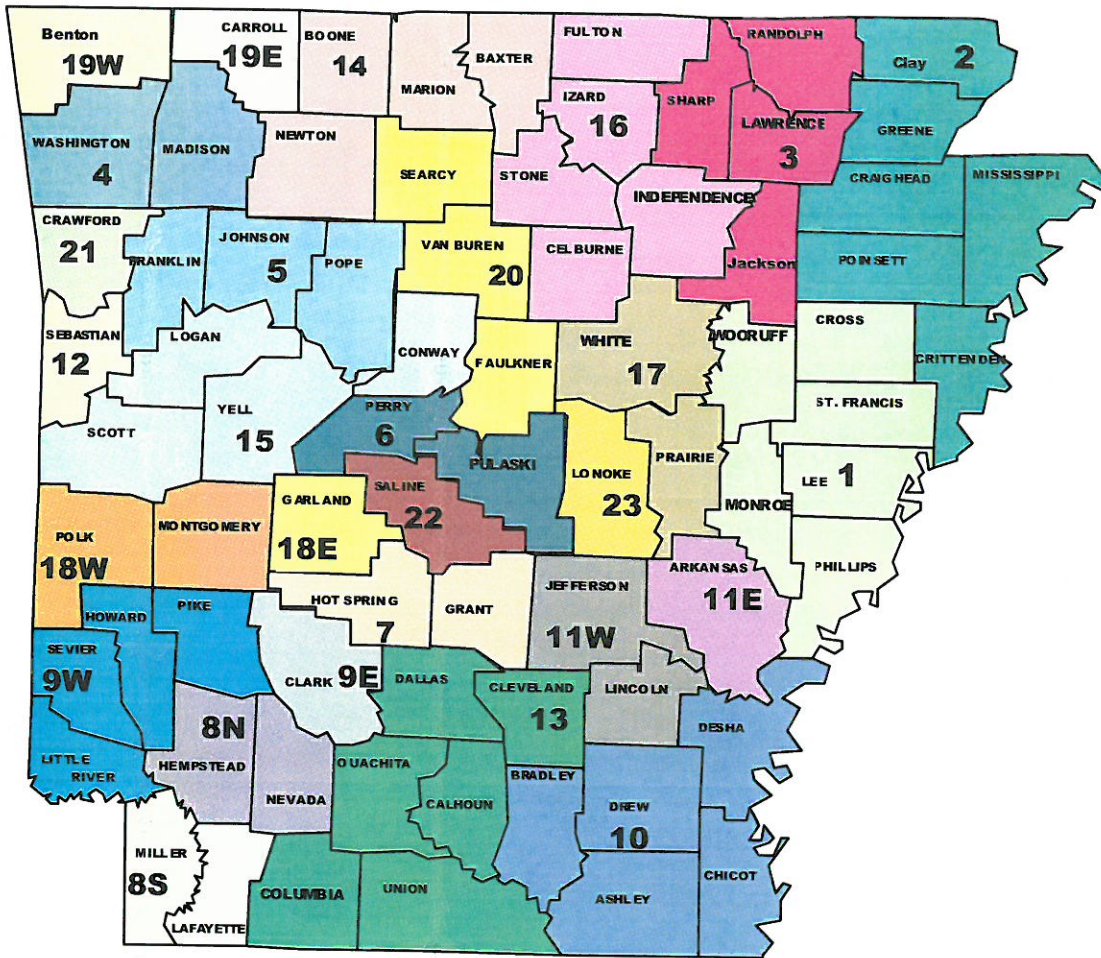
Cody Hiland
Prosecuting Attorney/ 20th Judicial Circuit
P.O. Box 550 / 609 Locust Street
Conway, AR 72033
(501) 450-4927 FAX (501) 450-7607

Mare McCune
Prosecuting Attorney/ 21st Judicial Circuit
206 South 3rd Street
Van Buren, AR 72956
(479) 474-5000 FAX (479) 471-3256

Ken Casady
Prosecuting Attorney/22nd Judicial Circuit
102 S. Main/ Saline County Judicial Building
Benton, AR 72015
(501) 315-7767 FAX (501) 315-3171

Chuck Graham
Prosecuting Attorney/23rd Judicial Circuit
301 North Center, Suite 301
Lonoke, AR 72086
(501) 676-2807 FAX (501) 676-3044

Arkansas Judicial Districts 2014



Judicial District 1			
Cases Submitted to PA (18)	Declined by PA (7)	Charges Filed (2)	Pending (9)
Sexual Abuse (2)		Sexual Indecency w/Minor	
		Rape	
Judicial District 2			
Cases Submitted to PA (58)	Declined by PA (26)	Charges Filed (20)	Pending (12)
Sexual Abuse/Rape (19)		Child Pornography	
Abuse (1)		Sexual Indecency with a Child (4 Charges)	
		Rape (10 Charges)	
		Sexual Assault 3rd Degree (4 Charges)	
		DWI	
Judicial District 3			
Cases Submitted to PA (12)	Declined by PA (7)	Charges Filed (2)	Pending (3)
Sexual Abuse/Rape (2)		Rape (2 Charges)	
Judicial District 4			
Cases Submitted to PA (9)	Declined by PA (3)	Charges Filed (6)	Pending (0)
Sexual Abuse/Rape (6)		Rape	
		Sexual Assault 2nd Degree (5 Charges)	
Judicial District 5			
Cases Submitted to PA (8)	Declined by PA (2)	Charges Filed (3)	Pending (3)
Sexual Abuse/Rape (3)		Rape	
		Sexual Assault 4th Degree	
		Sexual Indecency with a Child	
Judicial District 6			
Cases Submitted to PA (55)	Declined by PA (20)	Charges Filed (19)	Pending (16)
Sexual Abuse/Rape (11)		Rape (6 Charges)	
Physical Abuse (8)		Sexual Assault (5 Charges)	
		Battery 1st Degree (2 Charges)	
		Battery 2nd Degree (3 Charges)	
		Kidnapping	
		Domestic Battery (2 Charges)	

Judicial District 7			
Cases Submitted to PA (5)	Declined by PA (2)	Charges Filed (2)	Pending (1)
Sexual Abuse/Rape (1)		Sexual Assault 2nd Degree	
Physical Abuse (1)		Domestic Battery 2nd Degree	

Judicial District 8 S			
Cases Submitted to PA (10)	Declined by PA (6)	Charges Filed (1)	Pending (3)
Sexual Abuse/Rape (1)		Rape	

Judicial District 8 N			
Cases Submitted to PA (4)	Declined by PA (2)	Charges Filed (2)	Pending (0)
Sexual Abuse/Rape (1)		Sexual Assault 2nd Degree	
Physical Abuse (1)		Sexual Assault 4th Degree	

Judicial District 9 W			
Cases Submitted to PA (7)	Declined by PA (1)	Charges Filed (1)	Pending (5)
Sexual Abuse/Rape (1)		Rape	

Judicial District 9 E			
Cases Submitted to PA (2)	Declined by PA (1)	Charges Filed (1)	Pending (0)
Sexual Abuse/Rape (1)		Sexual Assault 2nd Degree	

Judicial District 10			
Cases Submitted to PA (12)	Declined by PA (6)	Charges Filed (4)	Pending (2)
Sexual Abuse/Rape (4)		Sexual Assault 2nd Degree (2 Charges)	
		Sexual Assault 4th Degree	
		Sexual Indecency with a Child	

Judicial District 11 W			
Cases Submitted to PA (11)	Declined by PA (4)	Charges Filed (4)	Pending (3)
Sexual Abuse/Rape (4)		Rape (2 Charges)	
		Sexual Assault 2nd Degree (2 Charges)	

Judicial District 19 E			
Cases Submitted to PA (6)	Declined by PA (3)	Charges Filed (2)	Pending (1)
Sexual Abuse/Rape (2)		Rape	
		Sexual Indecency with a Child	
Judicial District 20			
Cases Submitted to PA (13)	Declined by PA (7)	Charges Filed (6)	Pending (0)
Sexual Abuse/Rape (2)		Sexual Assault (2 Charges)	
Abuse (4)		Drugs (2 Charges)	
		Domestic Battery (2 Charges)	
Judicial District 21			
Cases Submitted to PA (2)	Declined by PA (2)	Charges Filed (0)	Pending (0)
Judicial District 22			
Cases Submitted to PA (13)	Declined by PA (11)	Charges Filed (2)	Pending (0)
Sexual Abuse (2)		Sexual Assault 2nd Degree	
		Sexual Assault 4th Degree	
Judicial District 23			
Cases Submitted to PA (19)	Declined by PA (3)	Charges Filed (14)	Pending (2)
Sexual Abuse/Rape (7)		Sexual Assault (6 Charges)	
Abuse (7)		Rape	
		Domestic Battery (7 Charges)	

Total Cases Submitted: 363
Total Charges Filed: 114 31%
Total Charges Declined: 167 46%
Total Cases Pending: 82 23%

NOTE: The standard for submitting cases to Prosecuting Attorneys is different than the standard used to determine what cases will actually be prosecuted. The decision to submit a case is made using a preponderance of the evidence standard, the same as is used in civil cases. The decision to actually charge criminally is made using a beyond a reasonable doubt standard; an evaluation which requires significantly more probative evidence than any other standard of proof used in the law.