

**Q3 2015**

EXHIBIT F

**DHS-DYS**

State of Arkansas

**Division of Youth Services**

# **QUARTERLY REPORT**

**3<sup>rd</sup> Quarter FY2015**

**(January-March)**



# Table of Contents

---

Executive Summary .....	p. 2
Figure 1: <b>Commitments by Offense</b> .....	p. 4
Figure 2: <b>First Commitments vs. Recommits</b> .....	p. 5
Figure 3: <b>Violent vs. Non-Violent</b> .....	p. 6
Figure 4a: <b>Person vs. Non-Person</b> .....	p. 7
Figure 4b: <b>Non-Person by Category</b> .....	p. 8
Figure 4c: <b>Categories of Offense</b> .....	p. 9
Figure 5a: <b>Commitments by Age &amp; Gender</b> .....	p. 10
Figure 5b: <b>Commitments by Age &amp; Race</b> .....	p. 11
Figure 5c: <b>Commitments by Age, Gender, &amp; Race</b> .....	p. 12
Figure 6: <b>Commitments by Gender</b> .....	p. 13
Figure 7a: <b>Commitments by Race</b> .....	p. 14
Figure 7b: <b>Commitments by Race by County</b> .....	p. 15
Figure 7c: <b>Race by Portion of Commitments vs. Portion of Population</b> .....	p. 16
Figure 8a: <b>Commitments by District</b> .....	p. 17
Figure 8b-1: <b>Commitments by District by Year</b> .....	p. 18
Figure 8b-2: <b>Commitments by District by Year</b> .....	p. 19
Figure 8c: <b>Total Commitments for Quarter with Reference to Previous Years</b> .....	p. 20
Figure 9: <b>Relative Change in DYS-Custody Population</b> .....	p. 21
Figure 10: <b>Custody by Age</b> .....	p. 22
Figure 11: <b>Custody by Race</b> .....	p. 23
Figure 12: <b>Custody by Program Type</b> .....	p. 24
Figure 13: <b>Incidents Referred to &amp; Accepted by the Hotline</b> .....	p. 25
Figure 14a: <b>Facility Bed Rates &amp; Annual Cost</b> .....	p. 26
Figure 14b: <b>Facility Billing to Date</b> .....	p. 27
Figure 14c: <b>Specialty Services Billing to Date</b> .....	p. 28
Figure 15a: <b>Youth Served by Community-Based Provider (CBP) Services</b> .....	p. 29
Figure 15b: <b>Community-Based Units Services by Program Designation</b> .....	p. 30
Appendix I: <b>Map of AR DYS Treatment Centers, Specialized Residential Programs, and Community-Based Providers</b> .....	p. 31
Appendix II: <b>Map of AR Juvenile Detention Centers</b> .....	p. 32
Appendix III: <b>Child Maltreatment Incident Reporting &amp; Investigation Procedure</b> .....	p. 33
Appendix IV: <b>Juvenile Detention Centers monitored Q3 FY2015 by DYS JJDP auditors</b> .....	p. 34



## Executive Summary

---

In the third quarter of FY2015, the Division of Youth Services (DYS) continued to respond to identified needs of juvenile detention centers (JDC) across the state; Quality Assurance monitors made repeated visits to multiple facilities to assess for compliance with policy and procedure and ensure the well-being of youth in DHS custody. Through its strategic approach, the agency has provided numerous localized trainings for JDC staff and community partners. In February the Division hosted a statewide *Juvenile Justice Best Practices in a Detention Setting* seminar and will host a follow-up *Juvenile Justice Standards and Core Practices in a Detention Setting* training in the fourth quarter of this year. DHS is developing partnerships with the Arkansas Juvenile Detention Association (AJDA) and the state Jail Standards Coordinator's Office to continue providing training and technical assistance (TA) to JDCs.

During the third quarter, seven students earned their high school diploma while in DHS custody. Twenty-one students have passed the Arkansas Career readiness Certificate WorkKeys program with either a bronze, silver, or gold certificate.

The State of Arkansas is required by the federal government to have three Targeted Counties addressing Disproportionate Minority Contact (DMC); DHS currently coordinates with four county-level DMC coalitions and the state is in compliance with the Office of Juvenile Justice and Delinquency Prevention's (OJJDP) mandate to address DMC.

In the third quarter, DYS and the Arkansas Juvenile Justice Coalition (ACJJ) began the process for dispersal of over half a million dollars in federal monies via Title II and Juvenile Accountability Block Grants (JABG) to fund prevention and intervention programming; these encompass mental health services, gender-specific services, deinstitutionalization of status offenders, disproportionate minority contact, juvenile justice system improvement, law enforcement training, graduated sanctions, drug courts, interagency information-sharing, needs and risk assessments, restorative justice, recidivism reduction, and others. In February the agency hosted a grant-writing workshop to provide community and grassroots organizations with technical assistance during the application process. Grantees will be selected by DYS and the ACJJ Board during the fourth quarter of this FY and awarded during the first quarter of FY2016.

DYS Juvenile Justice and Delinquency Prevention (JJDP) monitors audited forty sites where youth are or may be detained in the State of Arkansas (see Appendix IV on page 34) in accordance with the federal JJDP Act of 1974.

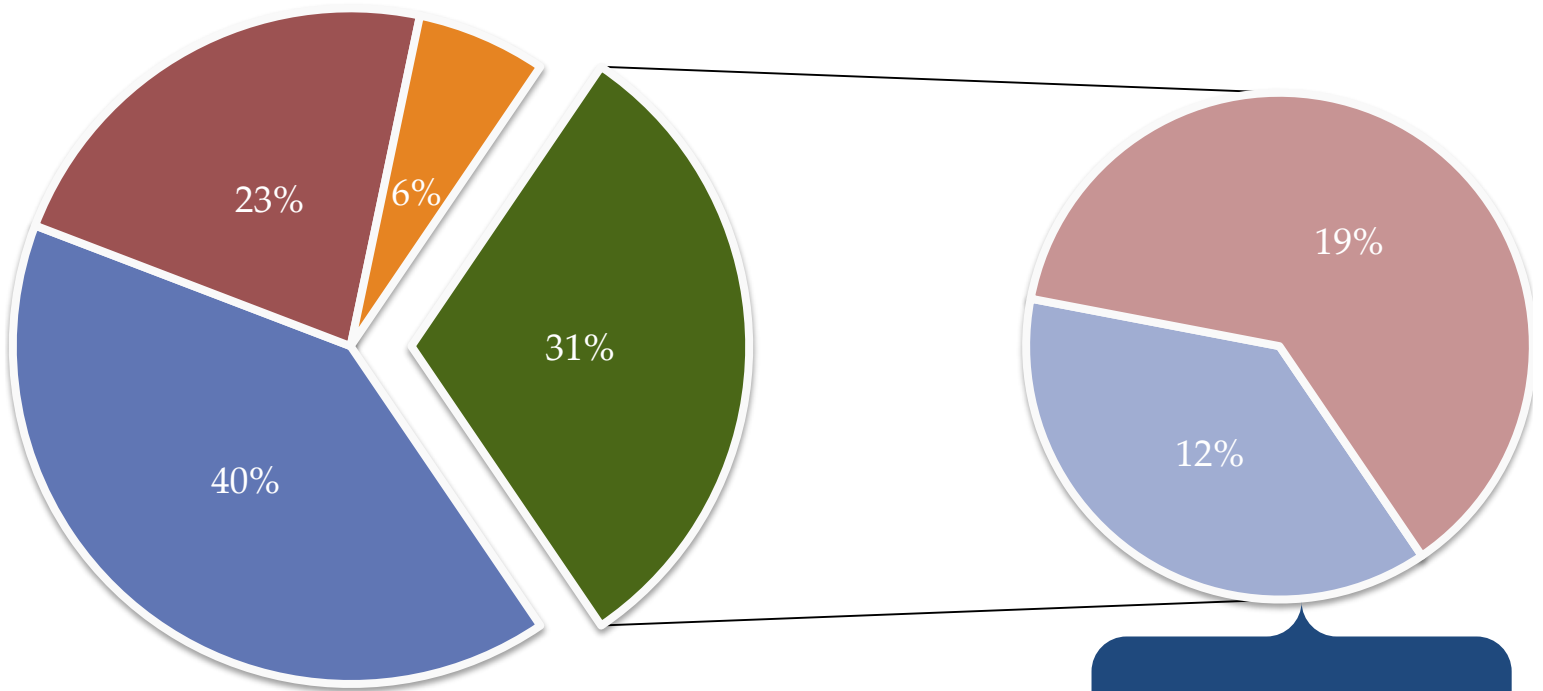
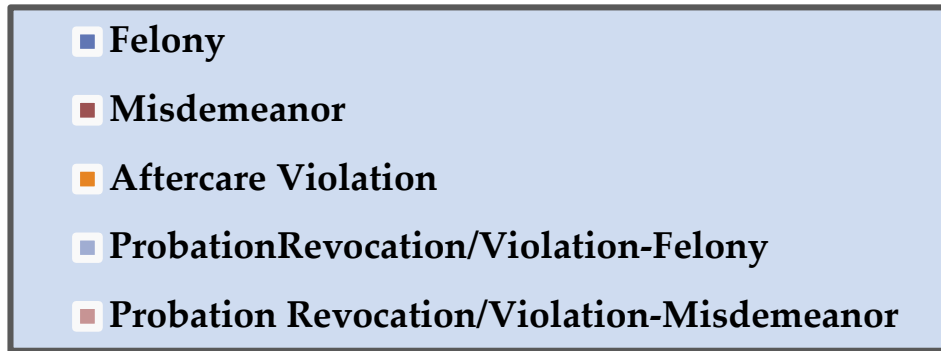
This quarter the Division began the planning phase for the 2016 Semi-Annual DYS-sponsored Juvenile Justice Conference and will be coordinating with system partners to produce a conference of regional significance, inviting juvenile justice professionals from both Arkansas and her surrounding states.

This quarter 129 youth were committed to DYS and the agency has a total of 727 youth in its care.

In the third quarter, twenty-five incidents of suspected abuse or neglect were referred to the Arkansas State Police. Of the twenty-five incidents, the Arkansas State Police determined eleven merited an investigation. The statuses of all eleven investigations remain pending.

*What classes of offense brought youth into DYS care this quarter?*

**Figure 1: Commitments by Offense**

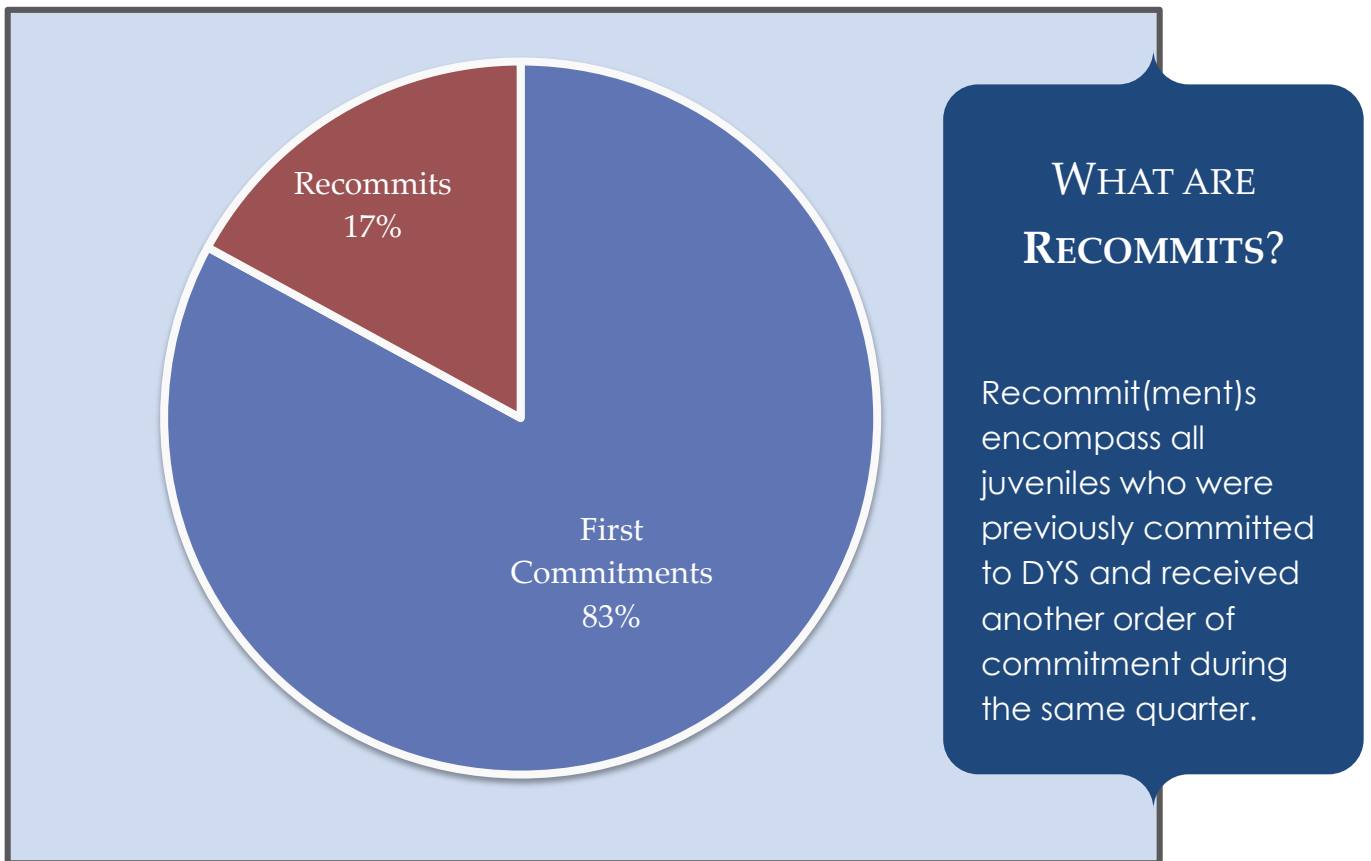


**Total Commitments: 129**

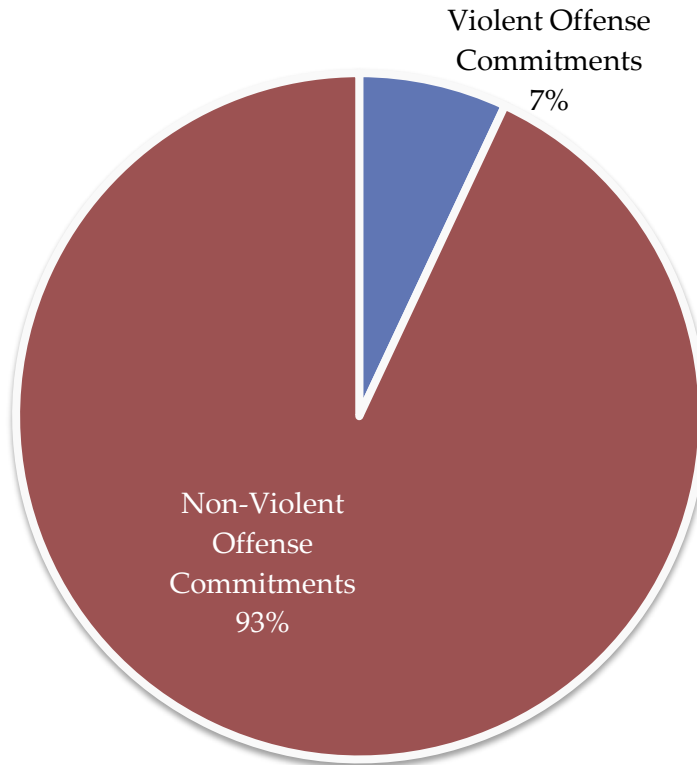
**Probation revocations and violations are delineated by original charge: felony or misdemeanor.**

*Was this their first time being committed to DYS care?*

**Figure 2: First Commitments vs. Recommits**



**Figure 3: Violent vs. Non-Violent**



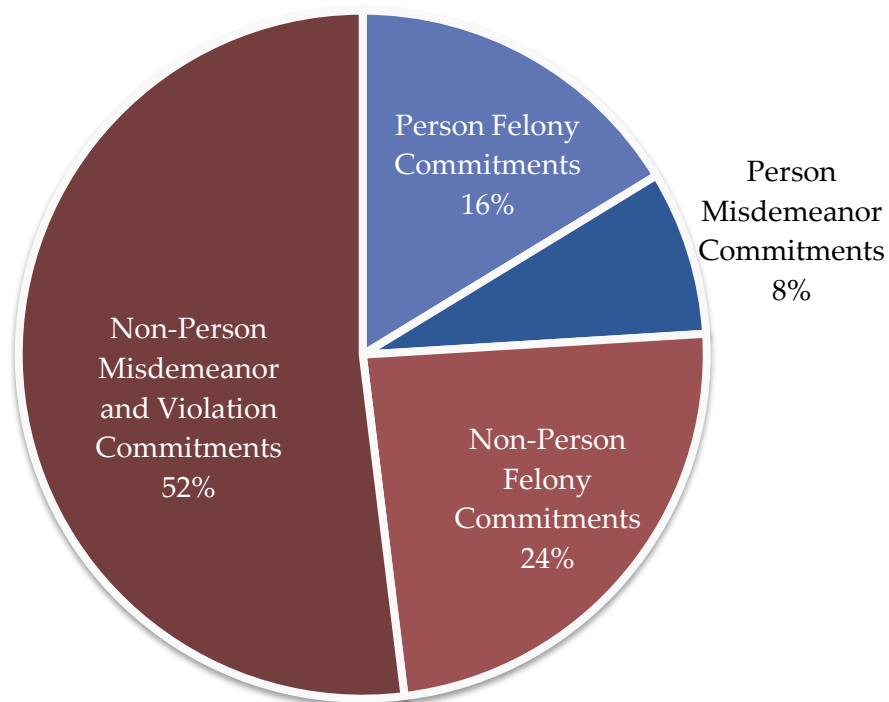
**VIOLENT OFFENSES:**

- Murder/Manslaughter
- Forcible Rape
- Robbery
- Aggravated Assault

**Violent Offenses** are designated by the Federal Bureau of Investigation's (FBI) Uniform Crime Reporting (UCR) Program, a national clearing house for statistical data on crime.



Figure 4a: Person vs. Non-Person



## NON-PERSON OFFENSE

### CATEGORIES:

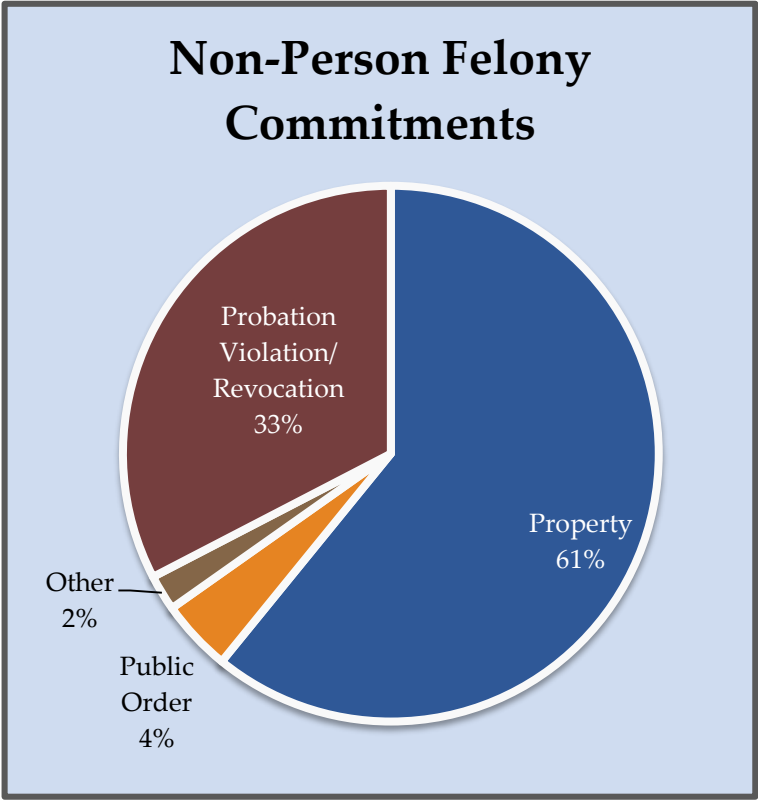
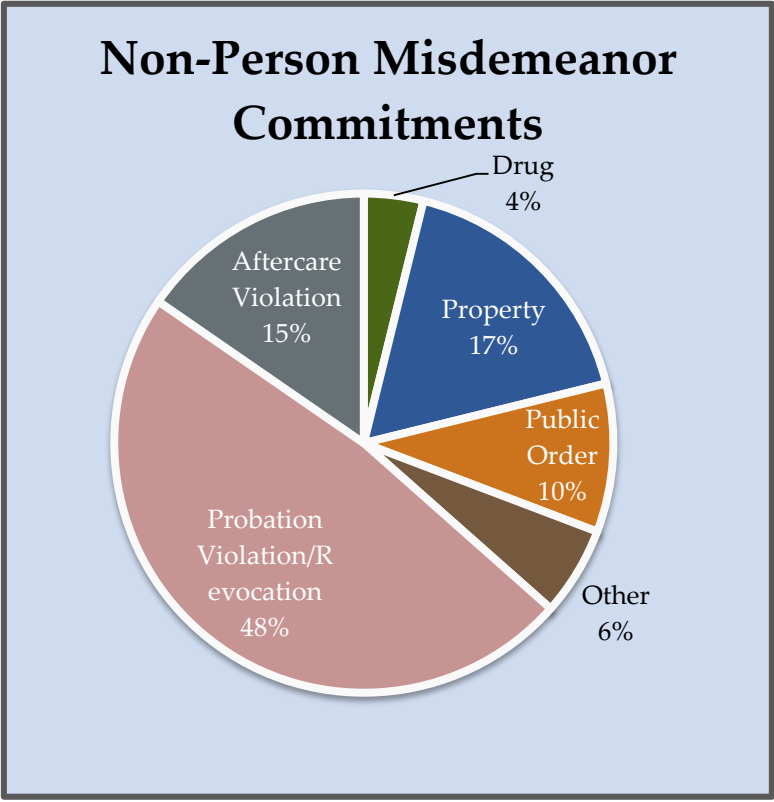
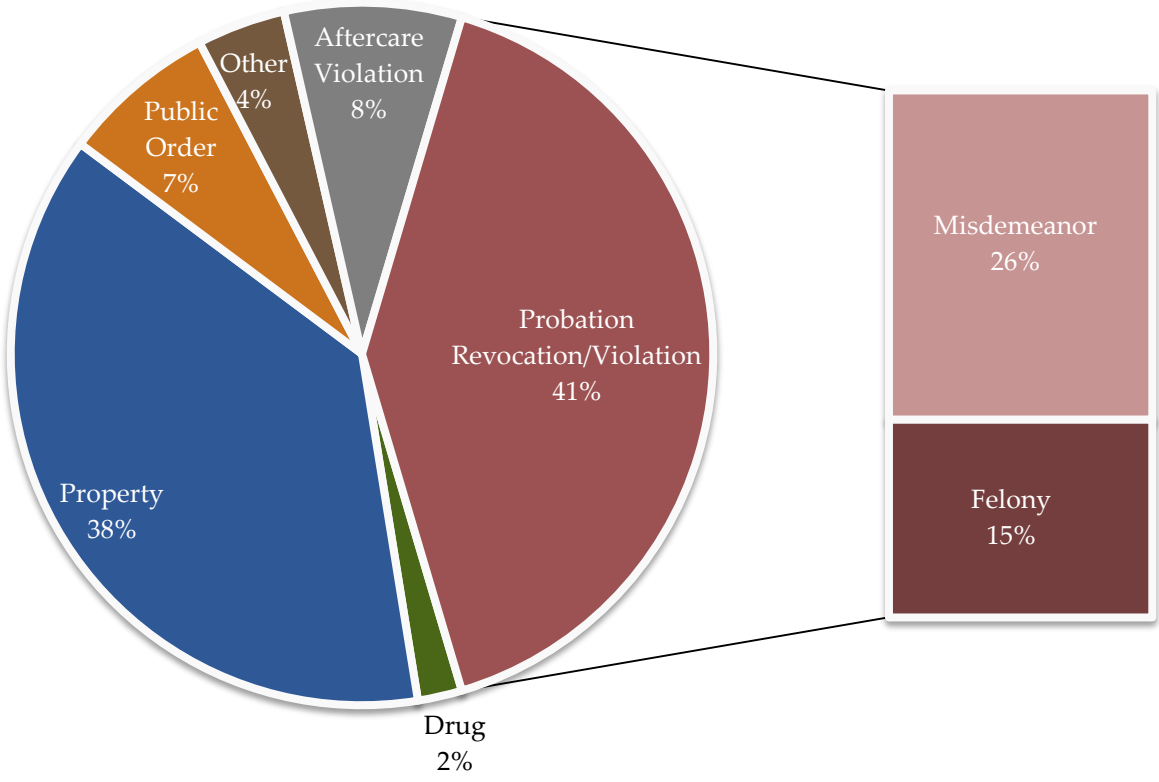
- Property
- Drug
- Public Order
- Aftercare Violation
- Probation Revocation/Violation
- Other

**Non-Person Offense categories** are broken out into individual offenses listed therein in **Figure 4c** on page 9.

**Person Offenses** are listed there as well.

What kinds of offenses brought youth into DYS care this quarter?

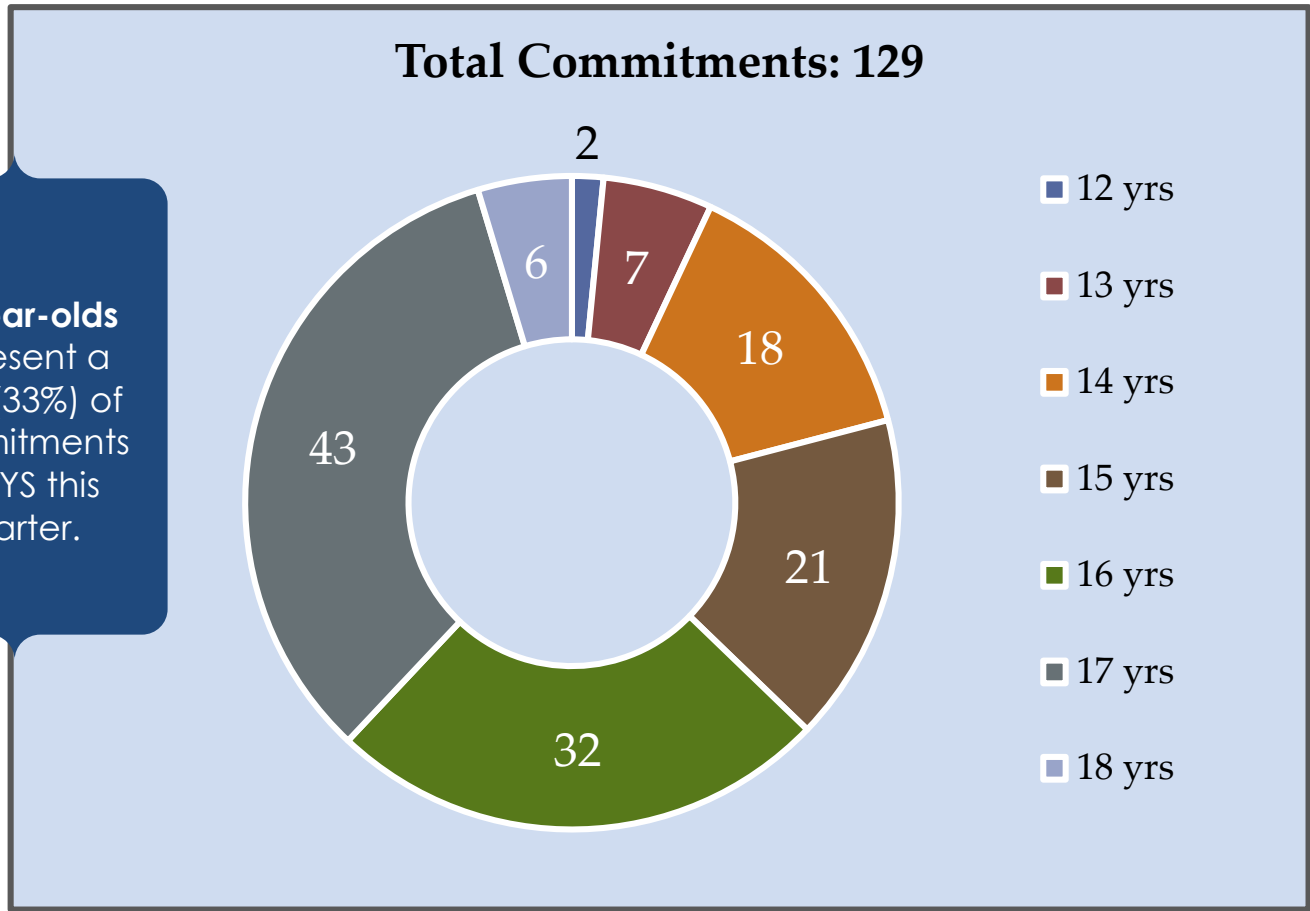
**Figure 4b: Non-Person by Category**



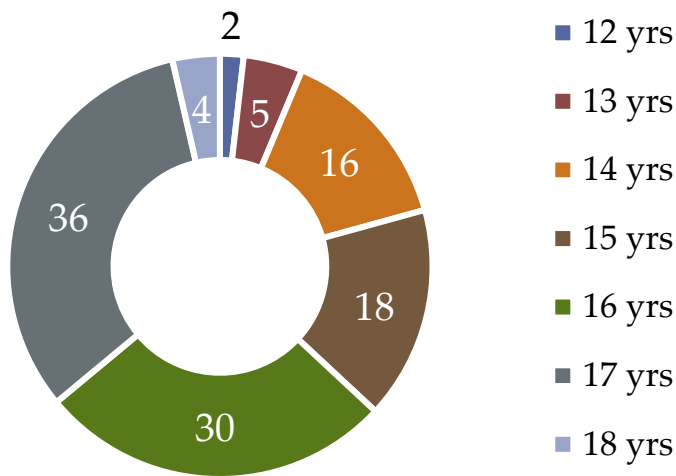
**Figure 4c: Categories of Offense**

Person	Offense	# of Commitments
	Aggravated Robbery	4
	Assault – 2 <sup>nd</sup> Degree	1
	Battery – 1 <sup>st</sup> Degree	3
	Battery – 2 <sup>nd</sup> Degree	2
	Battery – 3 <sup>rd</sup> Degree	5
	Domestic Battering – 2 <sup>nd</sup> Degree	1
	Furnishing Prohibited Articles	1
	Rape	5
	Robbery	2
	Sexual Assault – 2 <sup>nd</sup> Degree	3
	Terroristic Threatening – 2 <sup>nd</sup> Degree	4
<b>Non-Person: Property</b>		
	Breaking or Entering	4
	Burglary (arrest date prior 8-13-93)	1
	Burglary, Commercial (arrest date after 8-13-93)	2
	Burglary, Residential (arrest date after 8-13-93)	5
	Criminal Attempt	1
	Criminal Mischief – 1 <sup>st</sup> Degree	6
	Criminal Trespass	1
	Theft by Receiving	2
	Theft of Property	14
	Unauthorized Use of a Vehicle	1
<b>Non-Person: Drug</b>		
	Delivery, Possession, Manufacture, etc. of Drug	2
	Paraphernalia or Counterfeit Controlled Substances	
<b>Non-Person: Public Order</b>		
	Absconding	1
	Disorderly Conduct	3
	Escape – 3 <sup>rd</sup> Degree	1
	Obstructing Governmental Operations	2
<b>Non-Person: Aftercare</b>		
	Aftercare Violation	8
<b>Non-Person: Probation</b>		
	Revocation of Probation	33
	Violation of Probation	7
<b>Non-Person: Other</b>		
	Aggravated Cruelty to Dog, Cat, or Horse	1
	Carrying Certain Prohibited Weapons	1
	Purchase-Possession Intoxicating Liquor by Minor	1
	Refusal to Submit to Arrest	1

**Figure 5a: Commitments by Age & Gender**



**Male Commitments: 111**



**Female Commitments: 18**

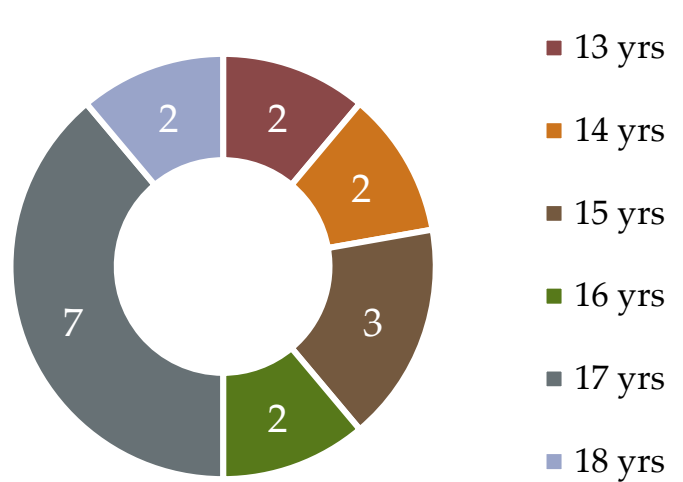
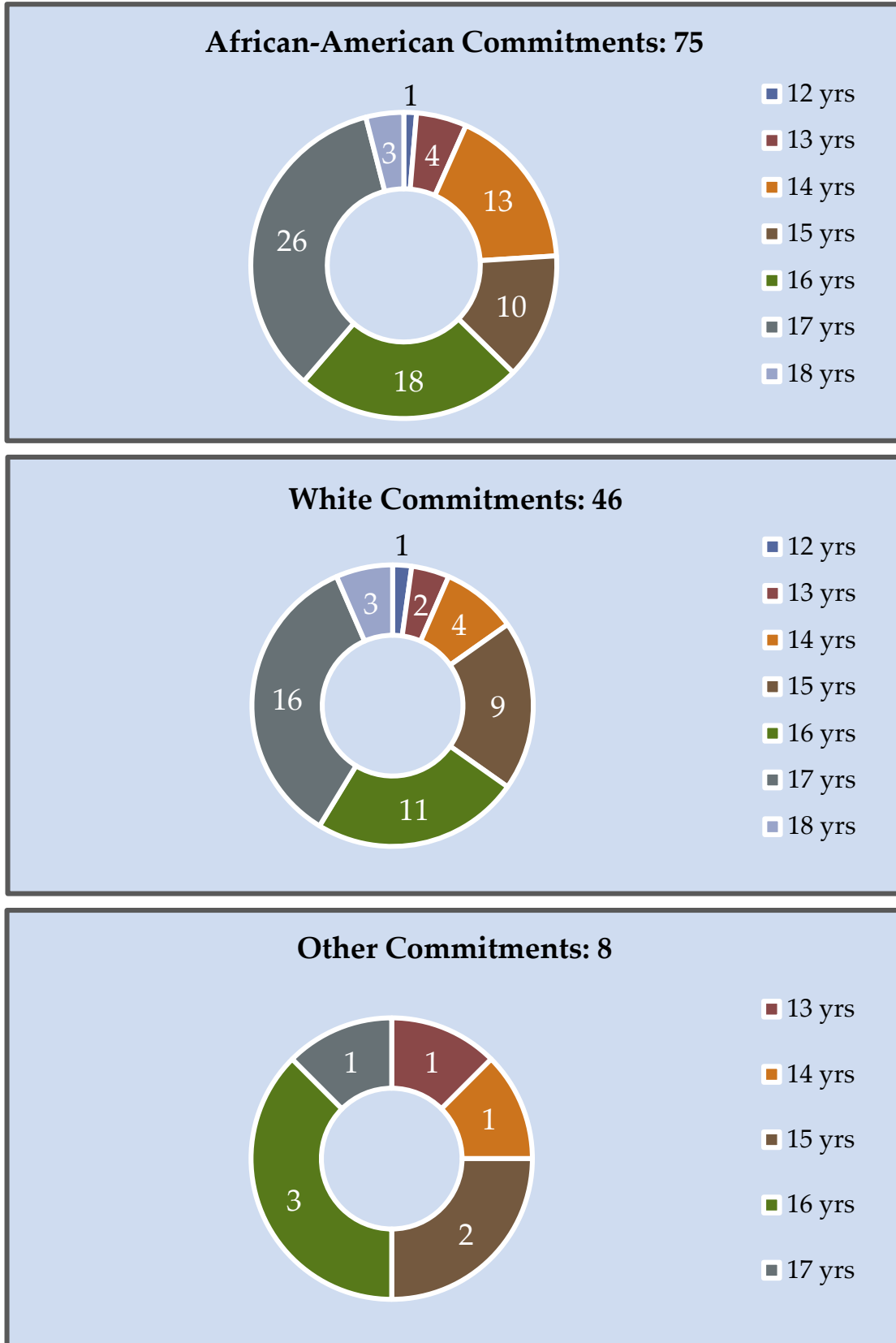


Figure 5b: Commitments by Age & Race

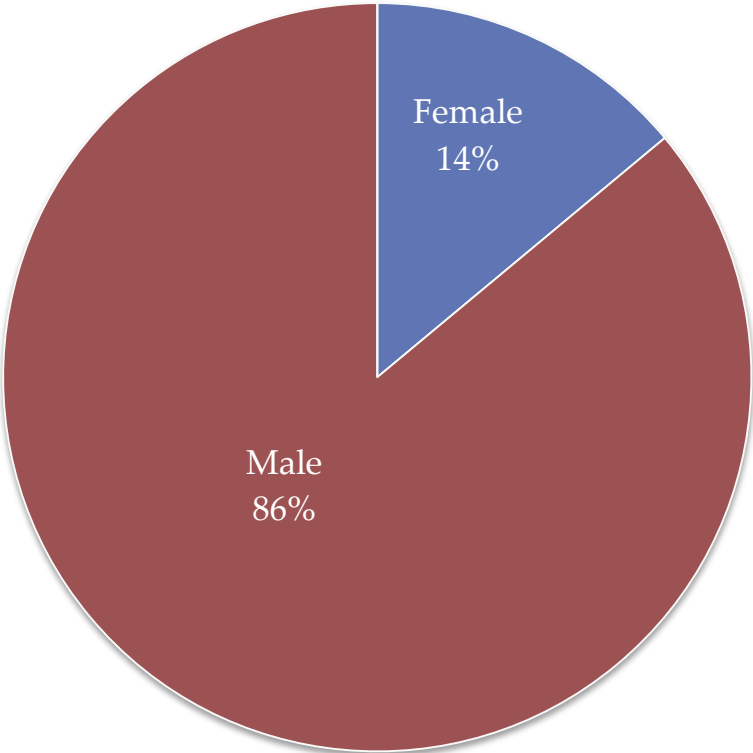


*What are the demographics of youth committed to DYS care this quarter?*

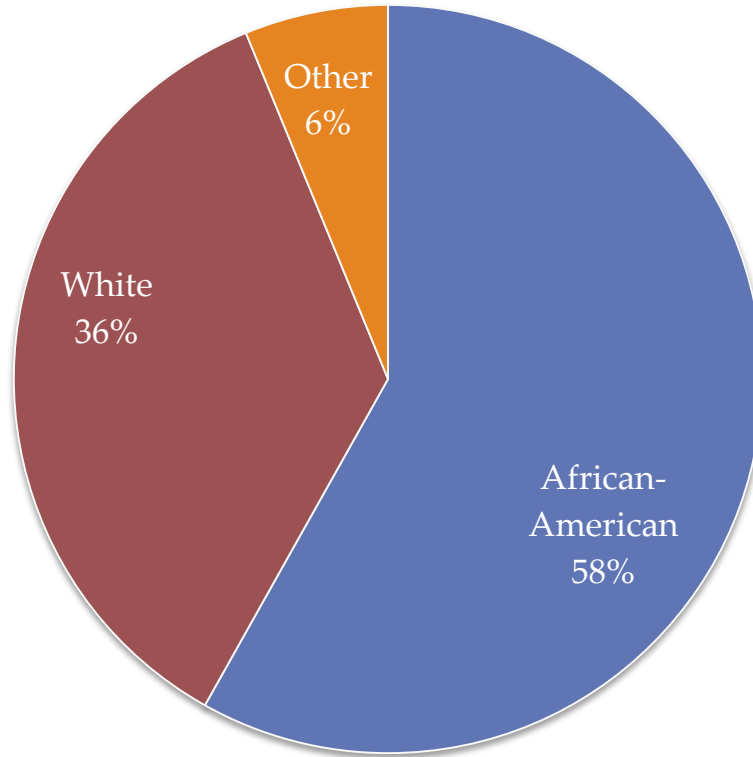
**Figure 5c: Commitments by Age, Gender, and Race**

Age (yrs)	African-American		White		Other		TOTAL
	male	female	male	female	male	female	
12	1		1				2
13	2	2	2		1		7
14	11	2	4		1		18
15	8	2	8	1	2		21
16	16	2	11		3		32
17	21	5	14	2	1		43
18	3		1	2			6
<b>TOTAL</b>	<b>62</b>	<b>13</b>	<b>41</b>	<b>5</b>	<b>8</b>		<b>129</b>

**Figure 6: Commitments by Gender**



**Figure 7a: Commitments by Race**



Statewide, **African-American** youth make up **19 percent** of the adolescent population, while **white** youth account for **77 percent**.



**Figure 7b: Commitments by Race by County**

Committing County	African-American	White	Other	TOTAL
Arkansas		1		1
Ashley	2	1		3
Benton		1		1
Bradley	3			3
Chicot		1		1
Clay		1		1
Cleburne		2		2
Columbia	3			3
Conway			1	1
Craighead	3	2		5
Crittenden	1			1
Desha	2		1	3
Drew	1			1
Faulkner	3	4		7
Garland	5	1	2	8
Grant		3		3
Hempstead	2	1	2	5
Hot Spring	5	4		9
Independence		1		1
Jackson	1			1
Jefferson	7	1		8
Johnson		1		1
Lincoln	1			1
Little River	1	2		3
Lonoke	2	1		3
Miller	7			7
Mississippi	1			1
Ouachita	3			3
Phillips	2			2
Pike		1		1
Pope		2		2
Pulaski	13			13
Saint Francis	2			2
Saline	1	5		6
Sebastian	1	4	2	7
Sharp		1		1
Union	2			2
Washington		1		1
White	1	1		2
Woodruff		1		1
Yell		2		2
<b>TOTAL</b>	<b>75</b>	<b>46</b>	<b>8</b>	<b>129</b>

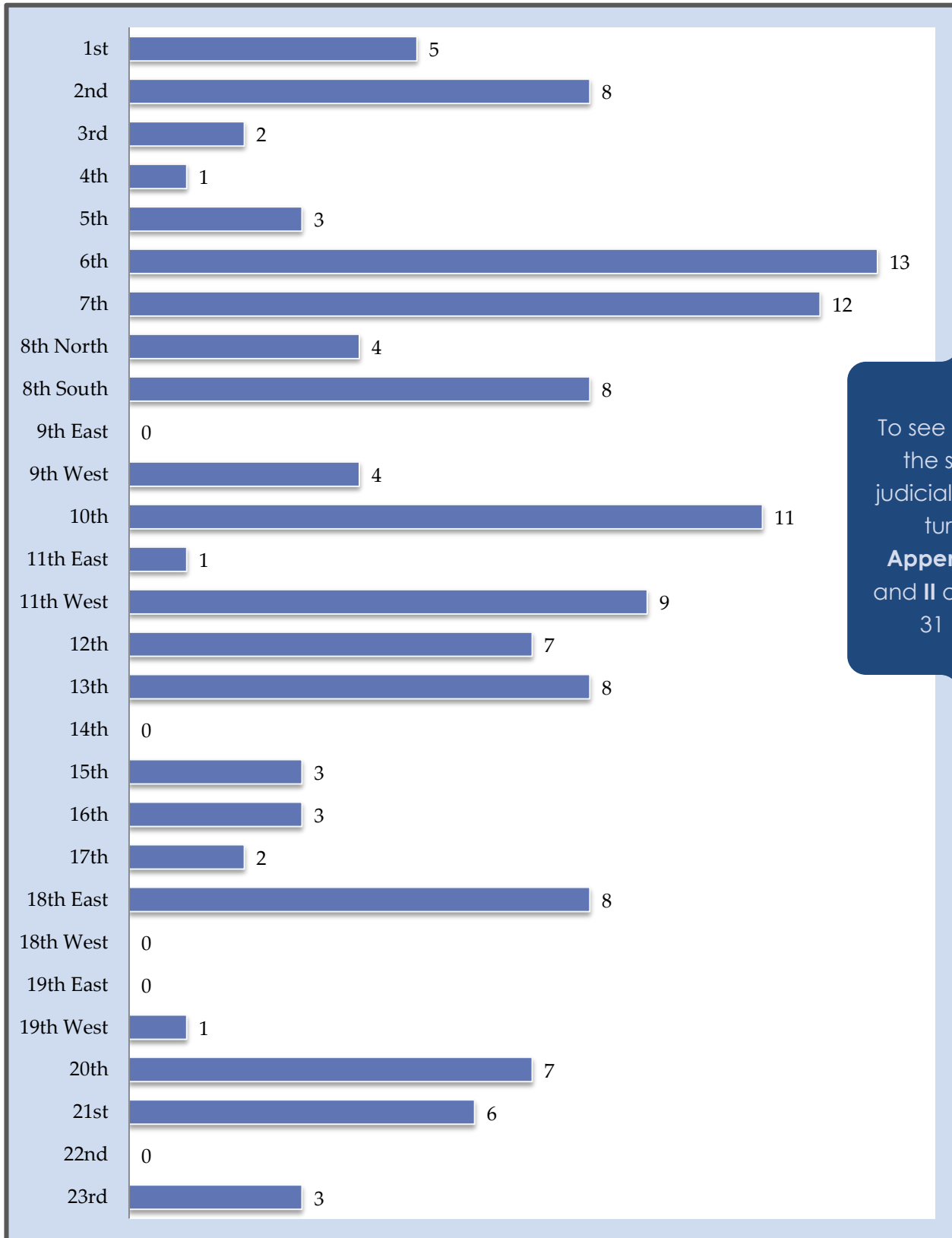
\*  
**NOTE**  
 Zeros have been omitted from this chart for visual clarity  
 \*

**Figure 7c: Race by Portion of Commitments vs. Portion of Population**

Committing County	African-American		White		Other	
	Commits (%)	Pop (%)	Commits (%)	Pop (%)	Commits (%)	Pop (%)
Arkansas		32	100	67		1
Ashley	67	31	31	67		2
Benton		2	100	91		6
Bradley	100	27		70		3
Chicot		63	100	36		1
Clay		1	100	98		1
Cleburne		1	100	98		1
Columbia	100	46		53		1
Conway		13		85	100	2
Craighead	60	20	40	78		2
Crittenden	100	62		37		1
Desha	67	55		45	33	1
Drew	100	32		68		1
Faulkner	43	14	57	84		2
Garland	63	14	13	84	25	2
Grant		4	100	94		2
Hempstead	40	35	20	64	40	1
Hot Spring	56	14	44	85		1
Independence		3	100	95		2
Jackson	100	21		77		2
Jefferson	88	65	12	34		1
Johnson		3	100	94		3
Lincoln	100	26		73		1
Little River	33	27	67	71		3
Lonoke	67	7	33	91		2
Miller	100	30		68		1
Mississippi	100	44		55		1
Ouachita	100	48		51		1
Phillips	100	75		24		1
Pike		3	100	94		2
Pope		4	100	93		2
Pulaski	100	48		49		3
Saint Francis	100	65		34		1
Saline	17	9	83	89		2
Sebastian	14	10	57	81	29	9
Sharp		2	100	97		1
Union	100	39		59		2
Washington		5	100	87		9
White	50	7	50	92		1
Woodruff		34	100	65		1
Yell		3	100	95		2

**\* NOTE**  
Zeros have been omitted from this chart for visual clarity  
**\***

Figure 8a: Commitments by District



To see **maps** of the state's judicial districts, turn to **Appendices I and II** on pages 31 & 32

**Figure 8b-1: Commitments by District by Year**

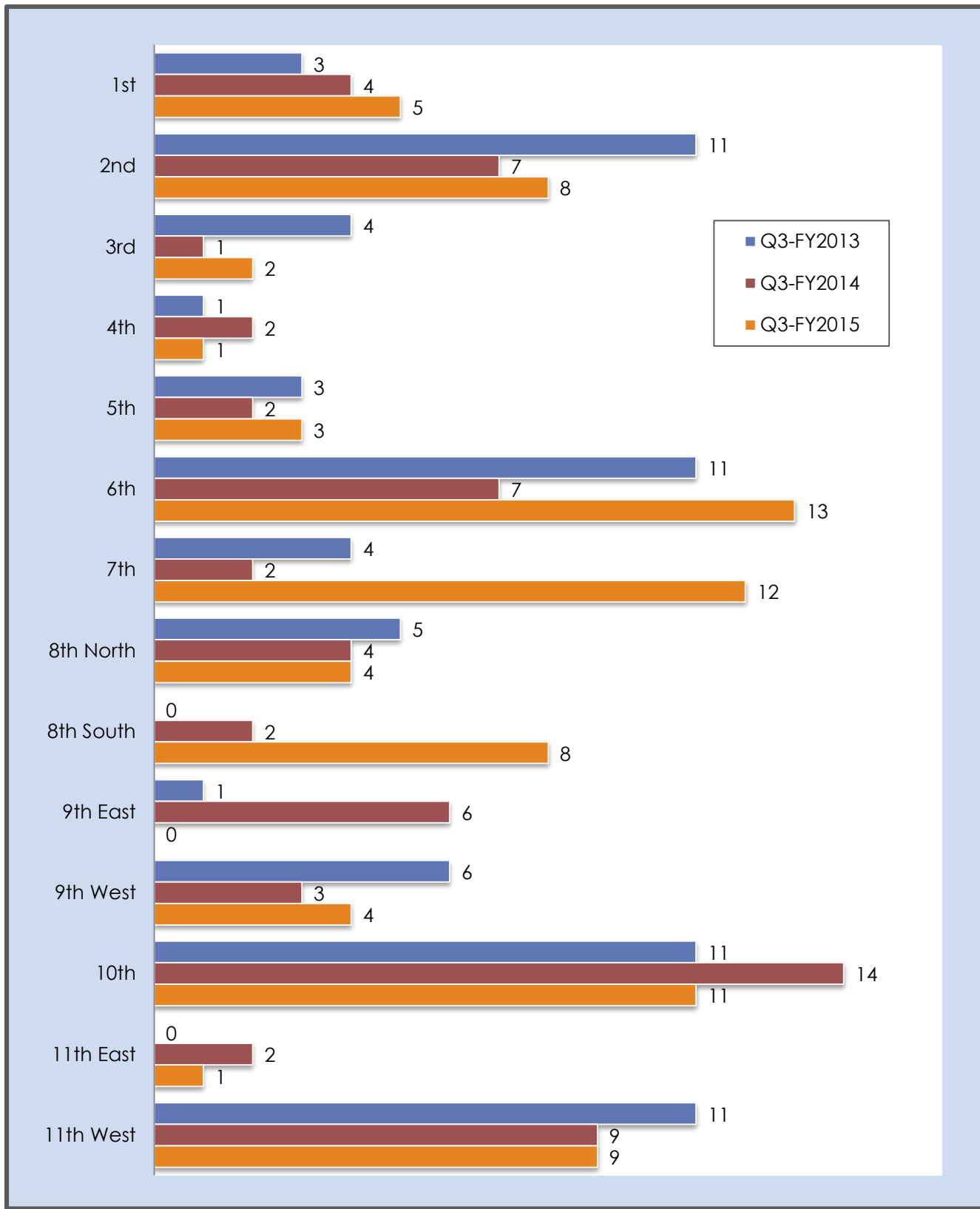


Figure 8b-2: Commitments by District by Year

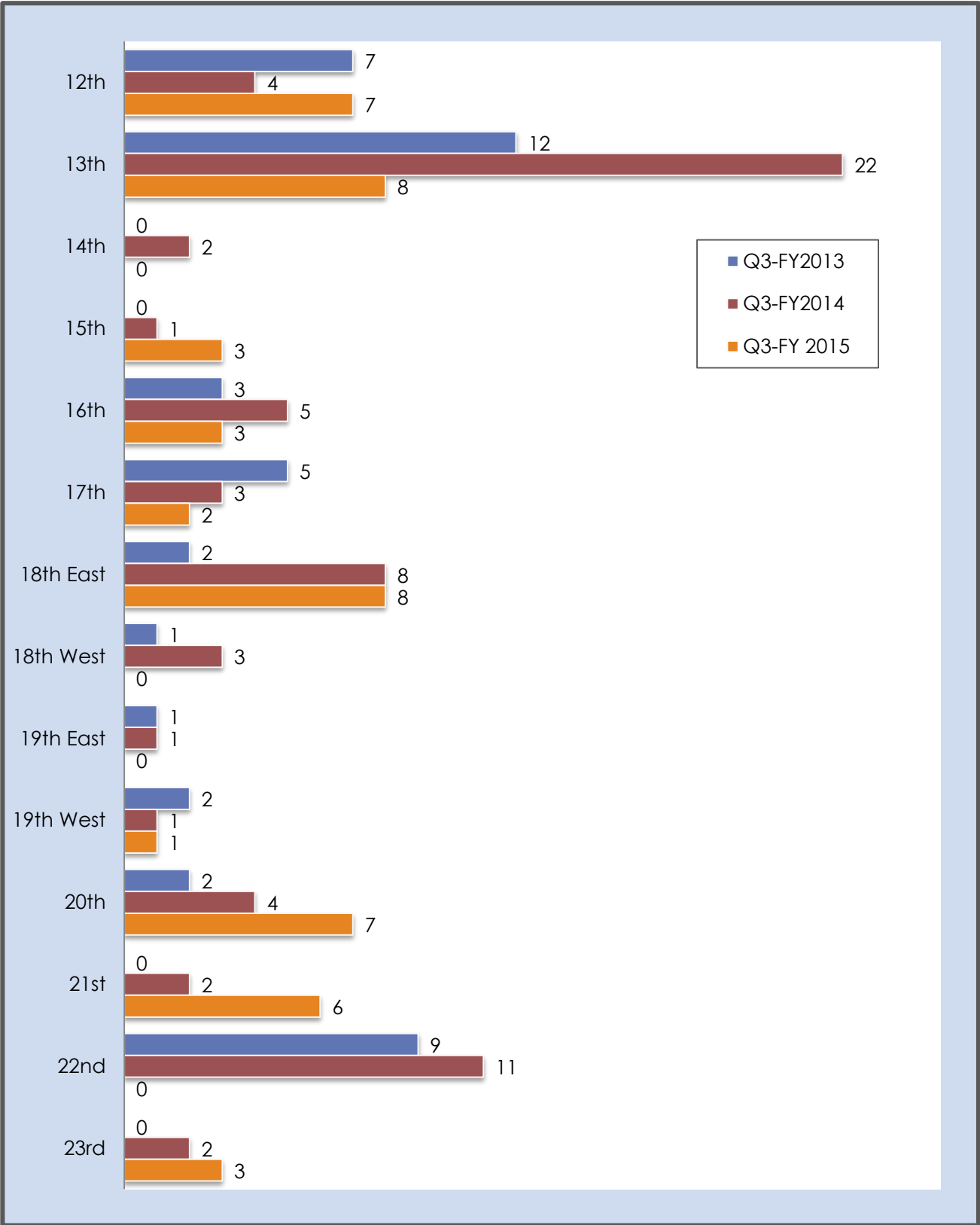
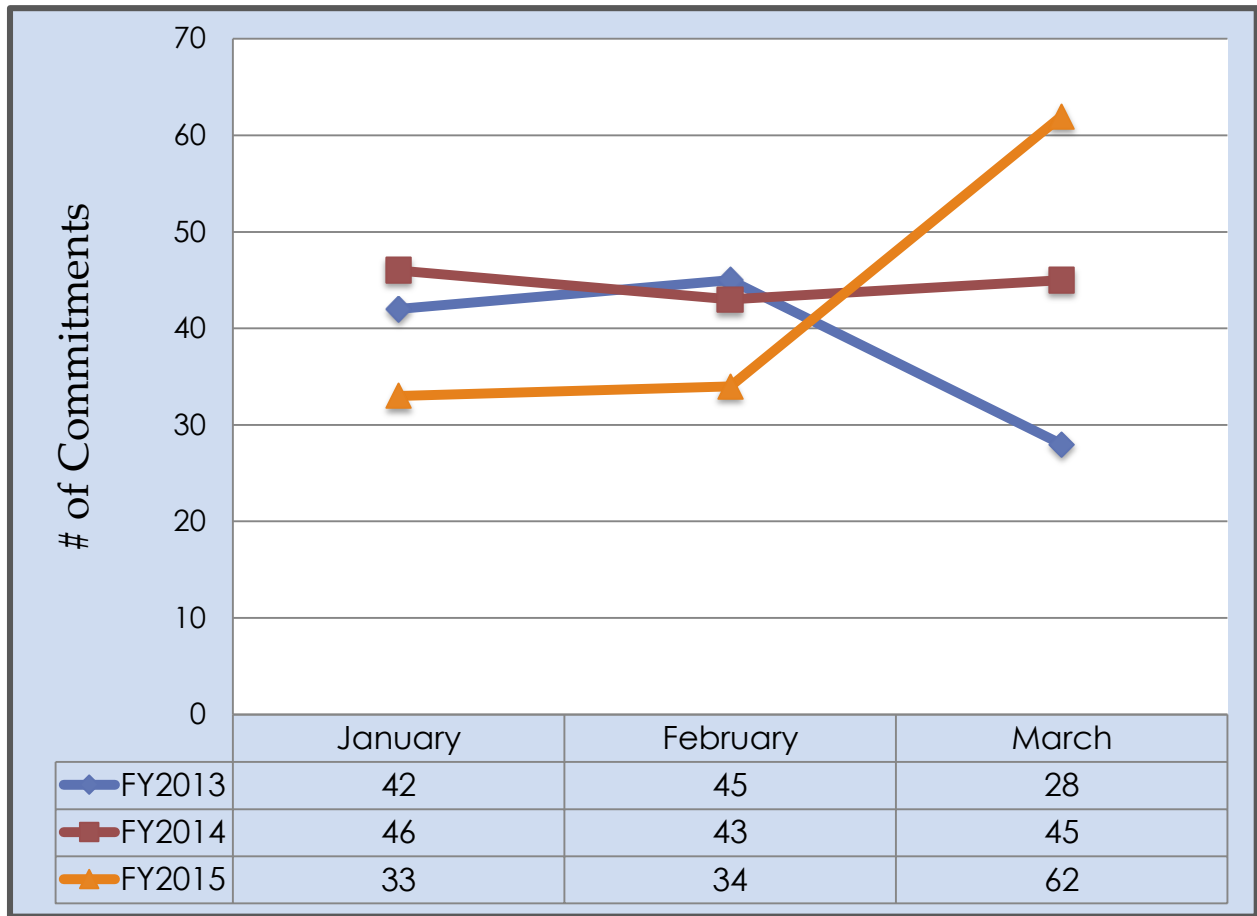
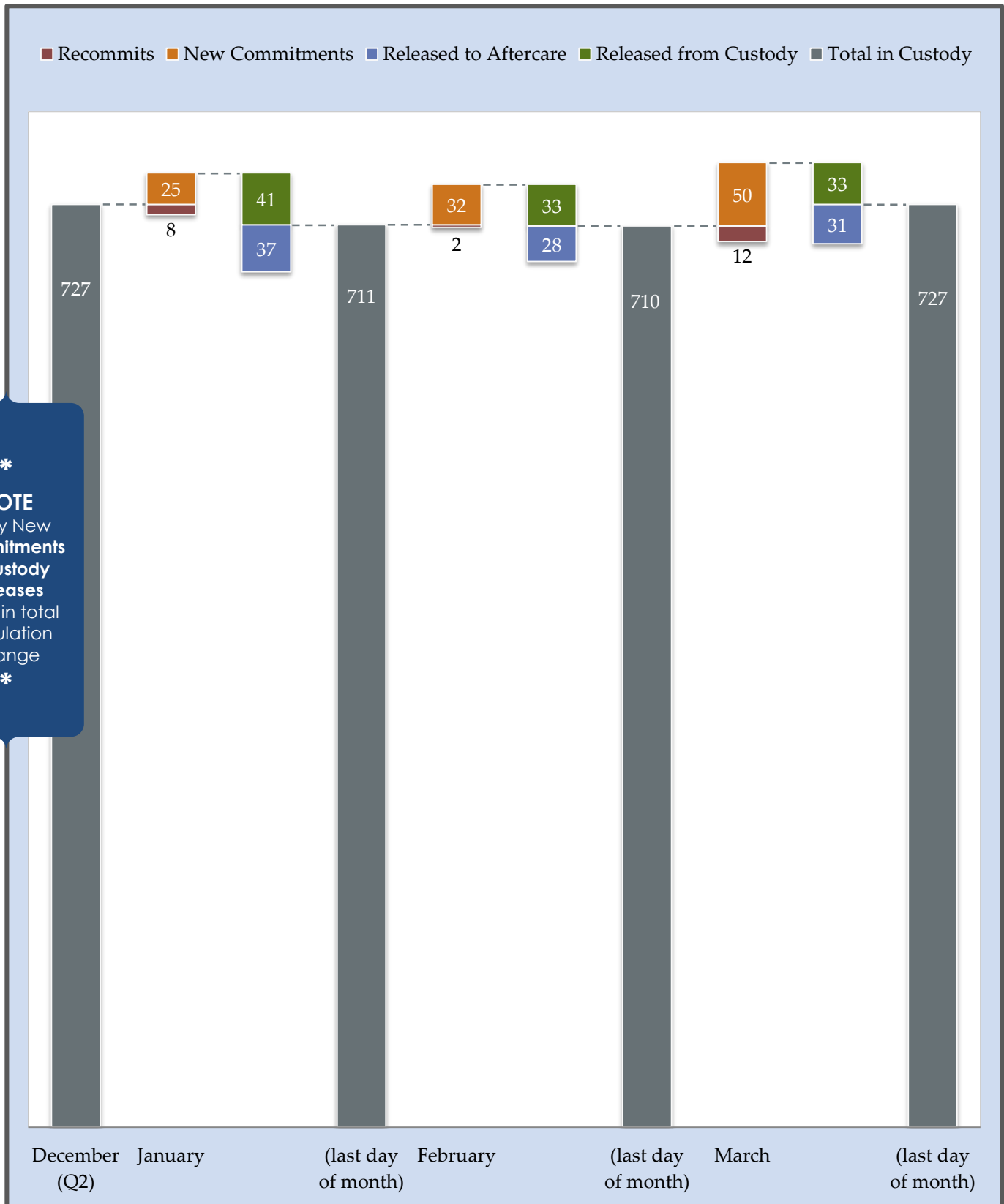


Figure 8c: Total Commitments for Quarter with Reference to Previous Years



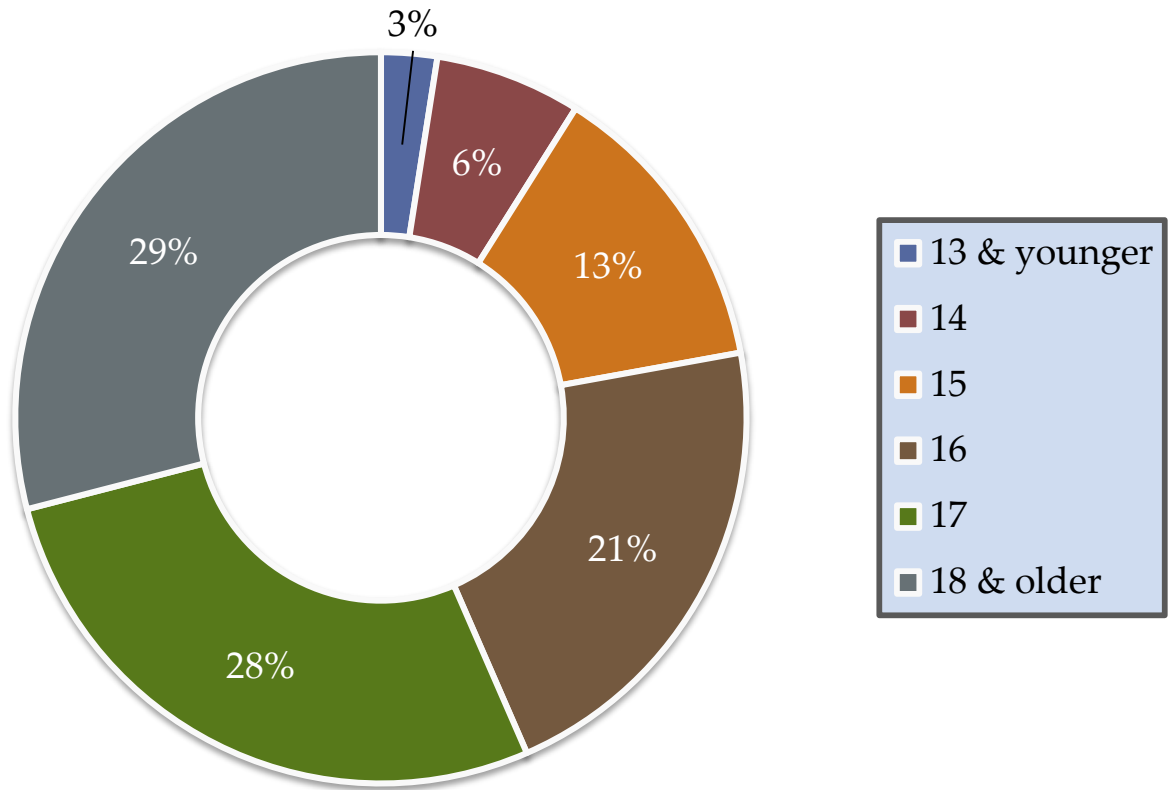
**Commitments** for Q3 of this year (**129**) are down from last year (**134**) but up from FY 2013 (**115**).

**Figure 9: Relative Change in DYS-Custody Population**



**\* NOTE**  
 Only New Commitments & Custody Releases result in total population change  
 \*

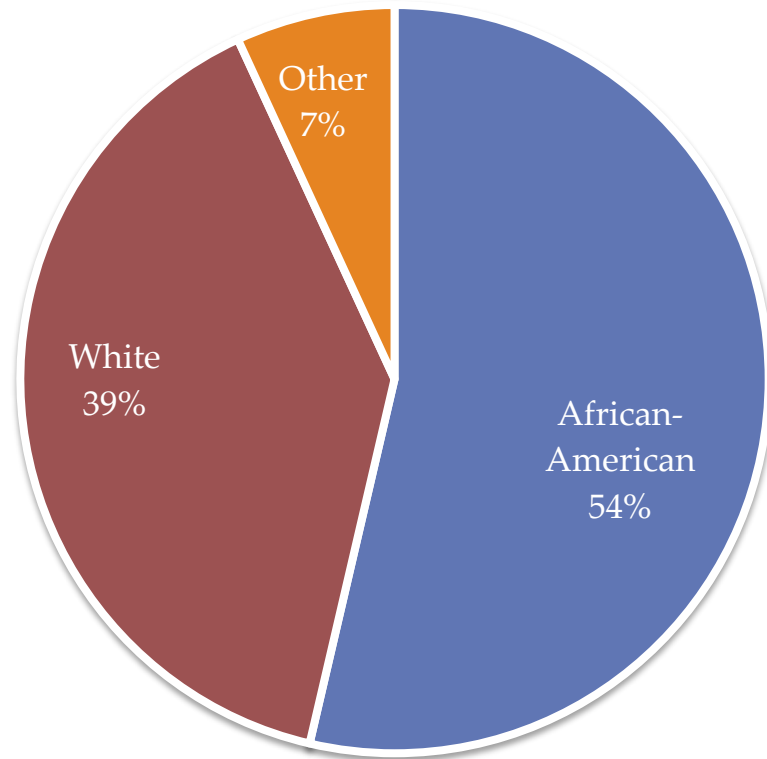
**Figure 10: Custody by Age**





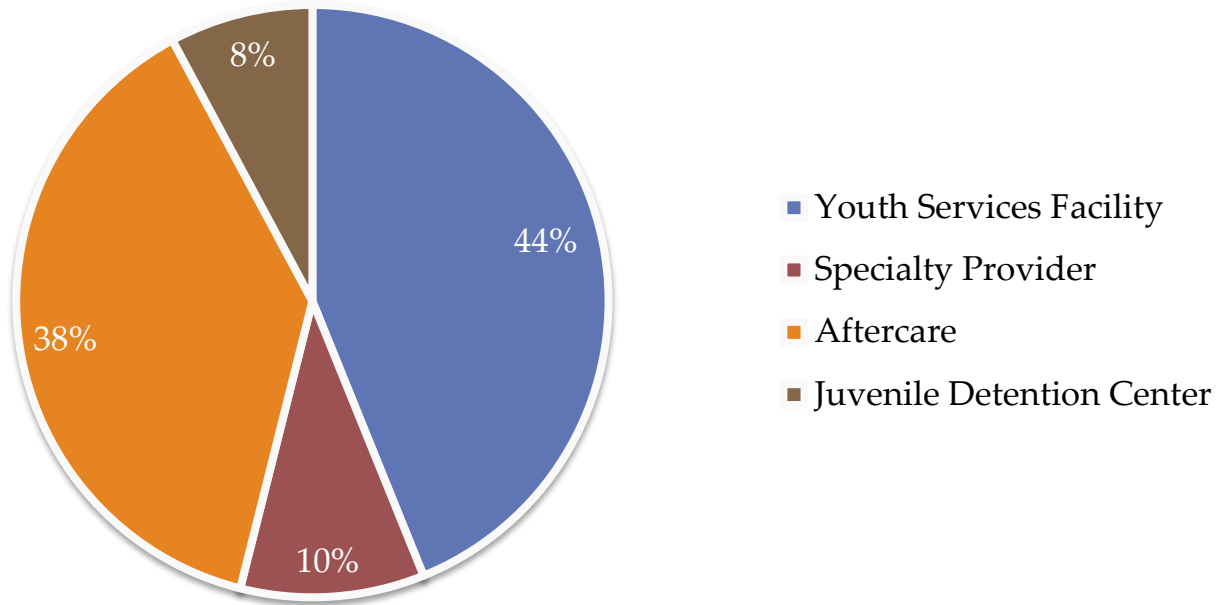
*What are the demographics of youth currently in DYS care?*

**Figure 11: Custody by Race**



Statewide, **African-American** youth make up **19 percent** of the adolescent population, while **white** youth account for **77 percent**.

**Figure 12: Custody by Program Type**



**Youth Services Facility:** includes 8 residential treatment programs for adjudicated youth; refer to **Appendix II** on page 32

**Specialty Provider:** includes 13 therapeutic mental health treatment programs; refer to **Appendix II** on page 32

**Aftercare:** includes services through Community-Based Providers (CBPs) designed to guide and serve youth in the community during their transition home from a residential facility; refer to **Appendix II** on page 32

**Juvenile Detention Center:** refer to **Appendix I** on page 31

**Figure 13: Incidents Referred to & Accepted by the Hotline**

INCIDENTS REFERRED TO HOTLINE		INCIDENTS ACCEPTED BY HOTLINE			
25		11			
Incident Type	Cases Accepted by ASP	Cases Pending	Cases Founded	Cases Unfounded	Case Status Unknown
Disorderly Conduct	1	1			
Fight					
Neglect					
Other	4	4			
Physical Abuse	2	2			
Self-Harm					
Sexual Abuse/Rape	3	3			
Sexual Misconduct	1	1			
<b>TOTAL</b>	<b>11</b>	<b>11</b>	<b>0</b>	<b>0</b>	<b>0</b>

Because DYS staff/contractors are **mandated reporters**, discovered incidents that occurred before DYS-involvement with a youth must be referred to the Hotline; DYS is not entitled to the results of investigations therefrom due to confidentiality restrictions.

Due to the length of the investigation period, it is unlikely that incidents reported by DYS and accepted by the ASP Investigation Unit will be finalized and their results shared during the same quarter as referred.

To see the **Incident-Reporting and Investigation Process**, refer to **Appendix III** on page 33

*How much do residential services cost?*

**Figure 14a: Facility Bed Rates & Annual Cost**

Facility	Provider	Daily Bed Rate	Annual Cost-Per-Youth	Contracted Beds
AJATC	G4S	\$239.08	\$87,264.20	100
Colt JTC	CYS	\$145.00	\$52,925.00	28
Harrisburg JTC	CYS	\$143.00	\$52,195.00	36
Dermott JTC	SAYS	\$145.00	\$52,925.00	30
Dermott 18-21	SAYS	\$150.00	\$54,750.00	32
Mansfield Boys	SAYS	\$139.00	\$50,735.00	27
Mansfield Girls	SAYS	\$142.00	\$51,830.00	22
Lewisville JTC	SAYS	\$144.00	\$52,560.00	30
<b>DYS Average</b>		<b>\$175.29</b>	<b>\$63,980.85</b>	<b>Total = 305</b>

**Daily Bed Rate:** includes room, board, and treatment; **does not include** medical care and education expenses

**Contracted Beds:** does not reflect maximum capacity of facility

**Annual-Cost-Per-Youth & DYS Average:** do not include specialty residential substance abuse, psychiatric, or sex offender treatment programs

Figure 14b: Facility Billing to Date

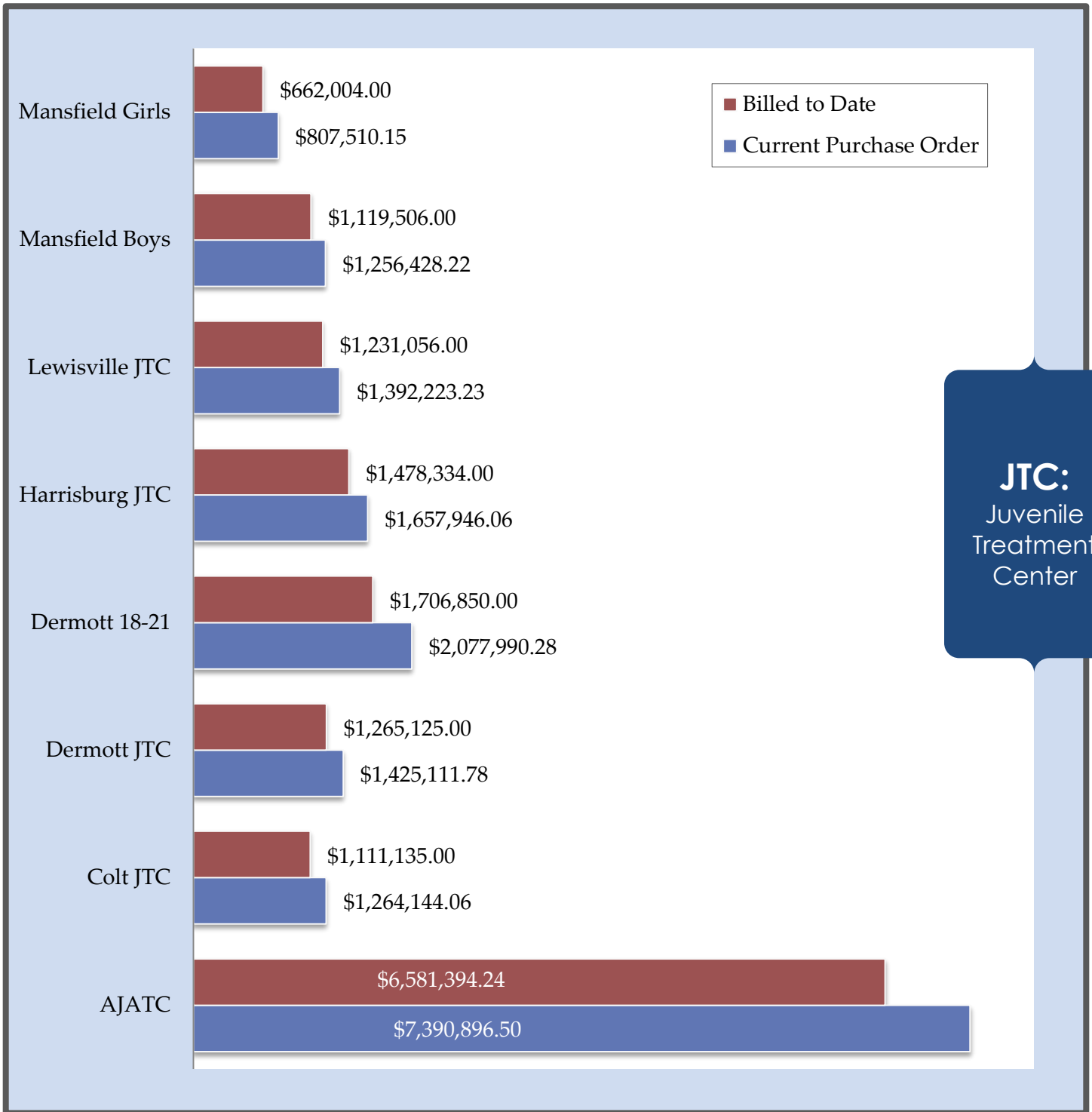
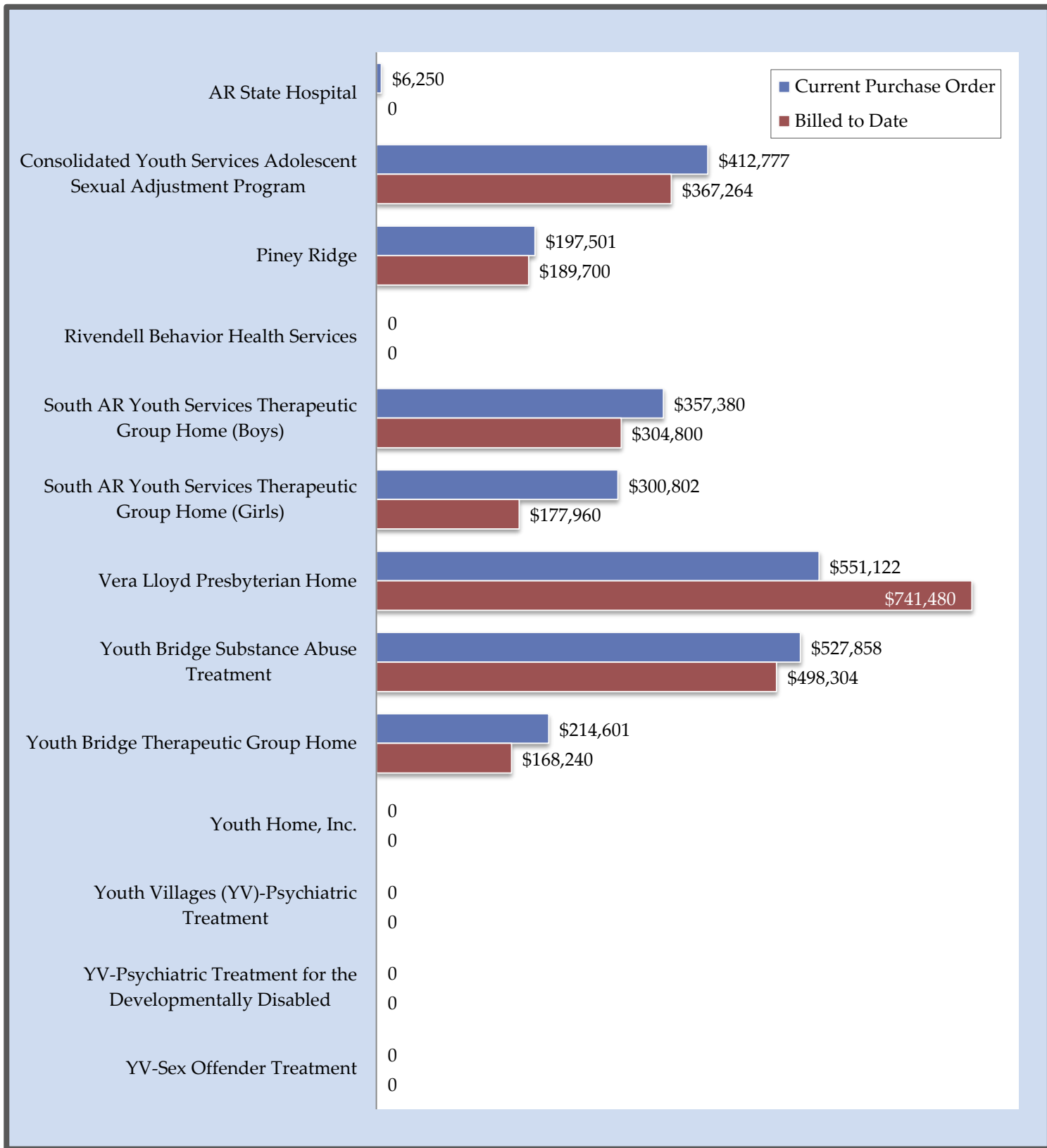
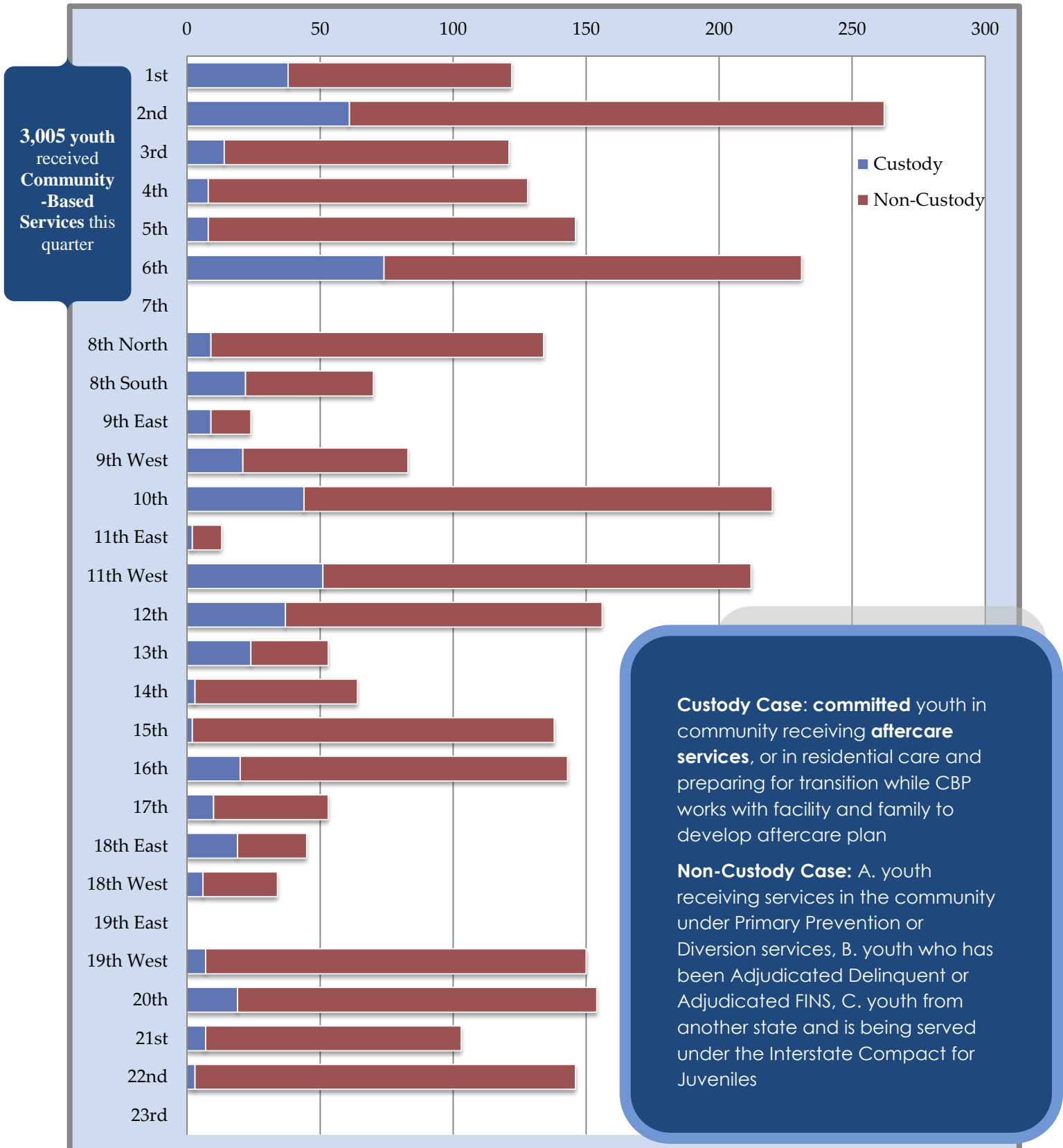


Figure 14c: Specialty Services Billing to Date



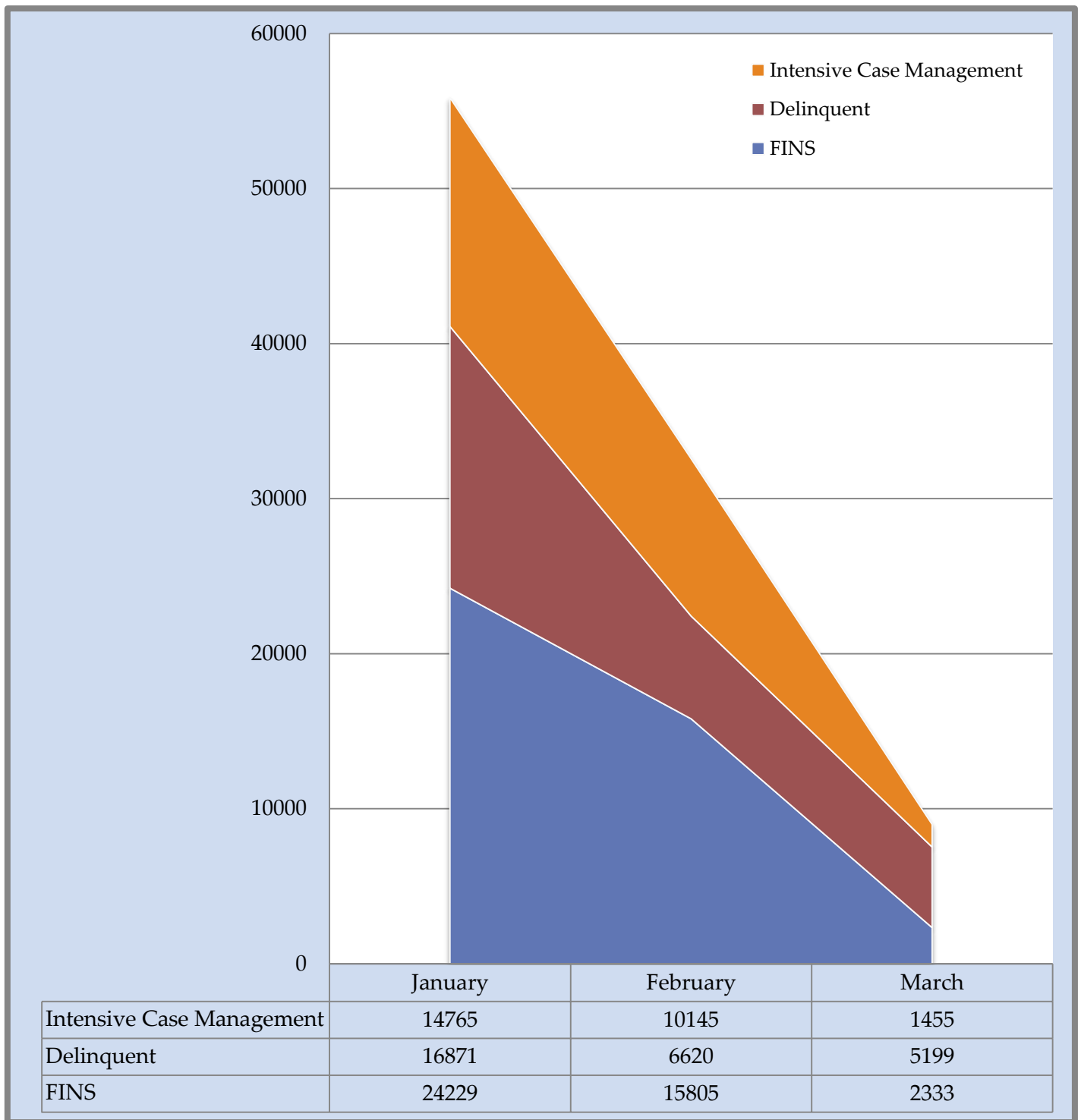
# How many youth receive Community-Based Services?

## Figure 15a: Youth Served by Community-Based Provider (CBP) Services



*What kinds of Community-Based Services were provided this quarter?*

**Figure 15b: Community-Based Services Units by Program Designation**





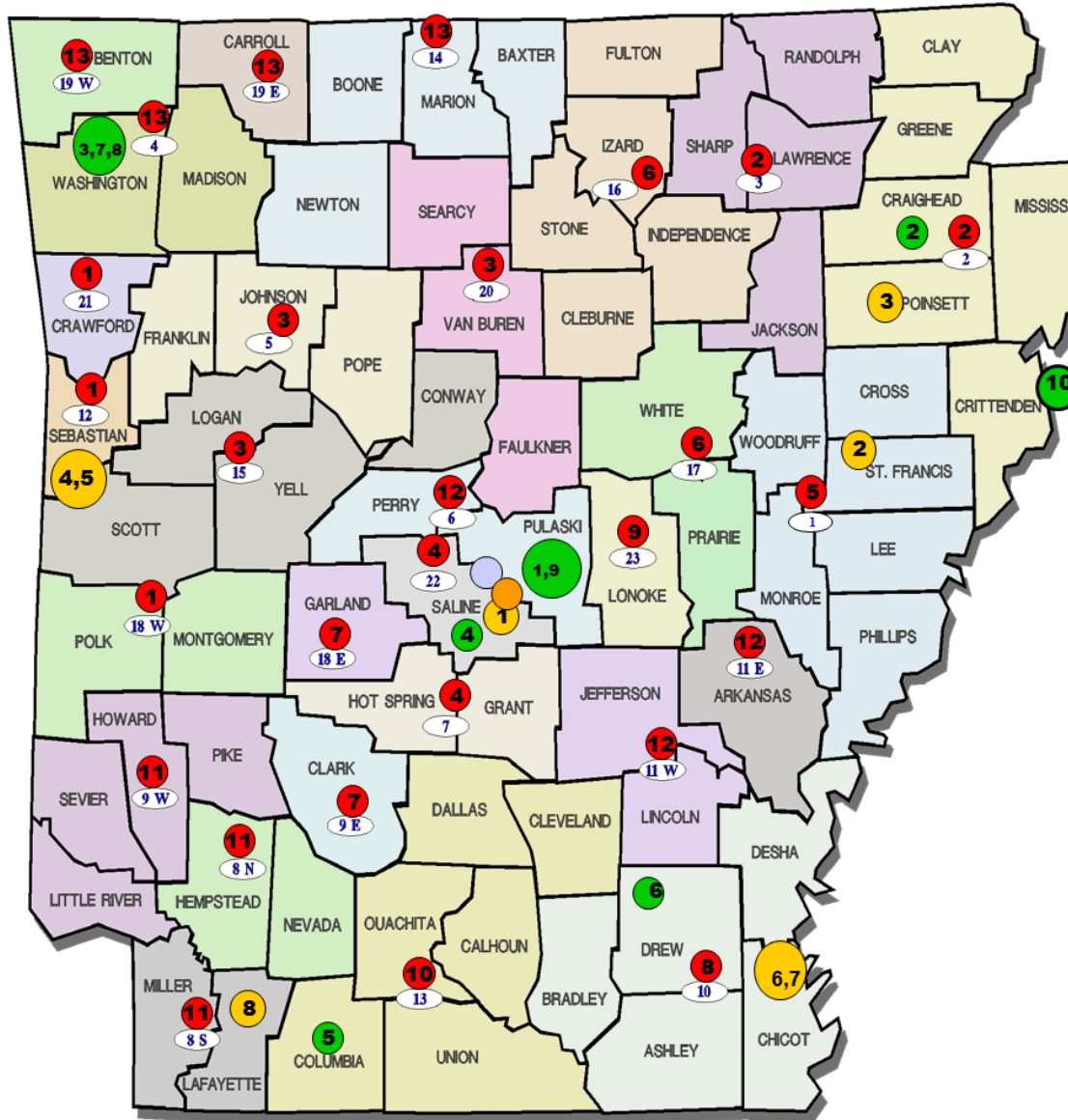
# Map of AR DYS Treatment Centers, Specialized Residential Programs, and Community-Based Providers

## Appendix I



**DYS**  
Programs

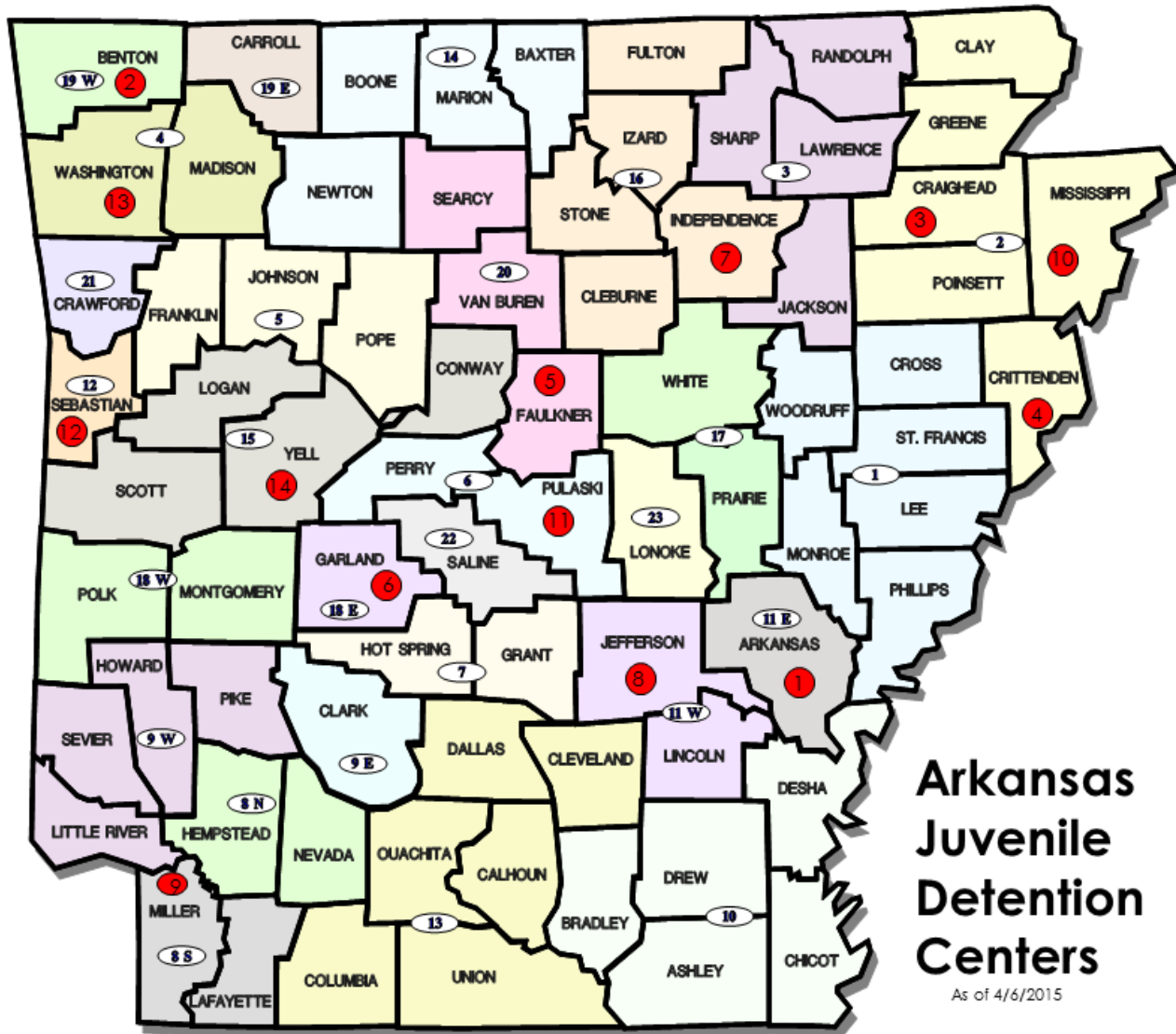
as of April 08, 2015



Yellow Circle	Regional Treatment Centers and Correctional Facility	Location	Residential Beds
1	Arkansas Juvenile Assessment & Treatment Center	Alexander	100
2	Colt Juvenile Treatment Center	Colt	28
3	Harrisburg Juvenile Treatment Center	Harrisburg	36
4	Mansfield Juvenile Treatment Center for Girls	Mansfield	22
5	Mansfield Juvenile Treatment Center	Mansfield	27
6	Dermott Juvenile Correctional Facility	Dermott	32
7	Dermott Juvenile Treatment Center	Dermott	30
8	Lewisville Juvenile Treatment Center	Lewisville	30
			<b>Contracted Beds</b>
			305
Red Circle	Community Based Providers	Location	Judicial Districts
1	Comprehensive Juvenile Services	Ft. Smith	12, 18W, 21
2	Consolidated Youth Services	Jonesboro	2, 3
3	Community Services, Inc.	Morrison	5, 15, 20
4	Counseling Clinic, Inc.	Benton	7, 22
5	East Arkansas Youth Services	Marion	1
6	Health Resources of Arkansas, Inc.	Batesville	16, 17
7	Ouachita Children's Center	Hot Springs	9E, 19E
8	Phoenix Youth & Family Services	Crossett	10
9	Professional Counseling Associates	Lonoke	23
10	South Arkansas Youth Services	Magnolia	13
11	SWAR Couns. & Mental Health. Cntr.	Texarkana	8N, 8S, 9W
12	United Family Services	Five Burt, 10 Rock	6, 11E, 11W
13	Youth Bridge, Inc.	Fayetteville	4, 14, 19W, 19E
Green Circle	Specialized Residential Programs	Location	Service Type
1	Arkansas State Hospital (Psychiatric)	Little Rock	Sex Off. Tx./Psychiatric
2	Consolidated Youth Services A/SAP	Jonesboro	Sex Off. Tx.
3	Piney Ridge Psychiatric Center	Fayetteville	Sex Off. Tx.
4	Rivendell Psychiatric Treatment	Benton	Psychiatric
5	South Arkansas Youth Services Therapeutic Group	Magnolia	Therapeutic
6	Vera Lloyd Therapeutic Group Home	Monticello	Therapeutic
7	Youth Bridge Therapeutic Group Home (Male)	Fayetteville	Therapeutic
8	Youth Bridge Substance Abuse Treatment	Fayetteville	Substance Abuse
9	Youth Home, Inc.	Little Rock	Psychiatric
10	Youth Villages, Inc.	Memphis, TN	Sex Off. Tx./Psychiatric
Blue Circle	UAMS Mobile Assessment Team	Little Rock	Statewide Assessments
Orange Circle	UAMS Adolescent Sexual Adjustment Program	Little Rock	Outpatient Assessment/Treatment

# Map of AR Juvenile Detention Centers

## Appendix II

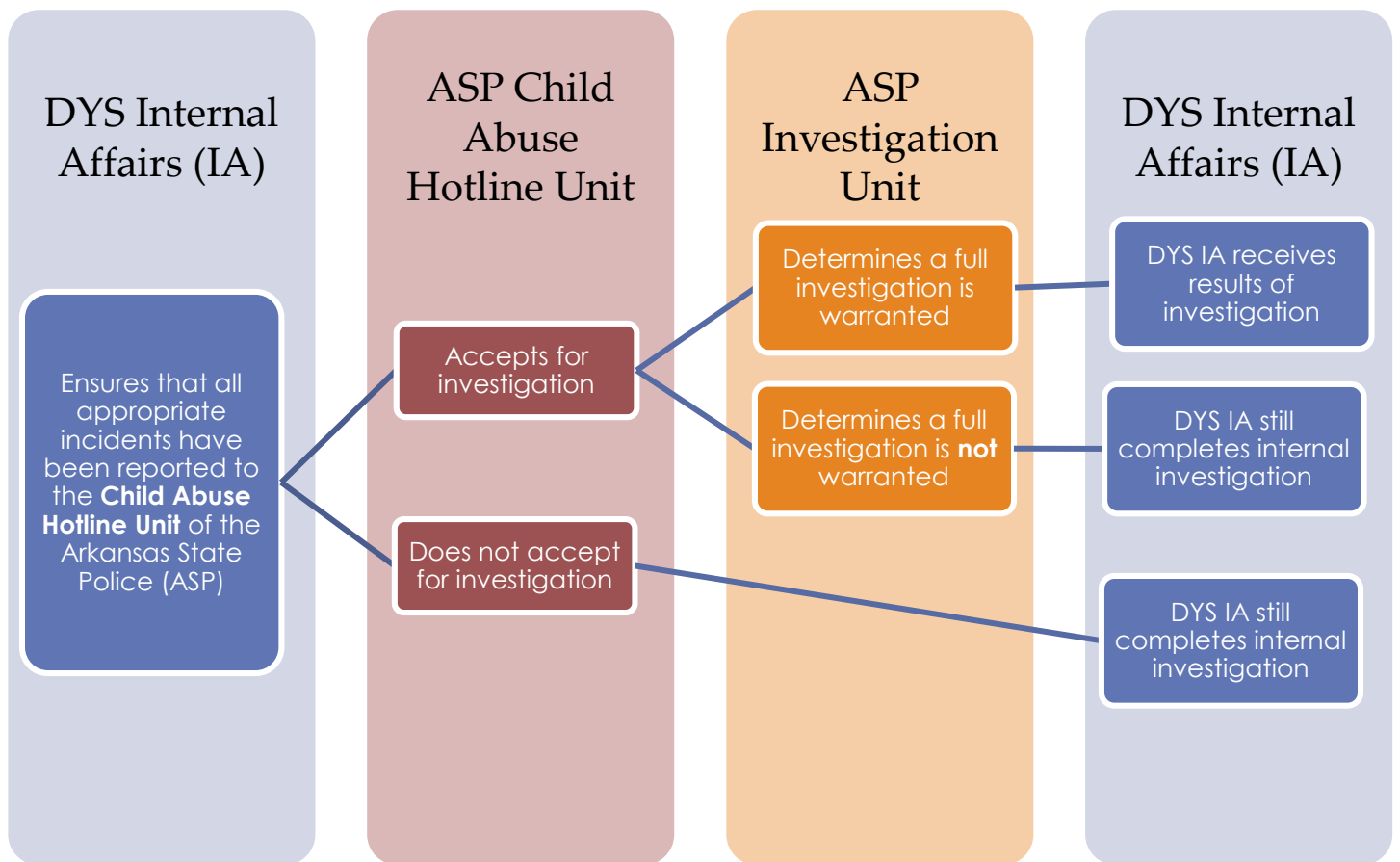


1.	Arkansas County JDC, DeWitt	8.	*Jefferson County JDC, Pine Bluff
2.	Benton County JDC, Bentonville	9.	*Miller County JDC, Texarkana
3.	Craighead County JDC, Jonesboro	10.	Mississippi County JDC, Luxora
4.	Crittenden County JDC, West Memphis	11.	Pulaski County JDC, Little Rock
5.	Faulkner County JDC, Conway	12.	Sebastian County JDC, Fort Smith
6.	*Garland County JDC, Hot Springs	13.	Washington County JDC, Fayetteville
7.	*Independence County JDC, Batesville (White River JDC )	14.	*Yell County JDC, Danville

\* Indicates Division of Youth Services (DYS) five (5) Memorandum of Understanding (MOU) agreement counties.

# Child Maltreatment Incident Reporting & Investigation Procedure

## Appendix III



# Juvenile Detention Centers monitored Q3 FY2015 by DYS JJDP auditors

---

## Appendix IV

Camp Robinson Police Dept	Des Arc Police Dept
Jacksonville Police Dept	Praire Co. Sheriff
North Little Rock Police Dept	Fourke Police Dept
Pulaski Co. Sheriff	Miller Co. Sheriff Dept
Pulaski Co. JDC	Miller Co. JDC
Sherwood Police Dept	Texarkana Police Dept
Maumelle Police Dept	Washington Co. Sheriff
UALR Police Dept	Washington Co. JDC
Arkansas State Capital Police Dept	Elkins Police Dept
Arkansas State Parks Police Dept	Farmington Police Dept
Arkansas State Police	Lincoln Police Dept
UAMS Police Dept	Fayetteville Police Dept
Alexander Police Dept	Greenland Police Dept
Lonoke Co. Sheriff	Johnson Police Dept
Austin Police Dept	Prairie Grove Police Dept
Cabot Police Dept	Springdale Police Dept
England Police Dept	West Fork Police Dept
Lonoke Police Dept	U of A Police Dept
Ward Police Dept	Elm Springs Police Dept
Hazen Police Dept	Benton Co. JDC