



Oversight Report Crimes Against Children Division

(APRIL - JUNE 2015)

Introduction

This report shows the performance of the Arkansas State Police's Crimes Against Children Division (CACD) in the *fourth quarter* of the Fiscal year 2015.

The CACD is evaluated on six (6) performance indicators of compliance, which were developed during the Angela R. lawsuit in Federal Court in the 1990's. Also, the indicators are a part of the oversight of the agreement with the Arkansas Department of Human Services – Division of Children and Family Services (DCFS).

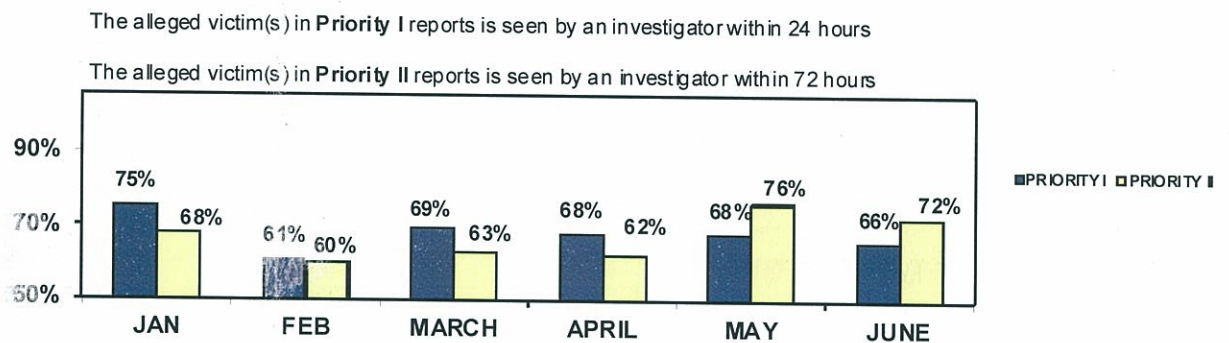
- ✓ Indicator 01b - The alleged victim(s) in Priority I reports is seen by an investigator within 24 hours.
- ✓ Indicator 02b - The alleged victim(s) in Priority II reports is seen by an investigator within 72 hours.
- ✓ Indicator 03b - All children in the home are seen during the investigation.
- ✓ Indicator 04b - The victim is interviewed/observed outside the presence of the offender.
- ✓ Indicator 05b - Parents/Caretakers are interviewed in all investigations.
- ✓ Indicator 06b - Investigations are concluded within 45 days of receipt of the allegation.

This report presents the Crimes Against Children Division's compliance rate with each of the performance indicators, followed by the individual sections' activity. The self-monitored areas are included in the appropriate section; if not previously presented in the performance indicator information.

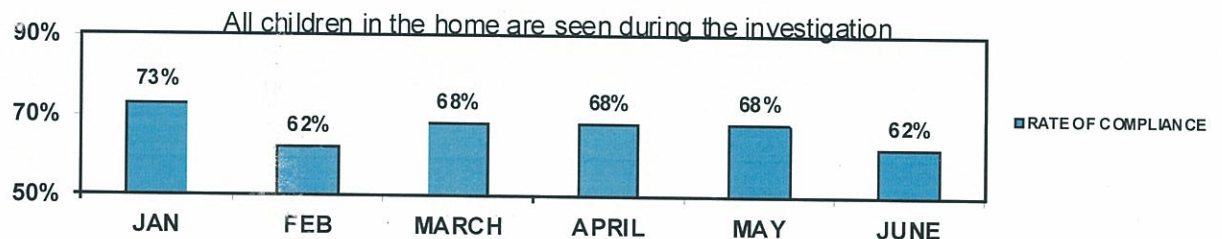
Compliance Rates

By agreement with the Department of Human Services, the Crimes Against Children Division is required to meet a minimum of 85% compliance in each Performance Indicator. The compliance rates reported here are from the monthly Compliance Outcome Report (COR) published by the Division of Children and Family Services.

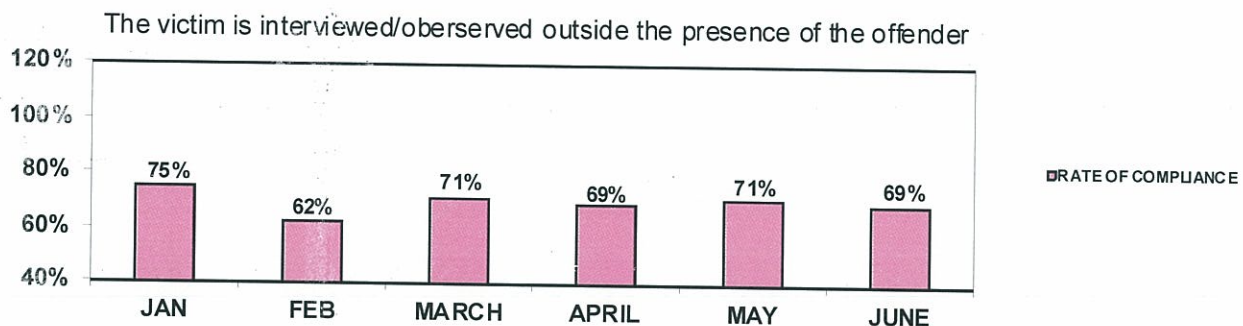
Performance Indicators 1b and 2b require that victim children are seen within 24 hours in a Priority I and 72 hours in a Priority II allegation, respectively.



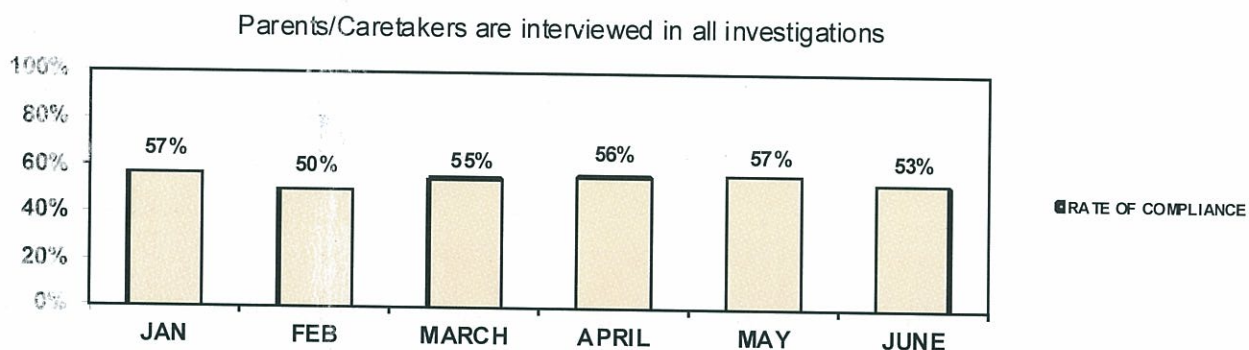
Performance indicators 3b – All children in the home are seen during the investigation.



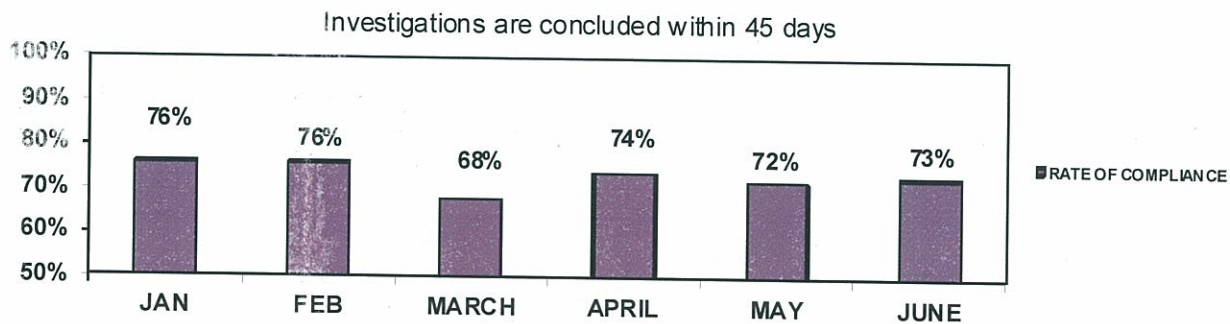
Performance indicator 4b – The child is interviewed (non-verbal children observed) outside the presence of the alleged offender.



Performance indicators 5b – Parents/Caretakers are interviewed in all cases.



Performance indicator 6b – Investigations completed within 45 days of receipt.



Investigation Section

As demonstrated in the chart, the '*true*' rate averaged 39% for the months of **April, May and June.**

<u>Month</u>	<u>Opened</u>	<u>Closed</u>	<u>True</u>	<u>Sub Rate</u>	<u>Total Active</u>	<u>Active >30</u>
April	592	497	181	36%	991	264
May	602	518	211	41%	1,071	290
June	<u>545</u>	<u>577</u>	<u>238</u>	<u>41%</u>	<u>1,049</u>	<u>338</u>
Total	1,739	1,592	630	39%	3,111	892

When a Priority I allegation is received, local law enforcement is notified. The local agency has the option of conducting the investigation independently or jointly with CACD, or declining involvement at that point. If local authorities decline to investigate and if the CACD investigator finds sufficient information to suspect that a serious crime has occurred, the investigator shall contact the State Police Criminal Investigation Division (CID) and request that a criminal investigation be conducted.

Child Abuse Hotline

Hotline activity during the *three (3)* months:

	<u>Calls</u> <u>Received</u>	<u>Reports</u> <u>Accepted</u>
April	6,113	3,213
May	5,636	2,984
June	4,999	2,539
Total	16,748	8,736

The following chart demonstrates the relationship of the “Sexual & Physical Abuse” Priority I & II reports to the total number of cases accepted by the Hotline for investigation. The Hotline dispatched 1,786 Priority I cases for investigation by the CACD during the three-month period, while DCFS was assigned 6,950 Priority II cases.

	<u>Total</u> <u>Reports</u>	<u># Sexual &</u> <u>Physical</u> <u>Abuse</u>	<u>% Total = Sexual &</u> <u>Physical Abuse</u>
April	3,213	599	19%
May	2,984	627	21%
June	2,539	560	22%
Total	8,736	1,786	21%

MANDATED REPORTER CALLS TO THE ARKANSAS STATE POLICE CHILD ABUSE HOTLINE
APRIL - JUNE 2015

Attorney Ad Litem	9
CACD Employee	87
CASA/Volunteer	11
Child Advocacy/Child Safety Center Employee	20
Child Care Worker or Foster Care Worker	9
Clergy	12
Contracted DHS Employee	1
Counselor/Therapist	680
Court Personnel	10
Day Care Provider	89
Dentist	1
DHS Employee	276
Domestic Abuse Advocate	8
Domestic Violence Shelter Employee/Volunteer	2
FINS Officer	4
Foster Parent	13
Hospital Personnel	133
Judge	3
Juvenile Probation Officer	57
Law Enforcement	1255
Mental Health Professional	150
Nurse/Other Medical Professional	399
Physician	44
Prosecuting Attorney	4
Rape Crisis Advocate	0
Resident Intern	1
School	362
School Counselor	493
School Official	96
Teacher	297
Social Worker	359
Surgeon	0
Victim Assistance Professional	0
Victim/Witness Coordinator	0
MANDATED REPORTERS	4,885

SECTION II

**CRIMES AGAINST CHILDREN
DIVISION**

**SEVERE PHYSICAL & SEXUAL
ABUSE ALLEGATIONS REPORTED
BY TYPE
&
CIVILIAN INVESTIGATORS' ACTIVITIES**

QUARTERLY REPORT

APRIL – JUNE 2015

ABUSE ALLEGATIONS REPORTED BY TYPE

APRIL 2015		MAY 2015		JUNE 2015	
<u>Allegation Title</u>	<u># Reported</u>	<u>Allegation Title</u>	<u># Reported</u>	<u>Allegation Title</u>	<u># Reported</u>
Bruises, Cuts & Welts	18	Bruises, Cuts & Welts	22	Bruises, Cuts & Welts	16
Abuse with a Deadly Weapon	8	Abuse with a Deadly Weapon	7	Abuse with a Deadly Weapon	3
Bone Fractures	15	Bone Fractures	10	Bone Fractures	9
Brain Damage/Skull Fracture	5	Brain Damage/Skull Fracture	7	Brain Damage/Skull Fracture	6
Burns/Scalding	18	Burns/Scalding	12	Burns/Scalding	22
Failure to Protect/Thrive	26/0	Failure to Protect/Thrive	29/0	Failure to Protect/Thrive	33/0
Immersion/DEATH	0/6	Immersion/DEATH	1/6	Immersion/DEATH	1/3
Indecent Exposure	8	Indecent Exposure	19	Indecent Exposure	18
Internal Injuries	1	Internal Injuries	2	Internal Injuries	0
Juvenile Aggressor	47	Juvenile Aggressor	52	Juvenile Aggressor	37
Malnutrition	1	Malnutrition	0	Malnutrition	0
Medical Neglect of Dis. Infant	0	Medical Neglect of Dis. Infant	0	Medical Neglect of Dis. Infant	0
Oral Sex/Mental Injury	32/3	Oral Sex/Mental Injury	41/1	Oral Sex/Mental Injury	28/2
Poison/Noxious	2	Poison/Noxious	6	Poison/Noxious	4
Pornography	14	Pornography	15	Pornography	16
Sexual Contact	256	Sexual Contact	280	Sexual Contact	263
Sexual Exploitation	28	Sexual Exploitation	14	Sexual Exploitation	14
Sexual Penetration	82	Sexual Penetration	113	Sexual Penetration	110
Sexual Solicitation/Voyeurism	2/4	Sexual Solicitation/Voyeurism	8/3	Sexual Solicitation/Voyeurism	5/2
Subdural Hematoma	1	Subdural Hematoma	1	Subdural Hematoma	3
Suffocation	37	Suffocation	29	Suffocation	16
Threat of Harm	16	Threat of Harm	22	Threat of Harm	20
Total for Month	630	Total for Month	700	Total for Month	631

ASP-CACD
 APRIL - JUNE 2015

COUNTY	CASES ASSIGNED	ESTIMATED POPULATION (US Census Bureau 2014)
Arkansas	14	18,594
Ashley	11	20,948
Baxter	14	40,857
Benton	130	242,321
Boone	28	37,196
Bradley	5	11,148
Calhoun	1	5,202
Carroll	23	27,744
Chicot	4	11,180
Clark	10	22,576
Clay	10	15,118
Cleburne	12	25,634
Cleveland	3	8,449
Columbia	8	23,933
Conway	16	21,083
Craighead	62	102,518
Crawford	41	61,697
Crittenden	29	49,548
Cross	8	17,227
Dallas	2	7,755
Desha	8	12,264
Drew	17	18,622
Faulkner	63	120,768
Franklin	10	17,805
Fulton	2	12,125
Garland	66	97,322
Grant	11	18,144
Greene	26	43,694
Hempstead	17	22,327
Hot Spring	20	33,368
Howard	6	13,500
Independence	18	36,959
Izard	6	13,486
Jackson	11	17,534
Jefferson	34	72,297
Johnson	14	26,005
Lafayette	1	7,111
Lawrence	10	16,931
Lee	3	9,860
Lincoln	8	13,970
Little River	5	12,532

ASP-CACD
APRIL - JUNE 2015

COUNTY	CASES ASSIGNED	ESTIMATED POPULATION (US Census 2014)
Logan	13	21,958
Lonoke	40	71,557
Madison	14	15,740
Marion	15	16,367
Miller	24	43,428
Mississippi	29	44,235
Monroe	6	7,582
Montgomery	7	9,082
Nevada	3	8,723
Newton	5	7,904
Ouachita	13	24,828
Perry	9	10,245
Phillips	17	19,930
Pike	10	11,024
Poinsett	24	24,246
Polk	10	20,225
Pope	31	63,201
Prairie	4	8,304
Pulaski	242	392,702
Randolph	11	17,571
St. Francis	14	26,899
Saline	58	115,719
Scott	11	10,693
Searcy	2	7,929
Sebastian	95	126,776
Sevier	6	17,426
Sharp	9	16,906
Stone	9	12,494
Union	17	40,227
Van Buren	2	16,851
Washington	136	220,792
White	52	78,592
Woodruff	3	6,910
Yell	11	21,951
TOTAL	1,739	

SECTION III

-

CRIMES AGAINST CHILDREN DIVISION

-

ALLEGATION TYPES AND ALLEGED VICTIM CHILDREN

&

**IDENTIFIED ALLEGED OFFENDER RELATIONSHIPS
WITH ALLEGED VICTIM CHILDREN**

-

APRIL – JUNE 2015

**LAU Breakdown of the Allegation Types and Alleged Victim Children that were Cited in All Referrals that were Accepted for Investigation
APRIL - JUNE 2015**

ALLEGATION TYPE	Number of Referrals in which Allegation was Cited	Percentage (%) of All Referrals in which Allegation was Cited	Total Alleged Victim Children Involved in Allegation	0 to 1 Years	%	2 to 5 Years	%	6 to 9 Years	%	10 to 13 Years	%	14 Years and Older	%	Age Unknown	%
Sexual Contact	789	59.7	856	3	0.003	133	0.15	154	0.18	201	0.23	318	0.37	47	0.05
Sexual Penetration	340	25.7	358	1	0.002	47	0.13	43	0.12	74	0.21	180	0.5	13	0.36
Oral Sex	129	9.8	134	0	0	23	0.17	31	0.23	26	0.19	50	0.37	4	0.03
Sexual Exploitation	47	3.6	52	0	0	7	0.14	3	0.06	8	0.15	32	0.61	2	0.04
Indecent Exposure	57	4.3	67	0	0	10	0.15	18	0.27	21	0.31	14	0.21	4	0.06
Voyeurism	19	1.4	21	0	0	1	0.05	3	0.14	4	0.19	8	0.38	5	0.24
Live Sex Acts/Pornography (Forced)	2	0.2	2	0	0	0	0	0	0	2	1	0	0	0	0
Live Sex Acts/Pornography (Permitting or Encouraging)	2	0.2	2	0	0	1	0.5	0	0	1	0.5	0	0	0	0
Total of Victim's by Age				4		222		252		337		602		75	

*Multiple Allegations Can Be Cited for Each Referral

Breakdown of the Identified Relationships that Alleged Offenders have with Alleged Victim Children, by Allegation Type
APRIL - JUNE 2015

ALLEGATION TYPE	Total Number of Relationship Types Cited for Allegation	Type of Relationship that Offender Has with Alleged Victim(s)	Number of Referrals in which Relationship Type was Identified	0 to 9 Years	10 to 19 Years	20 to 29 Years	30 to 39 Years	40 to 49 Years	50 to 59 Years	60 to 69 Years	70 and Older	Unknown
Sexual Contact	884	Mother	22	0	0	7	9	2	1	0	0	3
		Father	120	0	0	23	32	34	6	1	0	24
		No Relation	285	0	84	43	33	32	11	2	0	80
		Brother	74	1	47	14	1	1	0	0	0	10
		Sister	13	0	10	1	0	0	0	0	0	2
		Unknown	57	0	3	2	1	4	0	1	0	46
		Cousin	34	1	8	10	3	0	1	0	0	11
		Grandparent	47	0	0	0	0	8	9	5	10	15
		No Selection	14	0	2	0	0	0	1	0	2	9
		Live-in/Significant Other	38	0	2	13	10	5	1	0	0	7
		Other Relative	13	0	0	2	4	1	3	0	0	3
		Friend	25	0	16	2	0	1	1	0	0	5
		Great Aunt/Uncle	1	0	0	0	0	0	0	0	0	1
		Aunt/Uncle	58	0	12	7	8	7	4	1	0	19
		Foster Father	1	0	0	0	0	0	1	0	0	0
		Guardian	2	0	0	0	1	0	0	1	0	0
		StepFather	64	0	0	5	26	15	5	2	0	11
		StepMother	2	0	0	0	1	0	0	0	0	1
		Staff Person	6	0	0	2	1	0	0	0	0	3
		Neighbor	5	0	1	0	0	2	1	0	0	1
		Great Grandparent	1	0	0	0	0	0	0	0	0	1
		Day Care	2	0	0	2	0	0	0	0	0	0

Breakdown of the Identified Relationships that Alleged Offenders have with Alleged Victim Children, by Allegation Type
APRIL - JUNE 2015

ALLEGATION TYPE	Total Number of Relationship Types Cited for Allegation	Type of Relationship that Offender Has with Alleged Victim(s)	Number of Referrals in which Relationship Type was Identified	0 to 9 Years	10 to 19 Years	20 to 29 Years	30 to 39 Years	40 to 49 Years	50 to 59 Years	60 to 69 Years	70 and Older	Unknown
Sexual Penetration	385	Mother	5	0	0	3	2	0	0	0	0	0
		Father	43	0	0	13	18	7	0	0	0	5
		No Relation	148	0	41	31	14	12	5	1	0	44
		Brother	39	0	27	8	0	0	0	0	0	4
		Sister	2	0	1	1	0	0	0	0	0	0
		Unknown	25	0	2	2	1	1	0	0	0	19
		Cousin	12	1	2	2	1	0	1	0	0	5
		Grandparent	11	0	0	0	0	1	0	2	2	6
		No Selection	4	0	2	0	0	0	0	0	0	2
		Live-in/Significant Other	22	0	2	8	5	0	1	0	0	6
		Friend	18	0	11	2	0	0	0	0	0	5
		Aunt/Uncle	17	0	4	3	3	1	2	0	0	4
		Staff Person	2	0	0	1	1	0	0	0	0	0
		StepFather	23	0	0	3	8	8	0	1	0	3
		StepMother	1	0	0	0	1	0	0	0	0	0
		Day Care	1	0	0	1	0	0	0	0	0	0
		Neighbor	2	0	1	0	0	0	0	0	0	1
		Foster Father	1	0	0	0	0	0	1	0	0	0
		Other Relative	6	0	0	1	2	0	1	0	0	2
		Great Grandparent	1	0	0	0	0	0	0	0	0	1
		Guardian	2	0	0	0	1	0	0	1	0	0

**Breakdown of the Identified Relationships that Alleged Offenders have with Alleged Victim Children, by Allegation Type
APRIL - JUNE 2015**

ALLEGATION TYPE	Total Number of Relationship Types Cited for Allegation	Type of Relationship that Offender Has with Alleged Victim(s)	Number of Referrals in which Relationship Type was Identified	0 to 9 Years	10 to 19 Years	20 to 29 Years	30 to 39 Years	40 to 49 Years	50 to 59 Years	60 to 69 Years	70 and Older	Unknown
Sex (Oral)	134	Mother	4	0	0	2	1	0	0	0	0	1
		Father	20	0	0	5	4	5	0	0	0	6
		No Relation	29	0	10	7	3	4	1	1	0	3
		Brother	25	0	20	2	1	0	0	0	0	2
		Sister	5	0	5	0	0	0	0	0	0	0
		Unknown	3	0	0	0	0	0	0	0	0	3
		Cousin	8	0	3	3	0	0	0	0	0	2
		Grandparent	8	0	0	0	0	2	1	3	0	2
		No Selection	1	0	0	0	0	0	0	0	0	1
		Live-in/Significant Other	5	0	0	2	2	1	0	0	0	0
		Stepfather	9	0	0	1	4	2	1	0	0	1
		Friend	5	0	1	2	0	0	0	0	0	2
		Aunt/Uncle	6	0	1	2	1	0	0	0	0	2
		Staff Person	1	0	0	0	1	0	0	0	0	0
		Day Care	1	0	0	1	0	0	0	0	0	0
		Foster Father	1	0	0	0	0	0	1	0	0	0
		Neighbor	1	0	0	0	0	1	0	0	0	0
		Other Relative	2	0	0	0	0	0	1	0	0	1

**Breakdown of the Identified Relationships that Alleged Offenders have with Alleged Victim Children, by Allegation Type
APRIL - JUNE 2015**

ALLEGATION TYPE	Total Number of Relationship Types Cited for Allegation	Type of Relationship that Offender Has with Alleged Victim(s)	Number of Referrals in which Relationship Type was Identified	Years										Unknown
				0 to 9	10 to 19	20 to 29	30 to 39	40 to 49	50 to 59	60 to 69	70 and Older			
Sexual Exploitation	54	Mother	6	0	1	1	2	1	0	0	0	0	0	1
		Father	3	0	0	0	3	0	0	0	0	0	0	0
		No Relation	14	0	5	3	2	0	0	0	0	0	0	4
		Aunt/Uncle	5	0	0	1	0	1	0	2	0	0	0	1
		Unknown	3	0	1	0	0	0	0	0	0	0	0	2
		Cousin	2	0	1	1	0	0	0	0	0	0	0	0
		Sister	3	0	1	1	0	0	0	0	0	0	0	1
		Grandparent	1	0	0	0	0	0	0	0	0	0	1	0
		No Selection	1	0	0	1	0	0	0	0	0	0	0	0
		Brother	5	0	4	0	1	0	0	0	0	0	0	0
		StepMother	1	0	0	0	1	0	0	0	0	0	0	0
		Live-in/Significant Other	1	0	0	1	0	0	0	0	0	0	0	0
		Stepfather	5	0	0	0	1	3	1	0	0	0	0	0
		Staff Person	1	0	0	1	0	0	0	0	0	0	0	0
		Friend	2	0	2	0	0	0	0	0	0	0	0	0
		Teacher	1	0	0	0	0	0	0	0	0	0	0	1

Breakdown of the Identified Relationships that Alleged Offenders have with Alleged Victim Children, by Allegation Type
APRIL - JUNE 2015

ALLEGATION TYPE	Total Number of Relationship Types Cited for Allegation	Type of Relationship that Offender Has with Alleged Victim(s)	Number of Referrals in which Relationship Type was Identified	0 to 9 Years	10 to 19 Years	20 to 29 Years	30 to 39 Years	40 to 49 Years	50 to 59 Years	60 to 69 Years	70 and Older	Unknown	
Indecent Exposure	61	Mother	6	0	0	3	3	0	0	0	0	0	
		Father	10	0	0	1	4	2	0	0	0	3	
		No Relation	14	0	5	4	2	0	0	0	0	3	
		Brother	6	0	5	1	0	0	0	0	0	0	
		Cousin	6	0	5	0	0	0	0	0	0	1	
		Stepfather	3	0	0	0	1	1	0	0	0	0	
		Aunt/Uncle	7	0	2	2	1	0	0	0	0	2	
		Other Relative	1	0	0	1	0	0	0	0	0	0	
		Live in/Significant Other	1	0	0	1	0	0	0	0	0	0	
		Friend	1	0	1	0	0	0	0	0	0	0	
		Grandparent	2	0	0	0	0	0	0	0	0	2	
		Neighbor	1	0	1	0	0	0	0	0	0	0	
		No Selection	3	0	0	0	0	0	0	0	0	0	3
Voyeurism	19	Father	3	0	0	0	2	1	0	0	0	0	
		No Relation	3	0	0	1	1	0	0	0	0	1	
		Stepfather	6	0	0	0	3	2	0	0	0	0	
		Brother	1	0	0	0	0	0	0	0	0	1	
		Cousin	1	0	0	0	0	0	0	1	0	0	
		Guardian	1	0	0	0	0	0	0	0	1	0	
		Live-In/Significant Other	1	0	0	1	0	0	0	0	0	0	
		Other Relative	1	0	0	1	0	0	0	0	0	0	
		Stepmother	1	0	0	1	0	0	0	0	0	0	
		Grandparent	1	0	0	0	0	0	0	0	0	0	1

Breakdown of the Identified Relationships that Alleged Offenders have with Alleged Victim Children, by Allegation Type

APRIL - JUNE 2015

ALLEGATION TYPE	Total Number of Relationship Types Cited for Allegation	Type of Relationship that Offender Has with Alleged Victim(s)	Number of Referrals in which Relationship Type was Identified	0 to 9 Years	10 to 19 Years	20 to 29 Years	30 to 39 Years	40 to 49 Years	50 to 59 Years	60 to 69 Years	70 and Older	Unknown	
Pornography/Exposure to Live Sex Act	61	Mother	14	0	0	5	5	1	2	0	0	1	
		Father	16	0	0	2	5	5	2	0	0	2	
		No Relation	7	0	1	2	0	1	0	0	0	3	
		Grandparent	5	0	0	0	0	0	0	2	2	0	
		Stepfather	5	0	0	0	2	2	1	1	0	0	
		Aunt/Uncle	3	0	0	2	0	0	0	1	0	0	
		Cousin	2	0	0	1	0	0	0	0	0	1	
		Live-in/Significant Other	2	0	0	0	1	0	0	0	0	0	1
		Sister	2	0	2	0	0	0	0	0	0	0	
		StepMother	2	0	0	1	1	0	0	0	0	0	
		Friend	1	0	1	0	0	0	0	0	0	0	
		Teacher	1	0	0	0	1	0	0	0	0	0	
		Unknown	1	0	0	0	0	0	0	1	0	0	
Encouraging Pornography/Live Sex Acts	4	Father	1	0	0	0	0	1	0	0	0	0	
		Stepfather	1	0	0	0	0	1	0	0	0	0	
		Aunt/Uncle	1	0	0	1	0	0	0	0	0	0	
No Relation	1	0	1	0	0	0	0	0	0	0			
Permitting Pornography/Live Sex Acts	2	Mother	1	0	0	0	1	0	0	0	0	0	
		Father	1	0	0	0	0	1	0	0	0	0	

ARKANSAS PROSECUTING ATTORNEY'S

Fletcher Long
Prosecuting Attorney/1st Judicial Circuit
313 S. Iazard Street-P.O. Box 365
Forrest City, AR 72335
(870) 261-1747 FAX (870) 261-1742

Scott Ellington
Prosecuting Attorney/2nd Judicial Circuit
511 Union Street, Suite 342
Jonesboro, AR 72401
(870) 972-4779 FAX (870) 972-1700

Henry H. Boyce
Prosecuting Attorney/3rd Judicial Circuit
Jackson County Courthouse
208 Main Street Suite 31
Newport, AR 72112
(870) 523-7428 FAX (870) 523-7433

John Threet
Prosecuting Attorney/4th Judicial Circuit
280 North College, Suite 301
Fayetteville, AR 72701
(479) 444-1570 FAX (479) 444-1594

David Gibbons
Prosecuting Attorney/5th Judicial Circuit
100 W. Main Street-4th floor
Russellville, AR 72801
(479) 968-8600 FAX (479) 967-1086

Larry Jegley
Prosecuting Attorney/6th Judicial Circuit
224 South Spring Street
Little Rock, AR 72201
(501) 340-8000 FAX (501) 340-8049

Stephen Shirron
Prosecuting Attorney/7th Judicial Circuit
215 E. Highland, Suite 4
Malvern, AR 72140
(870) 337-1468 FAX (870) 337-9441

Christy McQueen
Prosecuting Attorney/8th North Judicial Circuit
P.O. Box 1216
Hope, AR 71802-1216
(870) 777-0900 FAX (870) 722-2904

Carlton Jones
Prosecuting Attorney/8th South Judicial Circuit
412 Laurel Ave. #6
Texarkana, AR 71854
(870) 774-1002 FAX (870) 772-9315

Blake Batson
Prosecuting Attorney/9th East Judicial Circuit
414 Court Street
Arkadelphia, AR 71923
(870) 246-9868 FAX (888) 251-9536

Bryan Chesshir
Prosecuting Attorney/9th West Judicial Circuit
P.O. Box 158
Ashdown, AR 71582
(870) 845-5030 FAX (870) 845-0268

Thomas Deen
Prosecuting Attorney/10th Judicial Circuit
506 South Main Street
Monticello, AR 71655
(870) 367-9896 FAX (870) 367-9696

Robert Dittrich
Prosecuting Attorney/11th East Judicial Circuit
305 S. College-P.O. Box 845
Stuttgart, AR 72160
(870) 673-3048 FAX (870) 673-4431

Kyle Hunter
Prosecuting Attorney/11th West Judicial Circuit
101 West Barraque/P.O. Box 9090
Pine Bluff, AR 71611-9090
(870) 541-5387 FAX (870) 536-3613

Daniel Shue
Prosecuting Attorney/12th Judicial Circuit
901 South B Street, Suite 209
Fort Smith, AR 72901
(479) 783-8976 FAX (479) 784-1551

Ian Vickery
Prosecuting Attorney/13th Judicial Circuit
307 American Road/Room 114
El Dorado, AR 71730
(870) 864-1960 FAX (870) 864-1964

ARKANSAS PROSECUTING ATTORNEY'S

Ron KinCADE
Prosecuting Attorney/14th Judicial Circuit
301 East 6th Street, Suite 170
Mt. Home, AR 72653
(870) 425-2595 (870) 425-2596

Tom Tatum II
Prosecuting Attorney/15th Judicial Circuit
P.O. Box 1599
Dardanelle, AR 72833
(479) 495-4550 FAX (479) 495-7992

Don McSpadden
Prosecuting Attorney/16th Judicial Circuit
368 East Main/Suite 300 P.O. Box 2051
Batesville, AR 72503
(870) 793-8825 FAX (870) 793-8870

Chris Raff
Prosecuting Attorney/17th Judicial Circuit
411 North Spruce
Searcy, AR 72143
(501) 279-6236 FAX (501) 279-2072

Steve Oliver
Prosecuting Attorney/18th East Judicial Circuit
501 Ouachita Avenue
Hot Springs, AR 71901
(501) 622-3720 FAX (501) 622-3797

Andy Riner
Prosecuting Attorney/18th West Judicial Circuit
P.O. Box 1721
Mena, AR 71953
(479) 394-1964 FAX (479) 394-6173

Tony Rogers
Prosecuting Attorney/19th Judicial Circuit
202 N Springfield/ P.O. Box 536
Berryville, AR 72616
(479) 271-1030 FAX (479) 423-6624

Van Stone
Prosecuting Attorney/ 19th West Judicial Circuit
100 Northeast A Street
Bentonville, AR 72712
(479) 271-1030 FAX (479) 271-1073

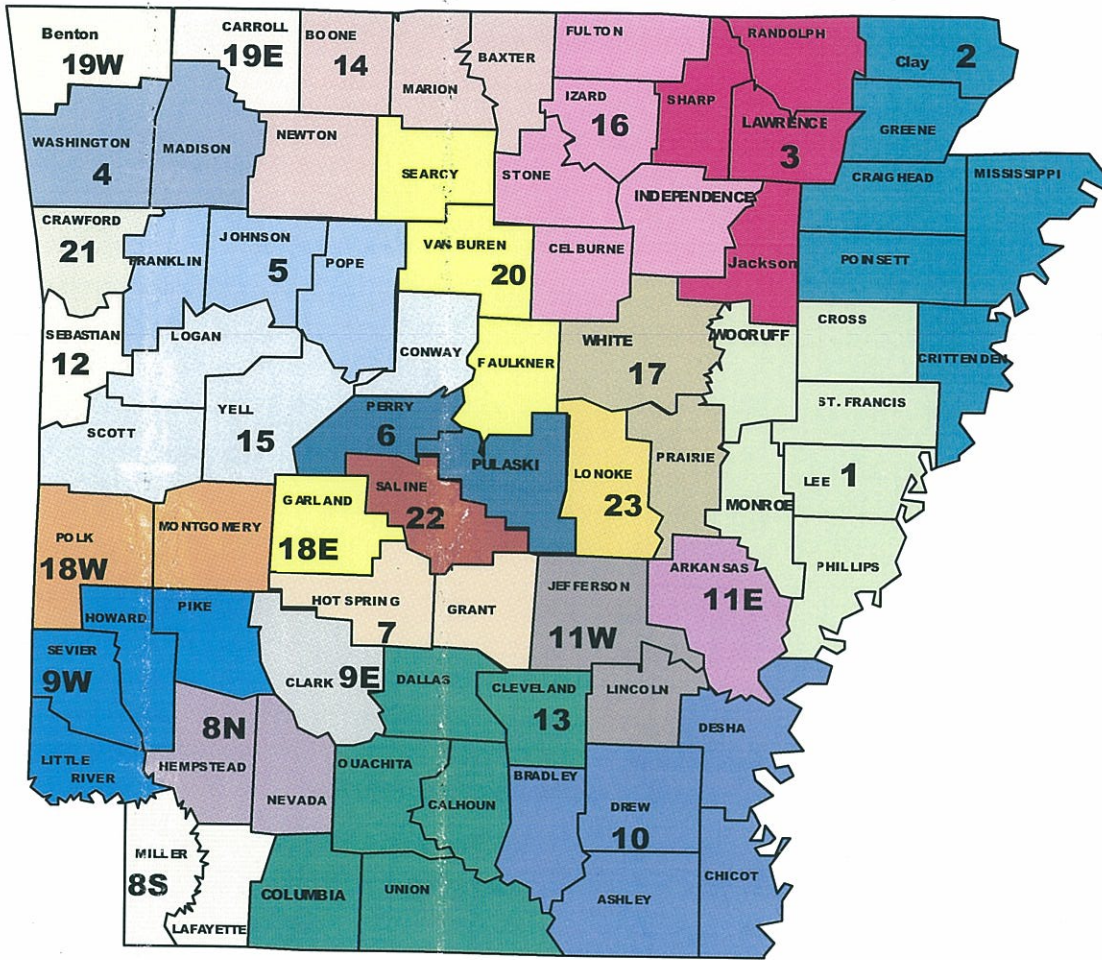
Cody Hiland
Prosecuting Attorney/ 20th Judicial Circuit
P.O. Box 550 / 609 Locust Street
Conway, AR 72033
(501) 450-4927 FAX (501) 450-7607

Mare McCune
Prosecuting Attorney/ 21st Judicial Circuit
206 South 3rd Street
Van Buren, AR 72956
(479) 474-5000 FAX (479) 471-3256

Ken Casady
Prosecuting Attorney/22nd Judicial Circuit
102 S. Main/ Saline County Judicial Building
Benton, AR 72015
(501) 315-7767 FAX (501) 315-3171

Chuck Graham
Prosecuting Attorney/23rd Judicial Circuit
301 North Center, Suite 301
Lonoke, AR 72086
(501) 676-2807 FAX (501) 676-3044

Arkansas Judicial Districts 2015



SECTION IV

-

CRIMES AGAINST CHILDREN DIVISION

-

CASES SUBMITTED TO PROSECUTING ATTORNEY

-

APRIL – JUNE 2015

Judicial District 1			
Cases Submitted to PA (23)	Declined by PA (6)	Charges Filed (11)	Pending (6)
Sexual Abuse/Rape (16)		Rape (5 Charges)	
Abuse (7)		Sexual Assault 1st Degree (2 Charges)	
		Sexual Indecency with a Child (2 Charges)	
		Domestic Battery	
		Murder 1st Degree	
Judicial District 2			
Cases Submitted to PA (52)	Declined by PA (23)	Charges Filed (10)	Pending (19)
Sexual Abuse/Rape (39)		Rape (2 Charges)	
Abuse (13)		Sexual Assault 2nd Degree (2 Charges)	
		Sexual Assault 4th Degree (2 Charges)	
		Domestic Battery 2nd Degree (2 Charges)	
		Domestic Battery 3rd Degree	
		Domestic Battery 4th Degree	
Judicial District 3			
Cases Submitted to PA (10)	Declined by PA (2)	Charges Filed (6)	Pending (2)
Sexual Abuse/Rape (6)		Sexual Assault 2nd Degree (2 Charges)	
Abuse (4)		Sexual Assault 4th Degree	
		Domestic Battery 2nd Degree (2 Charges)	
		Endangering the Welfare of a Minor	
Judicial District 4			
Cases Submitted to PA (18)	Declined by PA (7)	Charges Filed (8)	Pending (3)
Sexual Abuse/Rape (12)		Rape	
Abuse (6)		Sexual Assault 2nd Degree (3 Charges)	
		Sexual Assault 4th Degree (2 Charges)	
		Domestic Battery 3rd Degree (2 Charges)	
Judicial District 5			
Cases Submitted to PA (14)	Declined by PA (6)	Charges Filed (7)	Pending (1)
Sexual Abuse/Rape (8)		Sexual Assault 2nd Degree (2 Charges)	
Abuse (6)		Sexual Assault 4th Degree	
		Sexual Indecency with a Child	
		Domestic Battery 2nd Degree (2 Charges)	
		Domestic Battery 3rd Degree	
Judicial District 6			
Cases Submitted to PA (21)	Declined by PA (7)	Charges Filed (3)	Pending (11)
Sexual Abuse/Rape (14)		Rape	
Physical Abuse (7)		Domestic Battery	
		Domestic Battery 2nd Degree	

Judicial District 7			
Cases Submitted to PA (10)	Declined by PA (5)	Charges Filed (3)	Pending (2)
Sexual Abuse/Rape (7)		Sexual Assault 2nd Degree	
Physical Abuse (3)		Domestic Battery	
		Endangering the Welfare of a Minor	
Judicial District 8 S			
Cases Submitted to PA (5)	Declined by PA (3)	Charges Filed (0)	Pending (2)
Sexual Abuse/Rape (3)			
Abuse (2)			
Judicial District 8 N			
Cases Submitted to PA (3)	Declined by PA (0)	Charges Filed (2)	Pending (1)
Sexual Abuse/Rape (3)		Rape	
		Sexual Solicitaion	
Judicial District 9 W			
Cases Submitted to PA (13)	Declined by PA (5)	Charges Filed (4)	Pending (4)
Sexual Abuse/Rape (8)		Sexual Assault 2nd Degree (2 Charges)	
Physical Abuse (5)		Rape (2 Charges)	
Judicial District 9 E			
Cases Submitted to PA (2)	Declined by PA (2)	Charges Filed (0)	Pending (0)
Abuse/Neglect (2)			
Judicial District 10			
Cases Submitted to PA (9)	Declined by PA (1)	Charges Filed (6)	Pending (2)
Sexual Abuse/Rape (6)		Rape (3 Charges)	
Physical Abuse (3)		Sexual Assault 2nd Degree (2 Charges)	
		Sexual Assault 4th Degree	
Judicial District 11 W			
Cases Submitted to PA (11)	Declined by PA (2)	Charges Filed (5)	Pending (4)
Sexual Abuse/Rape (7)		Rape (2 Charges)	
Abuse/Neglect (4)		Sexual Assault 2nd Degree (2 Charges)	
		Endangering the Welfare of a Minor	
Judicial District 11 E			
Cases Submitted to PA (2)	Declined by PA (1)	Charges Filed (0)	Pending (1)
Sexual Abuse (2)			

Judicial District 12			
Cases Submitted to PA (29)	Declined by PA (10)	Charges Filed (11)	Pending (8)
Sexual Abuse/Rape (21)		Rape (2 Charges)	
Physical Abuse (8)		Sexual Assault 2nd Degree (5 Charges)	
		Permitting Abuse	
		Domestic Battery 2nd Degree (2 Charges)	
		Endangering the Welfare of a Minor	
Judicial District 13			
Cases Submitted to PA (23)	Declined by PA (12)	Charges Filed (7)	Pending (4)
Sexual Abuse/Rape (16)		Rape (2 Charges)	
Physical Abuse (7)		Sexual Assault 2nd Degree (3 Charges)	
		Domestic Battery 2nd Degree (2 Charges)	
Judicial District 14			
Cases Submitted to PA (15)	Declined by PA (5)	Charges Filed (6)	Pending (4)
Sexual Abuse/Rape (9)		Rape	
Physical Abuse (6)		Sexual Assault 2nd Degree (3 Charges)	
		Domestic Battery 2nd Degree (2 Charges)	
Judicial District 15			
Cases Submitted to PA (10)	Declined by PA (3)	Charges Filed (5)	Pending (2)
Sexual Abuse/Rape (7)		Rape (2 Charges)	
Physical Abuse (3)		Sexual Assault 2nd Degree (3 Charges)	
Judicial District 16			
Cases Submitted to PA (14)	Declined by PA (3)	Charges Filed (3)	Pending (8)
Sexual Abuse/Rape (9)		Rape (2 Charges)	
Physical Abuse (5)		Sexual Assault 2nd Degree	
Judicial District 17			
Cases Submitted to PA (15)	Declined by PA (5)	Charges Filed (4)	Pending (6)
Sexual Abuse (8)		Rape (2 Charges)	
Abuse (7)		Domestic Battery 2nd Degree (2 Charges)	
Judicial District 18 E			
Cases Submitted to PA (19)	Declined by PA (12)	Charges Filed (4)	Pending (3)
Sexual Abuse/Rape (11)		Rape (2 Charges)	
Physical Abuse (8)		Endangering the Welfare of a Minor (2 Charges)	
Judicial District 18 W			
Cases Submitted to PA (1)	Declined by PA (1)	Charges Filed (0)	Pending (0)
Sexual Abuse/Rape (1)			
Judicial District 19 W			
Cases Submitted to PA (5)	Declined by PA (0)	Charges Filed (3)	Pending (2)
Sexual Abuse/Rape (4)		Sexual Assault 4th Degree	
Physical Abuse (1)		Intent to Manufacture Meth	

Judicial District 19 E			
Cases Submitted to PA (14)	Declined by PA (6)	Charges Filed (8)	Pending (0)
Sexual Abuse/Rape (9)		Rape (3 Charges)	
Abuse (5)		Sexual Indecency with a Child	
		Sexual Assault 2nd Degree (3 Charges)	
		Posion/Noxious Substance	
Judicial District 20			
Cases Submitted to PA (22)	Declined by PA (12)	Charges Filed (7)	Pending (3)
Sexual Abuse/Rape (17)		Rape (2 Charges)	
Abuse (5)		Sexual Assault (2 Charges)	
		Sexual Assault 2nd Degree (3 Charges)	
Judicial District 21			
Cases Submitted to PA (10)	Declined by PA (2)	Charges Filed (6)	Pending (2)
Sexual Abuse (6)		Rape (2 Charges)	
Physical Abuse (4)		Sexual Assault 2nd Degree (2 Charges)	
		Indecent Exposure	
		Harrasment	
Judicial District 22			
Cases Submitted to PA (16)	Declined by PA (12)	Charges Filed (4)	Pending (0)
Sexual Abuse (13)		Sexual Assault 2nd Degree (2 Charges)	
Abuse (3)		Sexual Assault 4th Degree	
		Endangering the Welfare of a Minor	
Judicial District 23			
Cases Submitted to PA (18)	Declined by PA (6)	Charges Filed (9)	Pending (3)
Sexual Abuse/Rape (14)		Rape (3 Charges)	
Abuse (4)		Sexual Assault 2nd Degree (3 Charges)	
		Permitting Abuse of a Minor	
		Endangering the Welfare of a Minor	
		Domestic Battery 1st Degree	

Total Cases Sumitted: 404
Total Charges Filed: 142 **35%**
Total Charges Declined: 159 **39%**
Total Cases Pending: 103 **26%**

NOTE: The standard for submitting cases to Prosecuting Attorneys is different than the standard used to determine what cases will actually be prosecuted. The decision to submit a case is made using a preponderance of the evidence standard, the same as is used in civil cases. The decision to actually charge criminally is made using a beyond a reasonable doubt standard; an evaluation which requires significantly more probative evidence than any other standard of proof used in the law.