

**Q4 2015**

**EXHIBIT D**



# Division of Youth Services

# QUARTERLY REPORT

**4<sup>th</sup> Quarter FY2015**  
**(April-June)**



# Table of Contents

---

Executive Summary .....	p. 2
DYS Vision & Mission Statements.....	p. 4
Figure 1: <b>Commitments by Offense</b> .....	p. 5
Figure 2: <b>First Commitments vs. Recommits</b> .....	p. 6
Figure 3: <b>Violent vs. Non-Violent</b> .....	p. 7
Figure 4a: <b>Person vs. Non-Person</b> .....	p. 8
Figure 4b: <b>Non-Person by Category</b> .....	p. 9
Figure 4c-1: <b>Categories of Offense</b> .....	p. 10
Figure 4c-2: <b>Categories of Offense</b> .....	p. 11
Figure 5a: <b>Commitments by Age &amp; Gender</b> .....	p. 12
Figure 5b: <b>Commitments by Age &amp; Race</b> .....	p. 13
Figure 5c: <b>Commitments by Age, Gender, &amp; Race</b> .....	p. 14
Figure 6: <b>Commitments by Gender</b> .....	p. 15
Figure 7a: <b>Commitments by Race</b> .....	p. 16
Figure 7b: <b>Commitments by Race by County</b> .....	p. 17
Figure 7c: <b>Race by Portion of Commitments vs. Portion of Population</b> .....	p. 18
Figure 8a: <b>Commitments by District</b> .....	p. 19
Figure 8b-1: <b>Commitments by District by Year</b> .....	p. 20
Figure 8b-2: <b>Commitments by District by Year</b> .....	p. 21
Figure 8c: <b>Total Commitments for Quarter with Reference to Previous Years</b> .....	p. 22
Figure 9: <b>Relative Change in DYS-Custody Population</b> .....	p. 23
Figure 10: <b>Custody by Age</b> .....	p. 24
Figure 11: <b>Custody by Race</b> .....	p. 25
Figure 12: <b>Custody by Program Type</b> .....	p. 26
Figure 13: <b>Incidents Referred to &amp; Accepted by the Hotline</b> .....	p. 27
Figure 14a: <b>Facility Bed Rates &amp; Annual Cost</b> .....	p. 28
Figure 14b: <b>Facility Billing to Date</b> .....	p. 29
Figure 14c: <b>Specialty Services Billing to Date</b> .....	p. 30
Figure 15a: <b>Youth Served by Community-Based Provider (CBP) Services</b> .....	p. 31
Figure 15b: <b>Community-Based Units Services by Program Designation</b> .....	p. 32
Appendix I: <b>Map of AR DYS Treatment Centers, Programs, and Providers</b> .....	p. 33
Appendix II: <b>Map of AR Juvenile Detention Centers</b> .....	p. 34
Appendix III: <b>Child Maltreatment Incident Reporting &amp; Investigation Procedure</b> .....	p. 35
Appendix IV: <b>Sites Monitored Q4 FY2015 by DYS JJDP Auditors</b> .....	p. 36



## Executive Summary

---

In the fourth quarter of FY2015, the Division of Youth Services (DYS) continues to develop and implement its strategic approach to helping the state's Juvenile Detention Center (JDC) network improve the quality of care offered to Arkansas youth. Quality Assurance monitors began their initial audits of all fourteen JDCs and required deficient JDCs to report and implement Corrective Action Plans (CAP). DYS will continue to monitor JDCs in partnership with the Juvenile Detention Facilities Review Committee and provide technical assistance (TA) as necessary.

In order to standardize new and existing staff training across the juvenile justice system, the Agency has begun working with partners to plan for a DYS Academy. This effort will support Arkansas juvenile justice workers and leaders in their work to meet standards and institute best practices and reform.

During the fourth quarter, years of planning and coordination culminated with a unique public-private partnership between the Division and Shorter College, for the first time providing on-campus college-level instruction to youth in residential care at the Arkansas Juvenile Assessment and Treatment Center (AJATC). This program provides college credit to system-involved youth as a bridge back to the community and to future success, and may well serve as a model for replication at other sites. Already ten youth have received college credit they will be able to take with them to any state institution of higher learning through the Arkansas Credit Transfer Program. This quarter, 21 students earned their high school diploma or GED while in DYS custody. Seven students have passed the Arkansas Career Readiness Certificate WorkKeys program with either a bronze, silver, or gold certificate.

The State of Arkansas is required by the federal government to have three targeted counties addressing Disproportionate Minority Contact (DMC) and is in compliance with the Office of Juvenile Justice and Delinquency Prevention's (OJJDP) mandate to address DMC. DYS currently coordinates with local DMC coalitions in Jefferson, Pulaski, and Crittenden counties and is working with Garland and Sebastian Counties to establish coalitions there as well.

In the fourth quarter, DYS and the Arkansas Juvenile Justice Coalition (ACJJ) awarded over half a million dollars in federal monies via Title II and Juvenile Accountability Block Grants (JABG) to fund prevention and intervention programming. These encompass mental health services, gender-specific services, deinstitutionalization of status offenders, disproportionate minority contact, juvenile justice system improvement, law enforcement training, graduated sanctions, drug courts, interagency information-sharing, needs and risk assessments, restorative justice, recidivism reduction, and others. Over 30 programs received funding. The Division will provide grantees training and technical assistance throughout the year to ensure program compliance and success.

DYS Juvenile Justice and Delinquency Prevention (JJDP) monitors audited nearly 80 sites where youth are or may be detained in the State of Arkansas (see Appendix IV on page 34) in accordance with the federal JJDP Act of 1974.

Planning continues for the 2016 DYS-ACJJ Statewide Juvenile Justice Conference, a semi-annual event. The Division is coordinating with system partners to produce a conference of regional significance, and inviting juvenile justice professionals from both Arkansas and her surrounding states. The conference will take place from March 15-17 of 2016 at a site to be determined.

This quarter 171 youth were committed to DYS and the agency has a total of 763 youth in its care.

In the third quarter, 17 incidents of suspected abuse or neglect were referred to the Arkansas State Police. Of the 17 incidents, the Arkansas State Police determined 12 merited an investigation. The statuses of all 12 investigations remain pending.



## DYS Vision

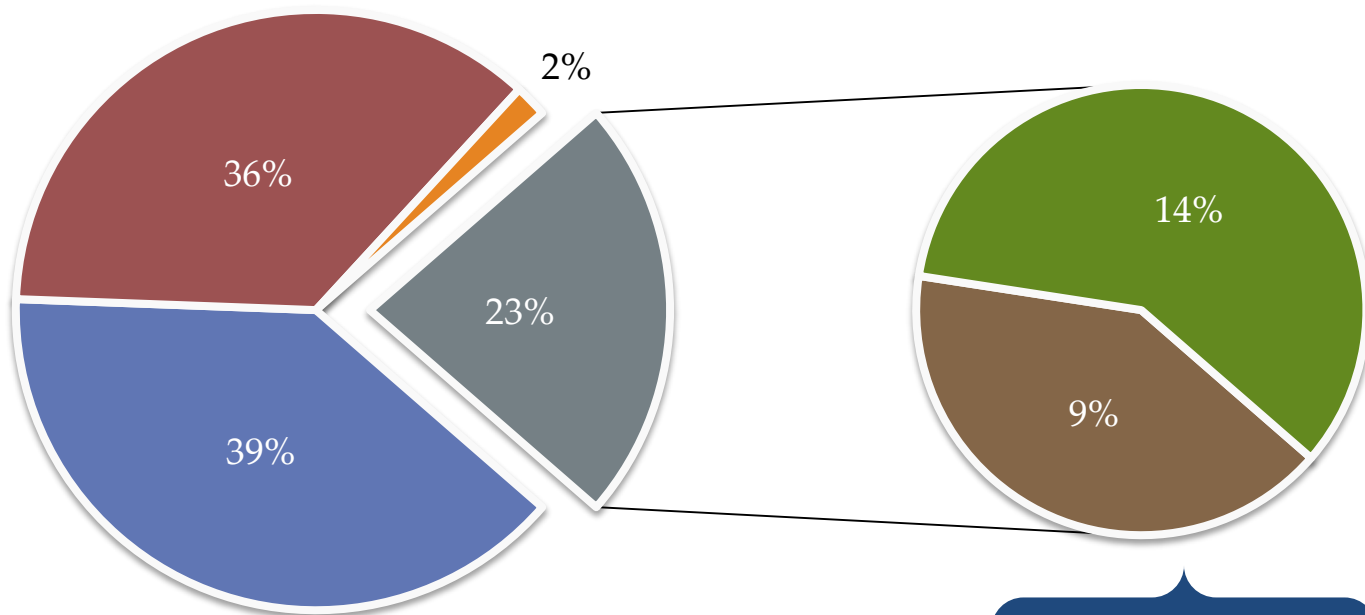
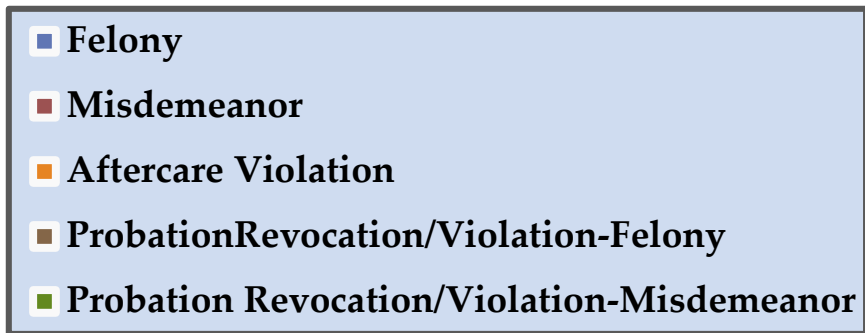
Arkansas' juvenile justice system is a leader in reform and collaboration across the state, working to prevent most youth from ever needing legal intervention and providing those that do with effective rehabilitation and reintegration; youth that become involved with the juvenile justice system are treated, educated, and equipped with the tools they need to find success as productive and responsible members of collective society.

## DYS Mission

The Division of Youth Services' mission is to provide effective community-based prevention, diversion, appropriate correction and rehabilitation, improved education and thorough aftercare in order to enhance the comprehensive well-being of the youth of Arkansas involved in the juvenile justice system.

*What classes of offense brought youth into DYS care this quarter?*

**Figure 1: Commitments by Offense**

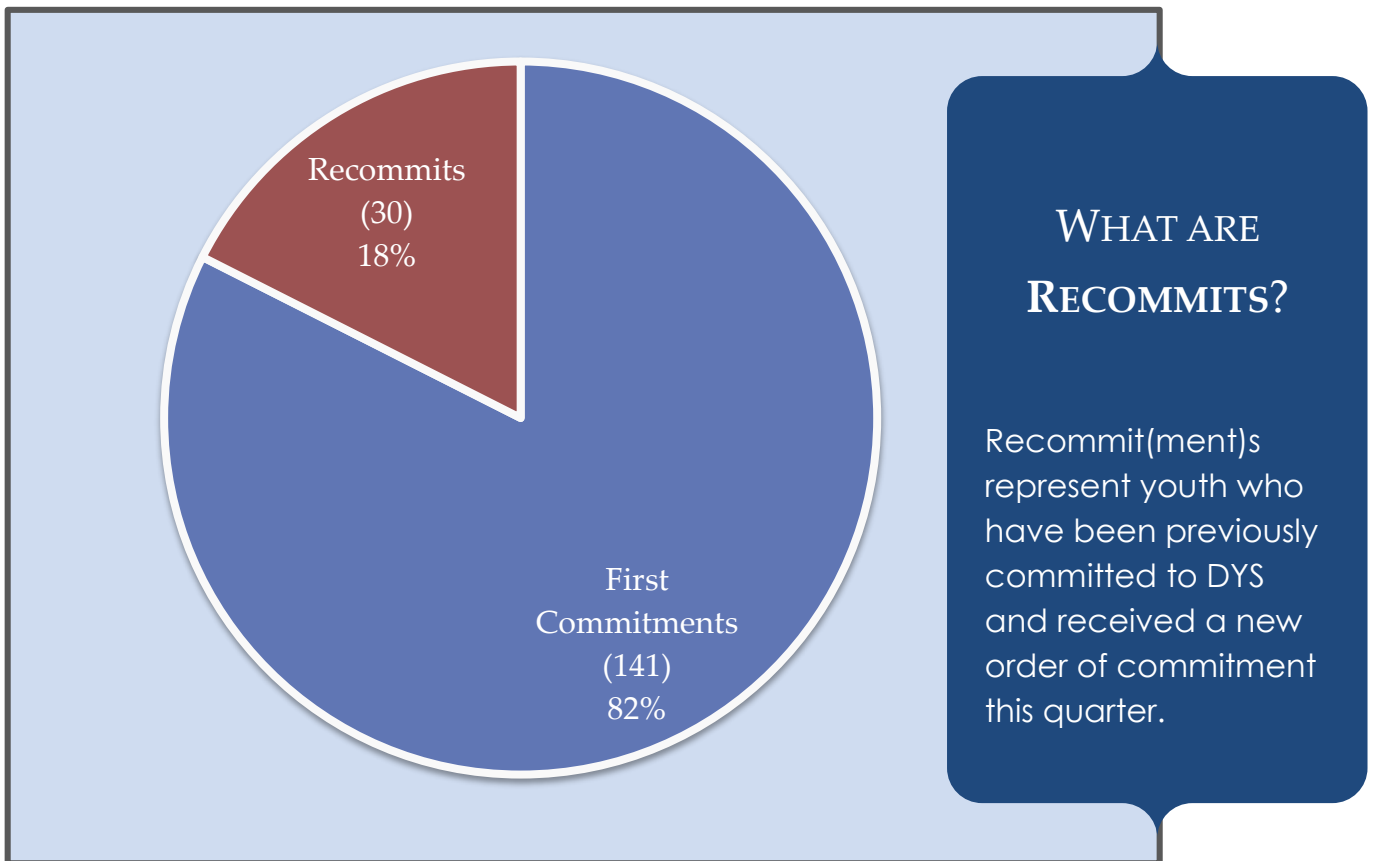


**Total Commitments: 171**

**Probation revocations and violations** are delineated by original charge: **felony** or **misdemeanor**.

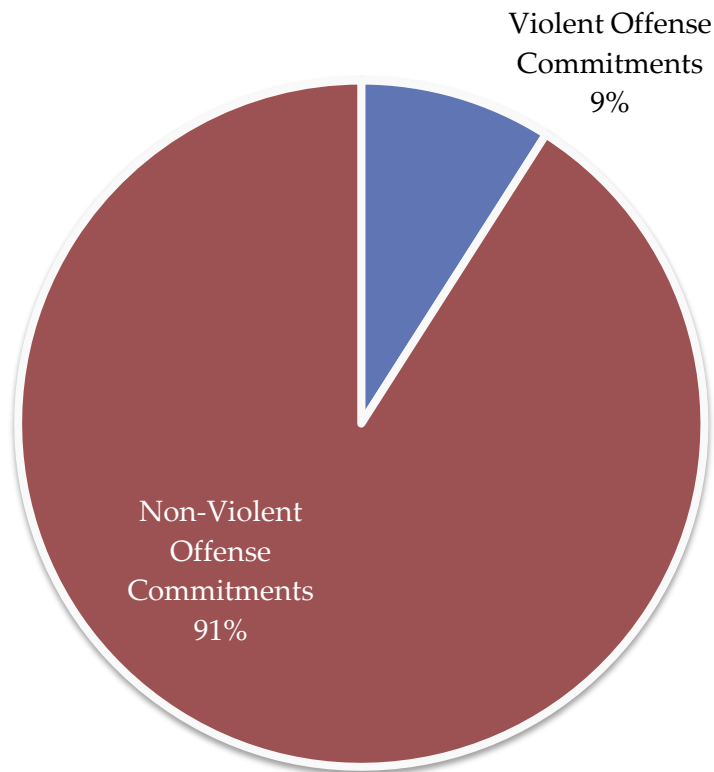
*Was this their first time being committed to DYS care?*

**Figure 2: First Commitments vs. Recommits**





**Figure 3: Violent vs. Non-Violent**

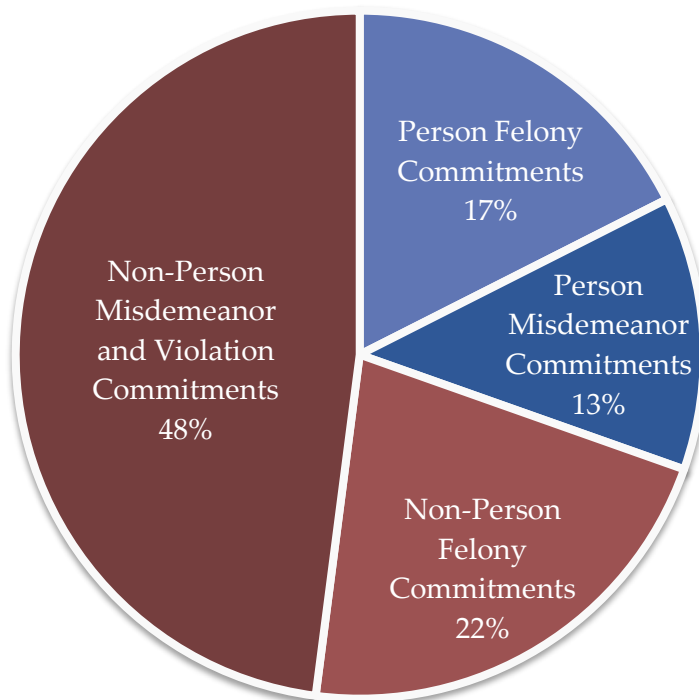


**VIOLENT OFFENSES:**

- Murder/Manslaughter
- Forcible Rape
- Robbery
- Aggravated Assault

**Violent Offenses** are designated by the Federal Bureau of Investigation's (FBI) Uniform Crime Reporting (UCR) Program, a national clearing house for statistical data on crime.

Figure 4a: Person vs. Non-Person



### NON-PERSON OFFENSE

#### CATEGORIES:

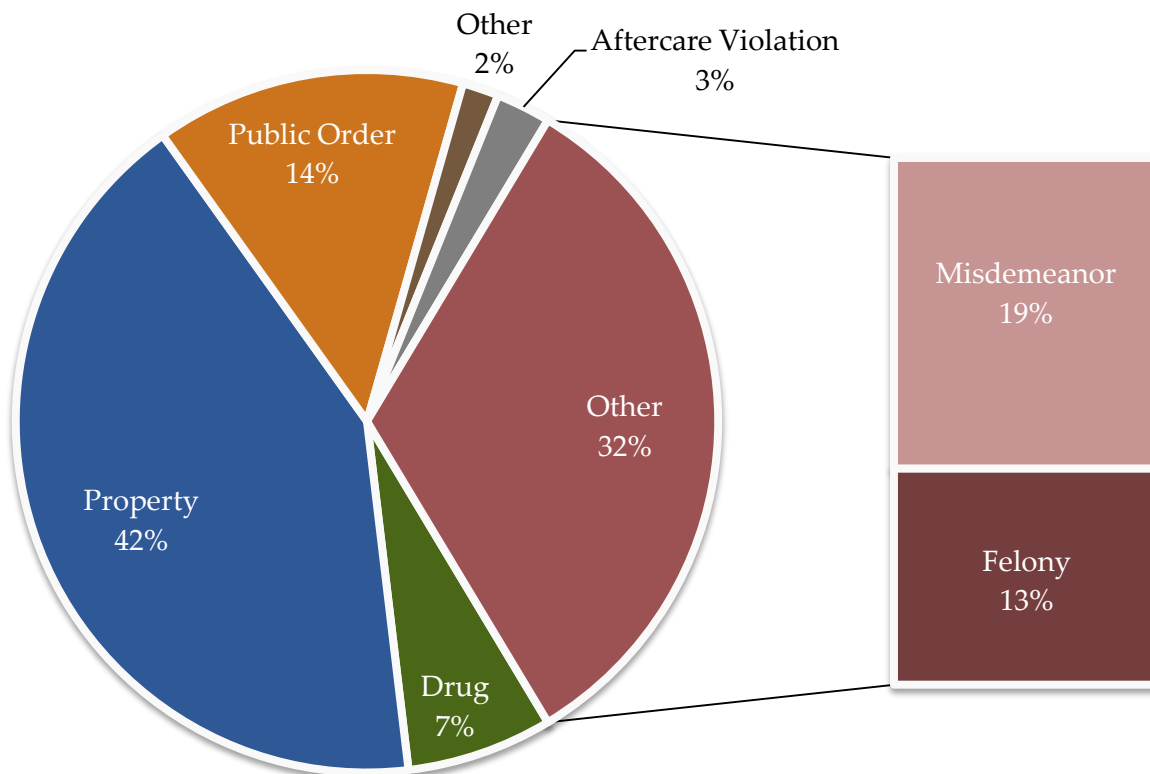
- Property
- Drug
- Public Order
- Aftercare Violation
- Probation Revocation/Violation

**Non-Person Offense categories** are broken out into individual offenses listed in **Figure 4c** on page 9.

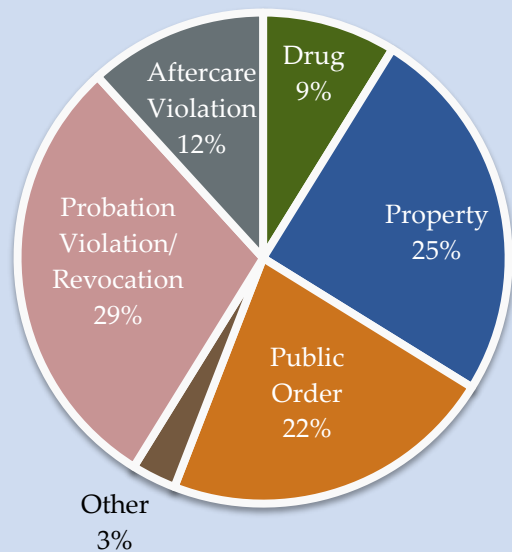
**Person Offenses** are listed there as well.

*What kinds of offenses brought youth into DYS care this quarter?*

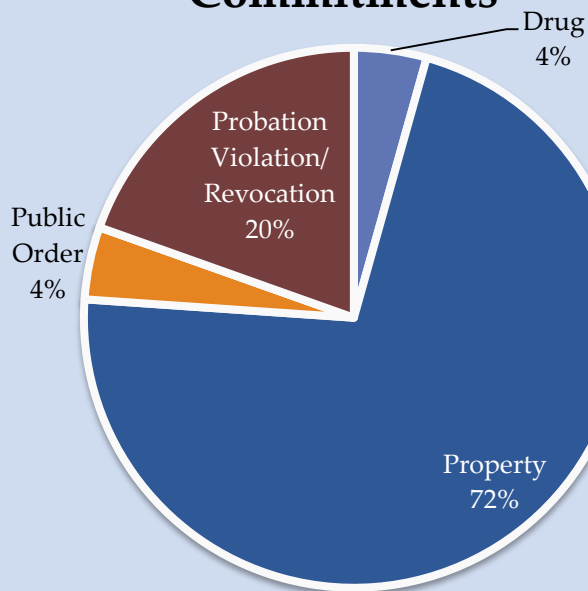
**Figure 4b: Non-Person by Category**



**Non-Person Misdemeanor Commitments**



**Non-Person Felony Commitments**



## What kinds of offenses brought youth into DYS care this quarter?

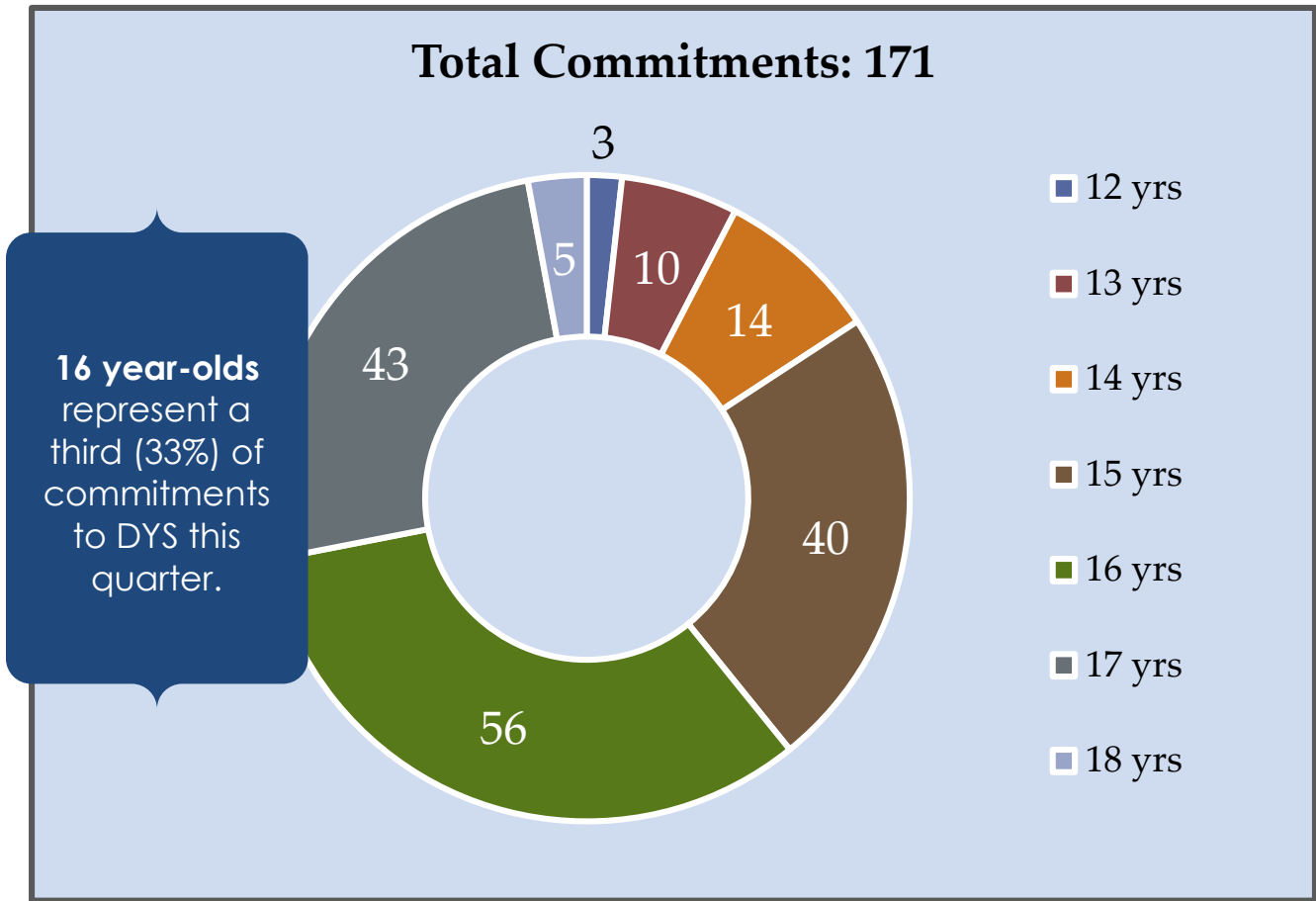
### Figure 4c-1: Categories of Offense

Person	Offense	# of Commitments
	Aggravated Assault	1
	Aggravated Assault on Family	1
	Assault on Family 3 <sup>rd</sup> Degree	1
	Aggravated Robbery	6
	Assault- 1 <sup>st</sup> Degree	4
	Assault – 2 <sup>nd</sup> Degree	1
	Assault- 3 <sup>rd</sup> Degree	1
	Domestic Battery- 3 <sup>rd</sup> Degree	6
	Battery – 1 <sup>st</sup> Degree	1
	Battery – 2 <sup>nd</sup> Degree	5
	Battery – 3 <sup>rd</sup> Degree	4
	Criminal Attempt-Sexual Abuse	1
	Rape	6
	Robbery	3
	Sexual Assault – 2 <sup>nd</sup> Degree	4
	Terroristic Threatening- 1 <sup>st</sup> Degree	2
	Terroristic Threatening – 2 <sup>nd</sup> Degree	5
<b>Non-Person: Property</b>		
	Breaking or Entering	5
	Burglary, Commercial	4
	Burglary, Residential	10
	Criminal Attempt	3
	Criminal Mischief – 1 <sup>st</sup> Degree	10
	Criminal Mischief- 2 <sup>nd</sup> Degree	2
	Impairing Operation of Vital Public Facility	1
	Theft by Receiving	2
	Theft of Property	10
	Unauthorized Use of a Vehicle	2
	Unlawful Disruption of Campus Activities	1
<b>Non-Person: Drug</b>		
	Delivery, Possession, Manufacture, etc. of Drug Paraphernalia or Counterfeit Controlled Substances	2
	Possession of Schedule VI Controlled Substance with Purpose to Deliver	1
	Possession of Controlled Substance Schedule III	1
	Possession of Controlled Substance Schedule IV/V	2
	Possession of Drug Paraphernalia	1
	Possession of Marijuana	1

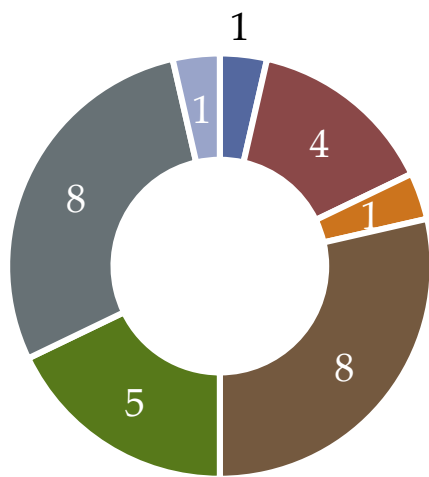
**Figure 4c-2: Categories of Offense**

<b>Non-Person: Public Order</b>	
Disorderly Conduct	6
Escape- 3 <sup>rd</sup> Degree	1
Fleeing	1
Handgun Minor in Possession-1 <sup>st</sup> Offense	2
Harassment (Arrest date after 8-13-93)	1
Obstructing Governmental Operations	1
Public Intoxication	2
Resisting Arrest	1
Riot	1
Unlawful Discharge of Firearm/VEH- 2 <sup>nd</sup> Degree	1
<b>Non-Person: Aftercare</b>	
Aftercare Violation	3
<b>Non-Person: Probation</b>	
Revocation of Probation	32
Violation of Probation	7
<b>Non-Person: Other</b>	
Criminal Contempt	1
Filing False Report of Criminal Wrongdoing	1

**Figure 5a: Commitments by Age & Gender**



**Male Commitments: 143**



**Female Commitments: 28**

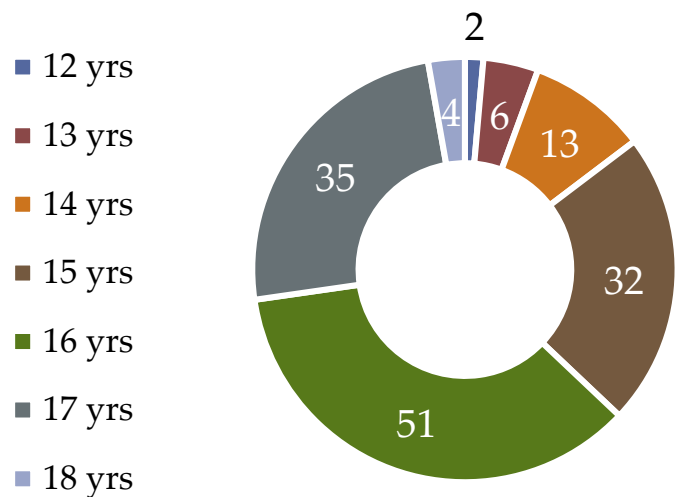
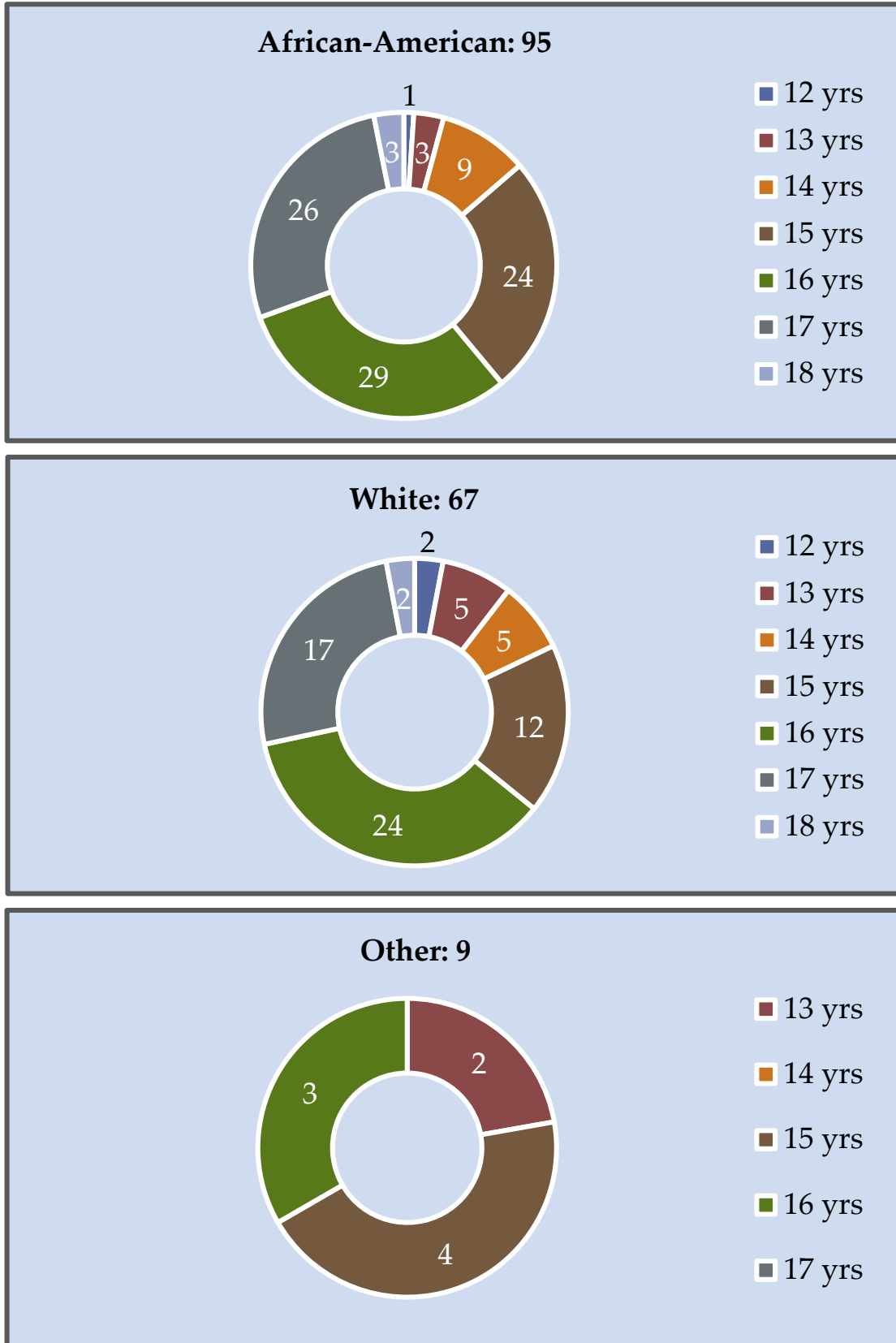


Figure 5b: Commitments by Age & Race



*What are the demographics of youth committed to DYS care this quarter?*

**Figure 5c: Commitments by Age, Gender, and Race**

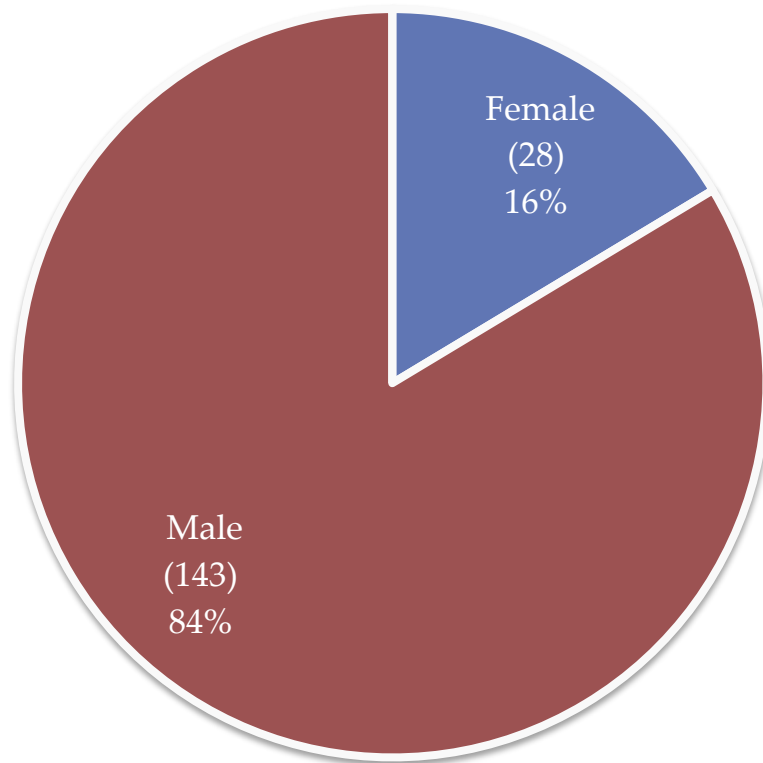
Age (yrs)	African-American		White		Other		TOTAL
	male	female	male	female	male	female	
12	1		1	1			3
13	2	1	3	2	1	1	10
14	9		4	1			14
15	20	4	10	2	2	2	40
16	28	1	21	3	2	1	56
17	22	4	13	4			43
18	2	1	2				5
<b>TOTAL</b>	<b>84</b>	<b>11</b>	<b>54</b>	<b>13</b>	<b>5</b>	<b>4</b>	<b>171</b>



*What are the demographics of youth committed to DYS care this quarter?*

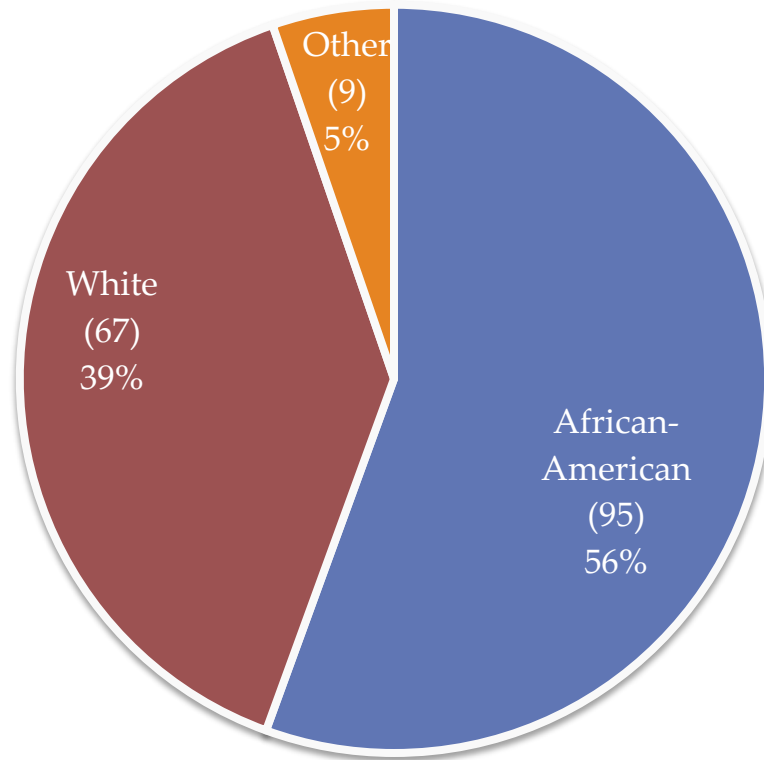
---

**Figure 6: Commitments by Gender**



*What are the demographics of youth committed to DYS care this quarter?*

**Figure 7a: Commitments by Race**



In the general state population (not just those in DYS custody), **African-American** youth make up **19 percent** of adolescents, while **white** youth account for **77 percent**.

**Figure 7b: Commitments by Race by County**

Committing County	African-American	White	Other	TOTAL
Arkansas		2		2
Ashley	2	2	1	5
Baxter		1		1
Bradley	2	1		3
Chicot	3			3
Clark	1	1		2
Columbia	3			3
Crawford		1		1
Conway		2		2
Craighead		3		3
Crittenden	3			3
Cross	1	1		2
Dallas	1			1
Desha	3		1	4
Drew	3	2		5
Faulkner	1	3		4
Franklin		1		1
Garland	6	1	1	8
Grant		3		3
Greene		1	1	2
Hempstead	3	2	1	6
Hot Spring	2	3		5
Howard		1		1
Independence		1		1
Jackson	3			3
Jefferson	10			10
Little River	1	2		3
Miller	3	3		6
Mississippi	4			4
Nevada	1			1
Ouachita	9	4		13
Phillips	3	1		4
Polk		1		1
Pulaski	17	1		18
Randolph		1		1
Saint Francis	2			2
Saline		10		10
Sebastian	2	4		6
Sevier			1	1
Sharp		1		1
Union	6	2		8
Washington		2	2	4
White		2	1	3
Yell		1		1
<b>TOTAL</b>	<b>95</b>	<b>67</b>	<b>9</b>	<b>171</b>

\*  
**NOTE**  
 Zeros have been omitted from this chart for visual clarity  
 \*

What are the demographics of youth committed to DYS care this quarter?

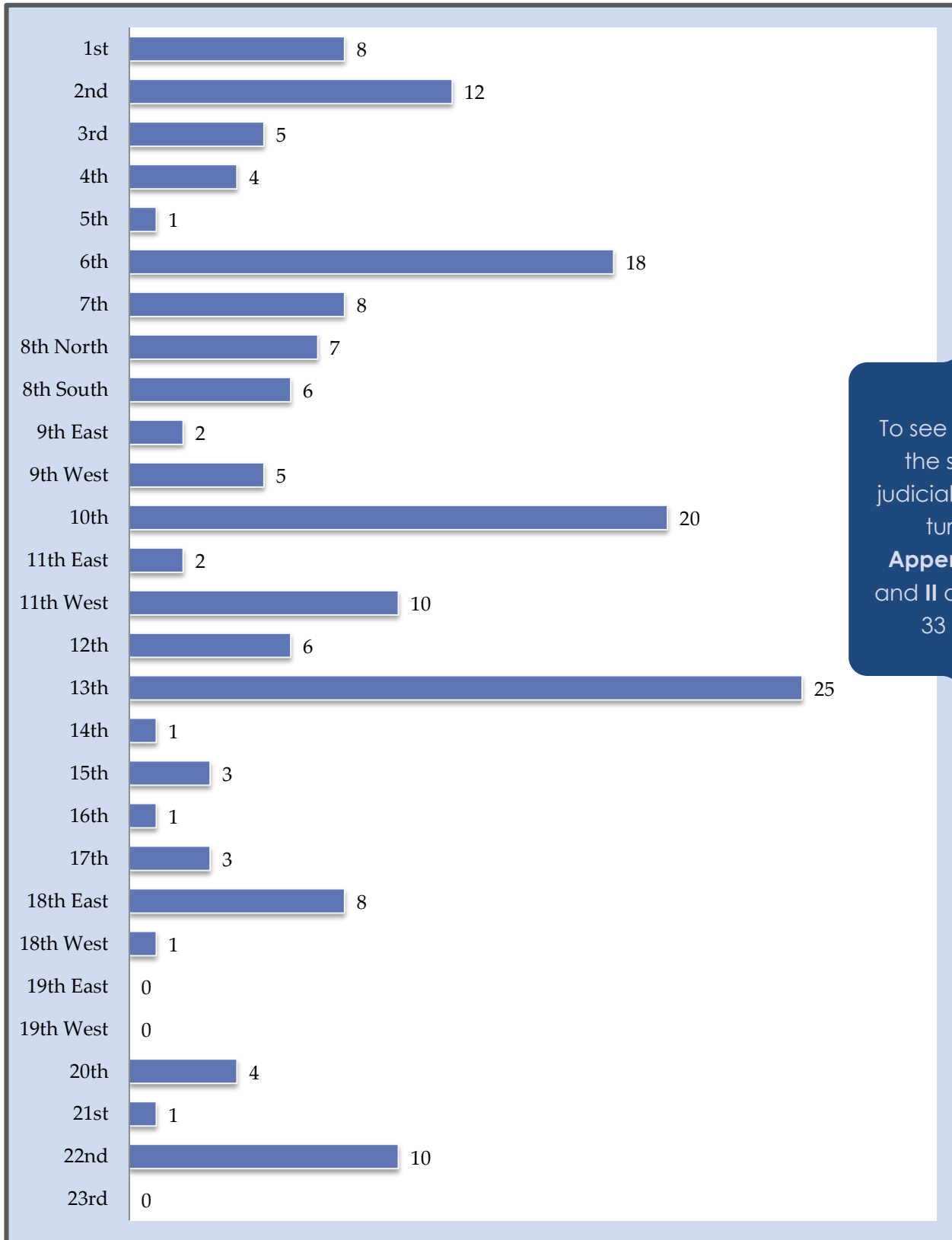
Figure 7c: Race by Portion of Commitments vs. Portion of Population

Committing County	African-American		White		Other	
	Commits (%)	Pop (%)	Commits (%)	Pop (%)	Commits (%)	Pop (%)
Arkansas		32	100	67		1
Ashley	40	31	40	67	20	2
Baxter		1	100	98		1
Bradley	66	27	33	70		3
Chicot	100	63		36		1
Clark	50	30	50	69		1
Columbia	100	46		53		1
Crawford		3	100	92		5
Conway		13	100	85		2
Craighead		20	100	78		2
Crittenden	100	62		37		1
Cross	50	28	50	71		1
Dallas	100	48		51		1
Desha	75	55		45	25	1
Drew	60	32	40	68		1
Faulkner	25	14	75	84		2
Franklin		2	100	95		3
Garland	74	14	13	84	13	2
Grant		4	100	94		2
Greene		2	50	97	50	1
Hempstead	50	35	33	64	17	1
Hot Spring	40	14	60	85		1
Howard		23	100	75		2
Independence		3	100	95		2
Jackson	100	21		77		2
Jefferson	100	65		34		1
Little River	33	27	66	71		3
Miller	50	30	50	68		1
Mississippi	100	44		55		1
Nevada	100	35		63		2
Ouachita	69	48	31	51		1
Phillips	75	75	25	24		1
Polk		2	100	95		3
Pulaski	94	48	6	49		3
Randolph		2	100	97		1
Saint Francis	100	65		34		1
Saline		9	100	89		2
Sebastian	33	10	66	81		9
Sevier		4		90	100	6
Sharp		2	100	97		1
Union	75	39	25	59		2
Washington		5	50	87	50	9
White		7	66	92	33	1
Yell		3	100	95		2

\*  
**NOTE**  
 Zeros have been omitted from this chart for visual clarity  
 \*

# How many youth were committed by each Judicial District?

## Figure 8a: Commitments by District



To see **maps** of the state's judicial districts, turn to **Appendices I and II** on pages 33 & 34

**Figure 8b-1: Commitments by District by Year**

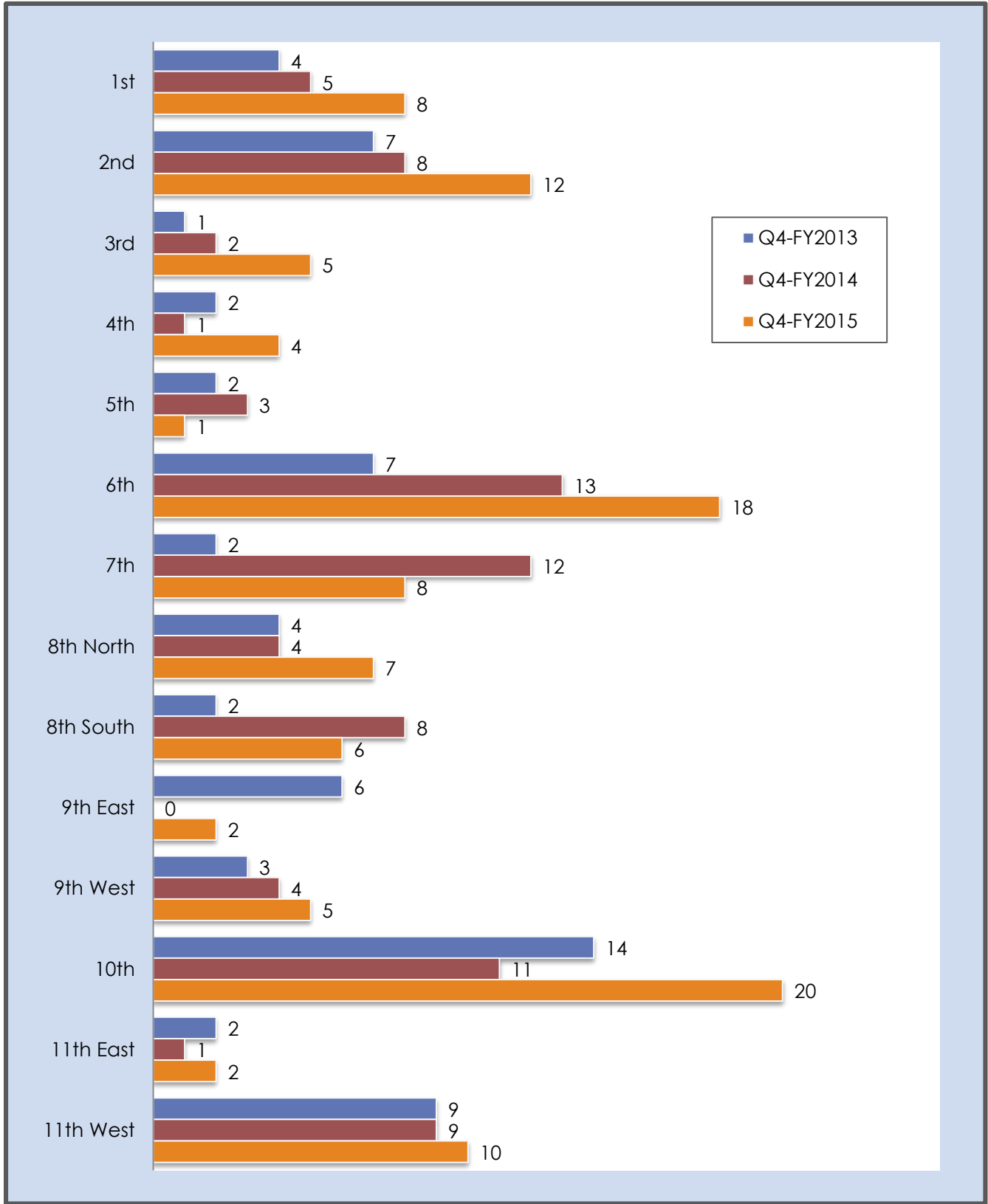
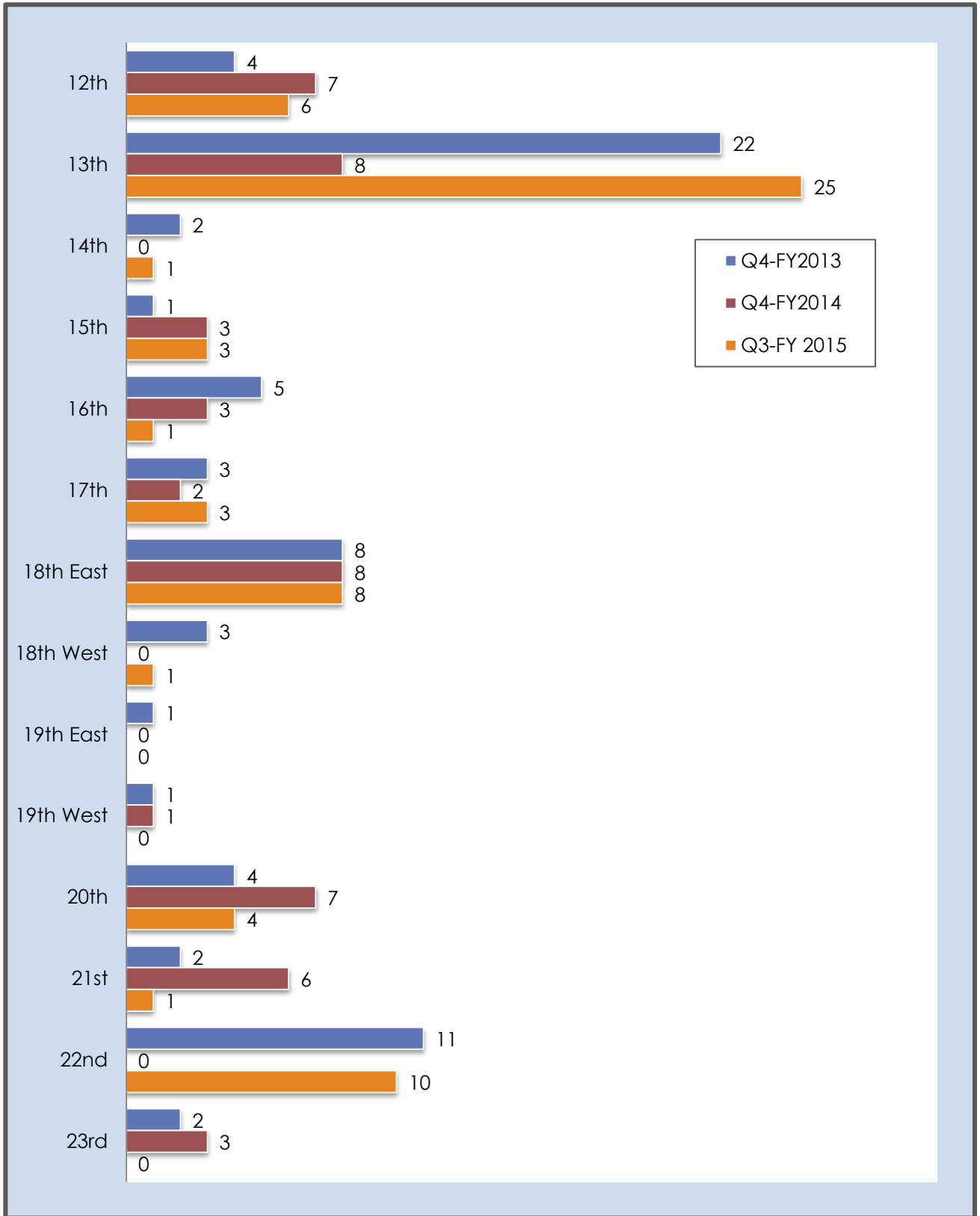
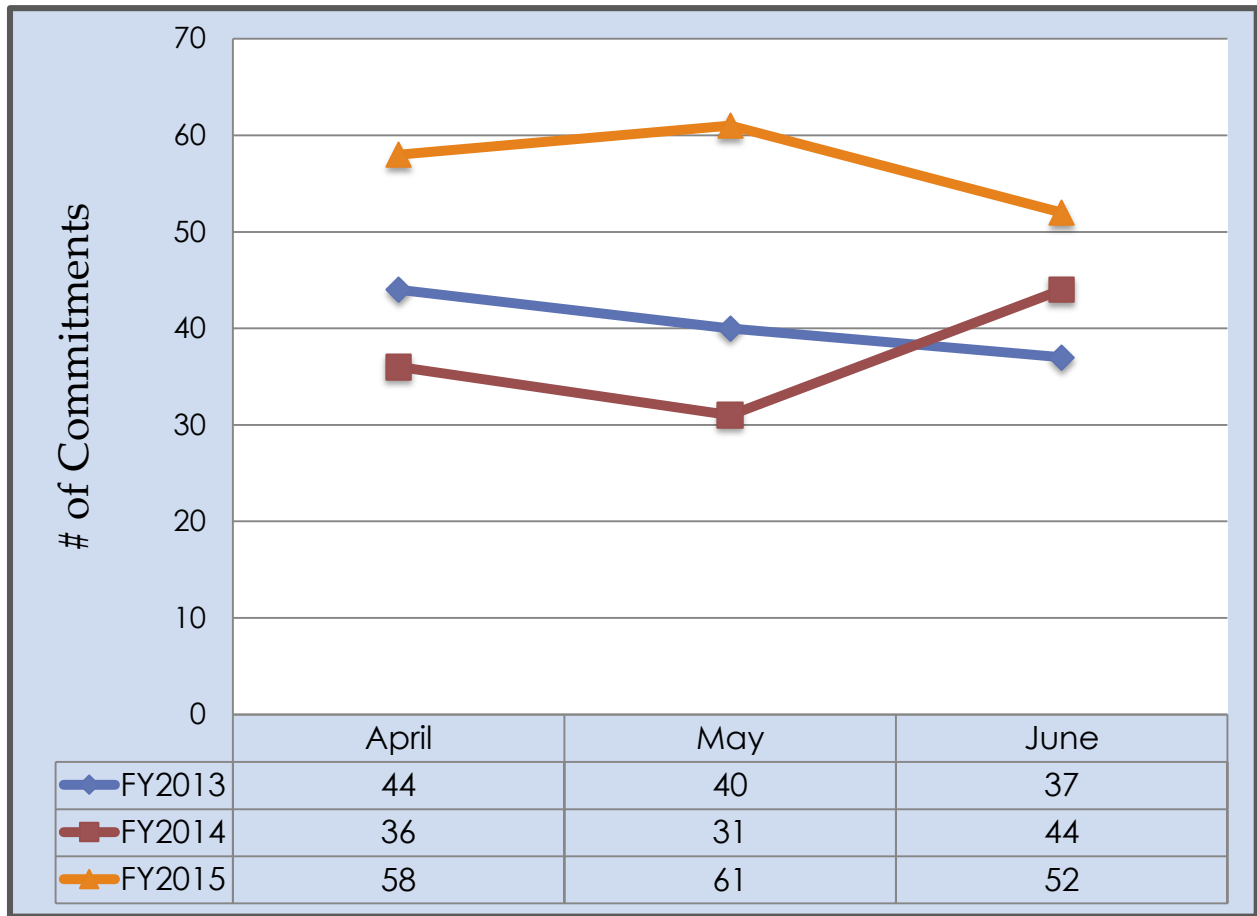


Figure 8b-2: Commitments by District by Year



*How do this quarter's commitments compare to those of years past?*

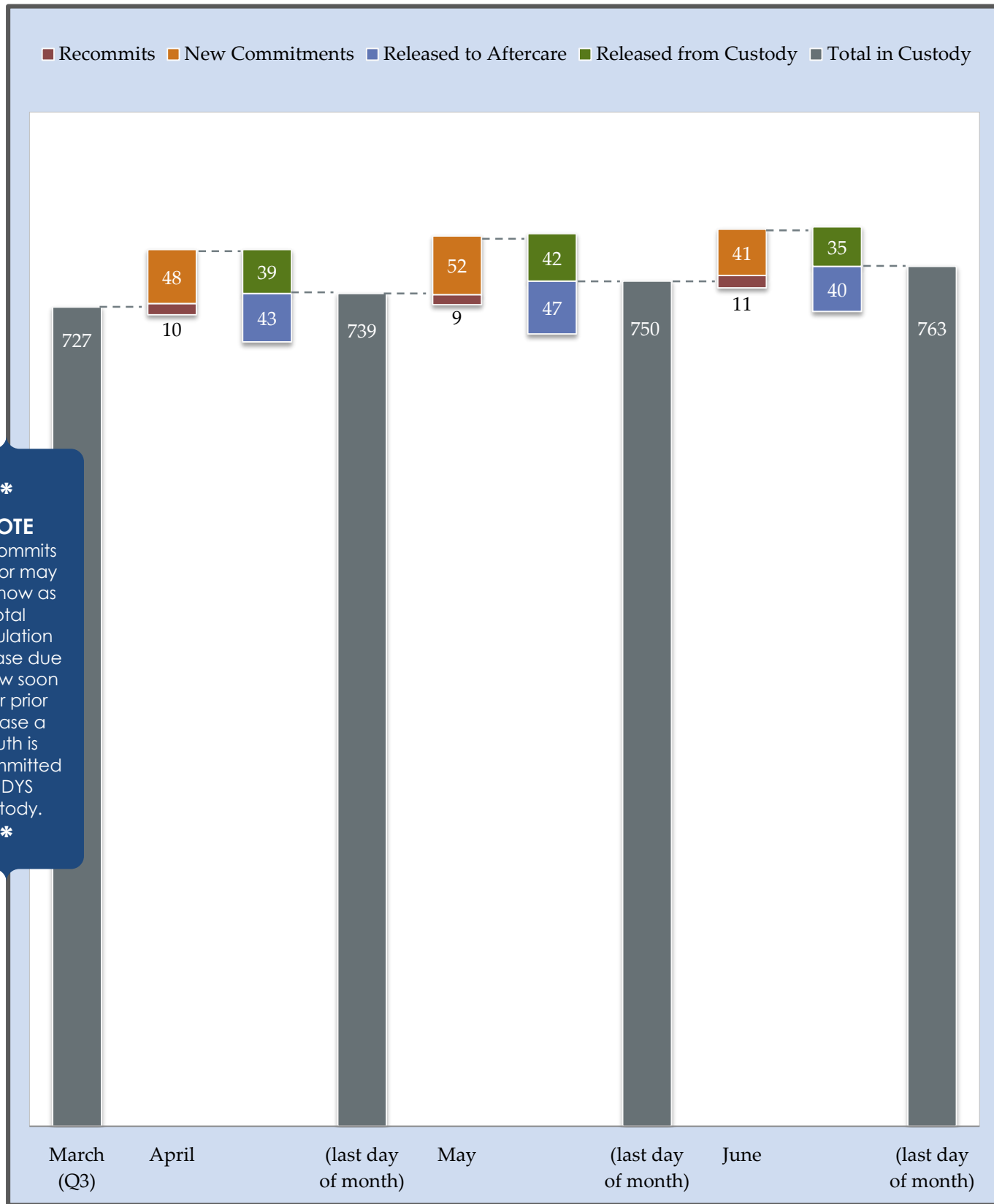
**Figure 8c: Total Commitments for Quarter with Reference to Previous Years**



**Commitments** for Q4 of this year (**171**) are up from both last year (**111**) and FY 2013 (**121**).



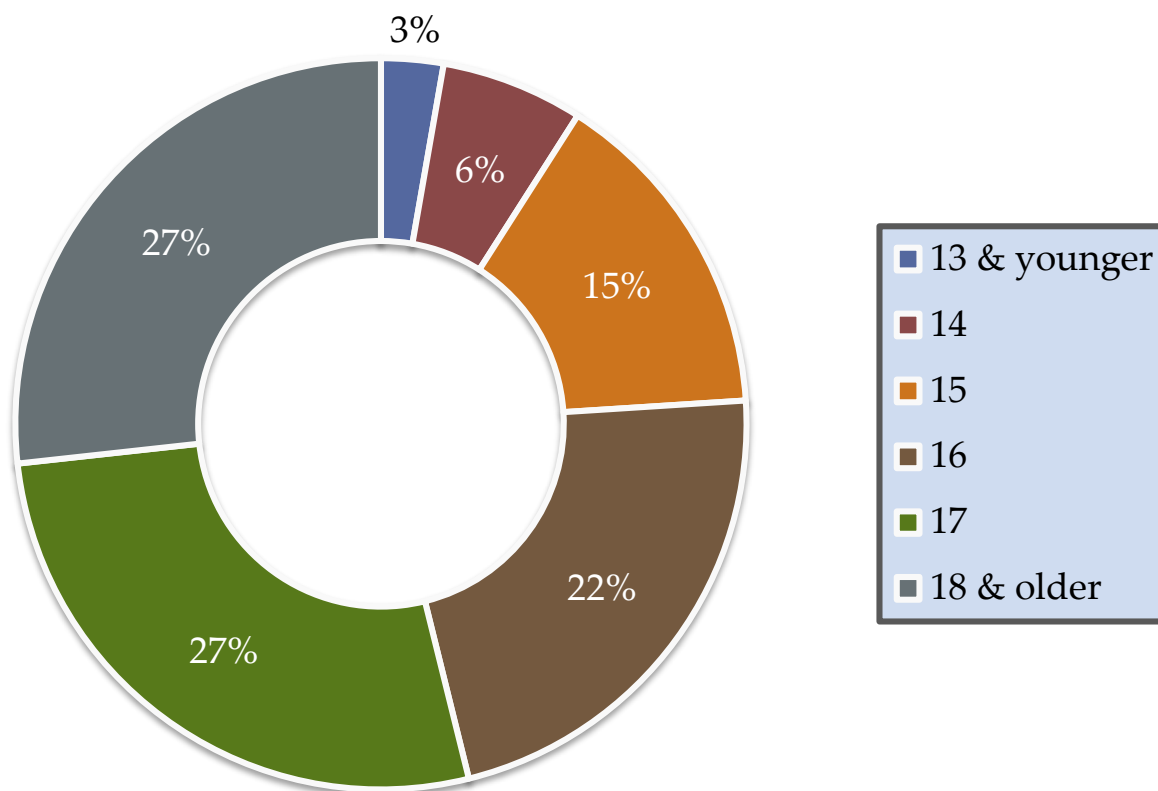
**Figure 9: Relative Change in DYS-Custody Population**



\*  
**NOTE**  
 Recommits may or may not show as total population increase due to how soon after prior release a youth is recommitted to DYS custody.  
 \*

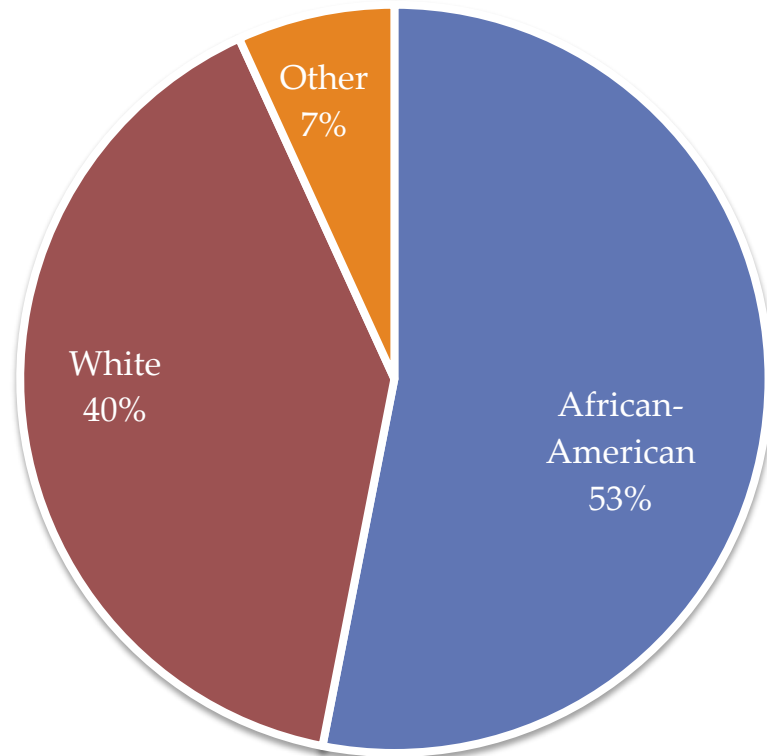
*What are the demographics of youth currently in DYS care?*

**Figure 10: Custody by Age**



*What are the demographics of youth currently in DYS care?*

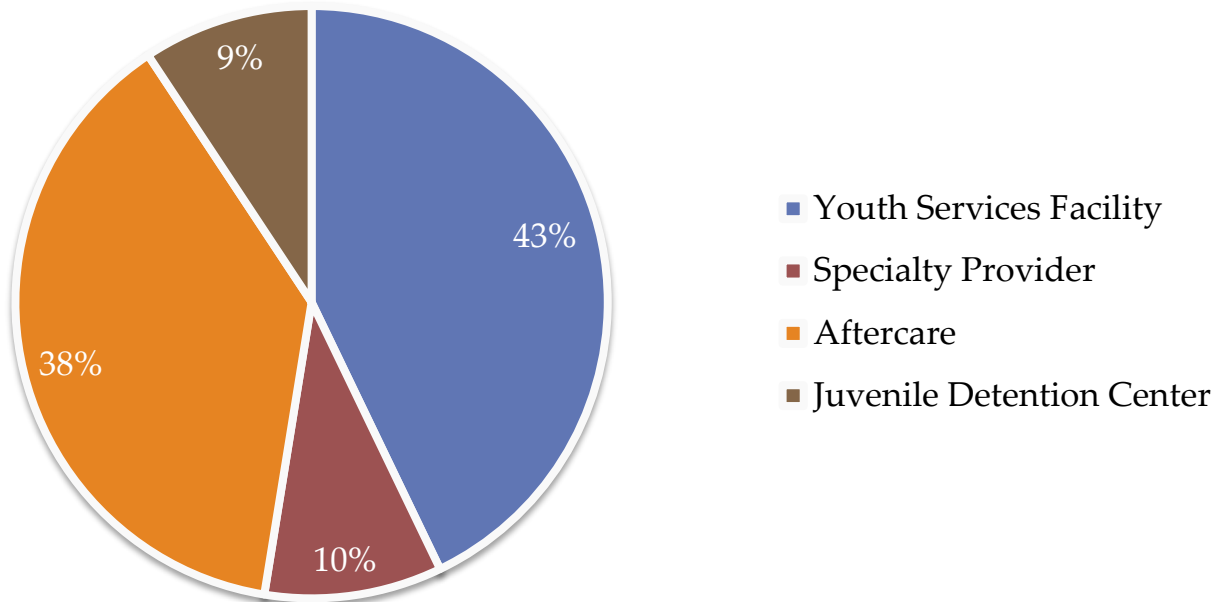
**Figure 11: Custody by Race**



In the general state population (not just those in DYS custody), **African-American** youth make up **19 percent** of adolescents, while **white** youth account for **77 percent**.

*What kinds of services are youth in care receiving?*

**Figure 12: Custody by Program Type**



**Youth Services Facility:** includes 8 residential treatment programs for adjudicated youth; refer to **Appendix II** on page 33

**Specialty Provider:** includes 13 therapeutic mental health treatment programs; refer to **Appendix II** on page 33

**Aftercare:** includes services through Community-Based Providers (CBPs) designed to guide and serve youth in the community during their transition home from a residential facility; refer to **Appendix II** on page 33

**Juvenile Detention Center:** 5 county-run facilities providing secure placement, education, and other services during intake phase and other transitional periods for youth in DYS custody; refer to **Appendix I** on page 34

*What is the status of incidents that have been referred to the Child Abuse Hotline?*

**Figure 13: Incidents Referred to & Accepted by the Hotline**

INCIDENTS REFERRED TO HOTLINE		INCIDENTS ACCEPTED BY HOTLINE			
17		12			
Incident Type	Cases Accepted by ASP	Cases Pending	Cases Founded	Cases Unfounded	Case Status Unknown
Assault	2	2			
Disorderly Conduct	1	1			
Disturbance	1	1			
Physical Abuse	3	3			
Prior to DYS Commitment	1	1			
Sexual Abuse/Rape	2	2			
Sexual Misconduct	2	2			
<b>TOTAL</b>	<b>12</b>	<b>12</b>	<b>0</b>	<b>0</b>	<b>0</b>

Because DYS staff/contractors are **mandated reporters**, discovered incidents that occurred before DYS-involvement with a youth must be referred to the Hotline; DYS is not entitled to the results of investigations therefrom due to confidentiality restrictions.

Due to the length of the investigation period, it is unlikely that incidents reported by DYS and accepted by the ASP Investigation Unit will be finalized and their results shared during the same quarter as referred.

To see the **Incident-Reporting and Investigation Process**, refer to **Appendix III** on page 33

*How much do residential services cost?*

**Figure 14a: Facility Bed Rates & Annual Cost**

Facility	Provider	Daily Bed Rate	Annual Cost-Per-Youth	Contracted Beds
AJATC	G4S	\$239.08	\$87,264.20	100
Colt JTC	CYS	\$145.00	\$52,925.00	28
Harrisburg JTC	CYS	\$143.00	\$52,195.00	36
Dermott JTC	SAYS	\$145.00	\$52,925.00	30
Dermott 18-21	SAYS	\$150.00	\$54,750.00	32
Mansfield Boys	SAYS	\$139.00	\$50,735.00	27
Mansfield Girls	SAYS	\$142.00	\$51,830.00	22
Lewisville JTC	SAYS	\$144.00	\$52,560.00	30
<b>DYS Average</b>		<b>\$175.29</b>	<b>\$63,980.85</b>	<b>Total = 305</b>

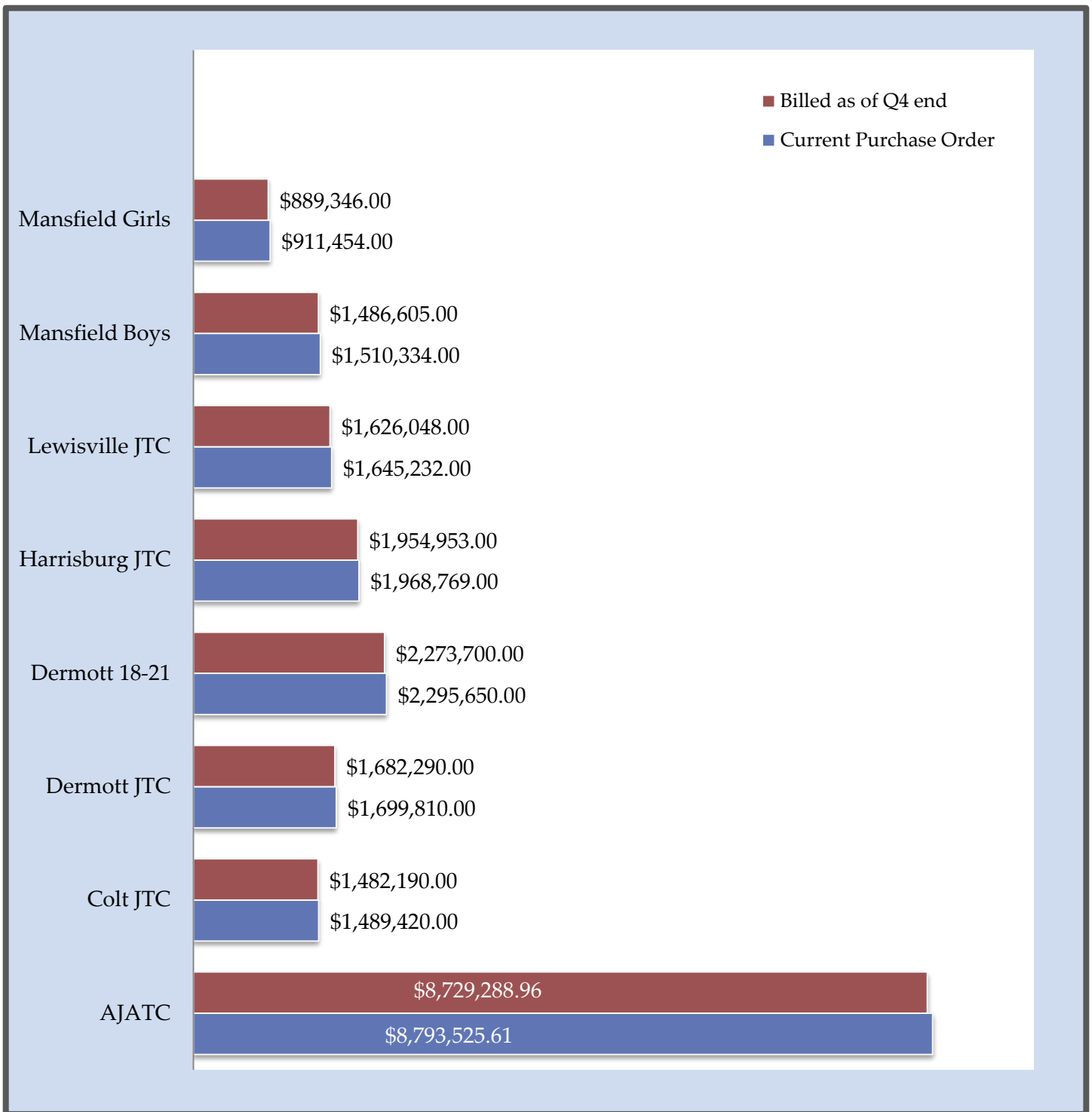
**Daily Bed Rate:** includes room, board, and treatment; **does not include** medical care and education expenses

**Contracted Beds:** does not reflect maximum capacity of facility

**Annual-Cost-Per-Youth & DYS Average:** do not include specialty residential substance abuse, psychiatric, or sex offender treatment programs

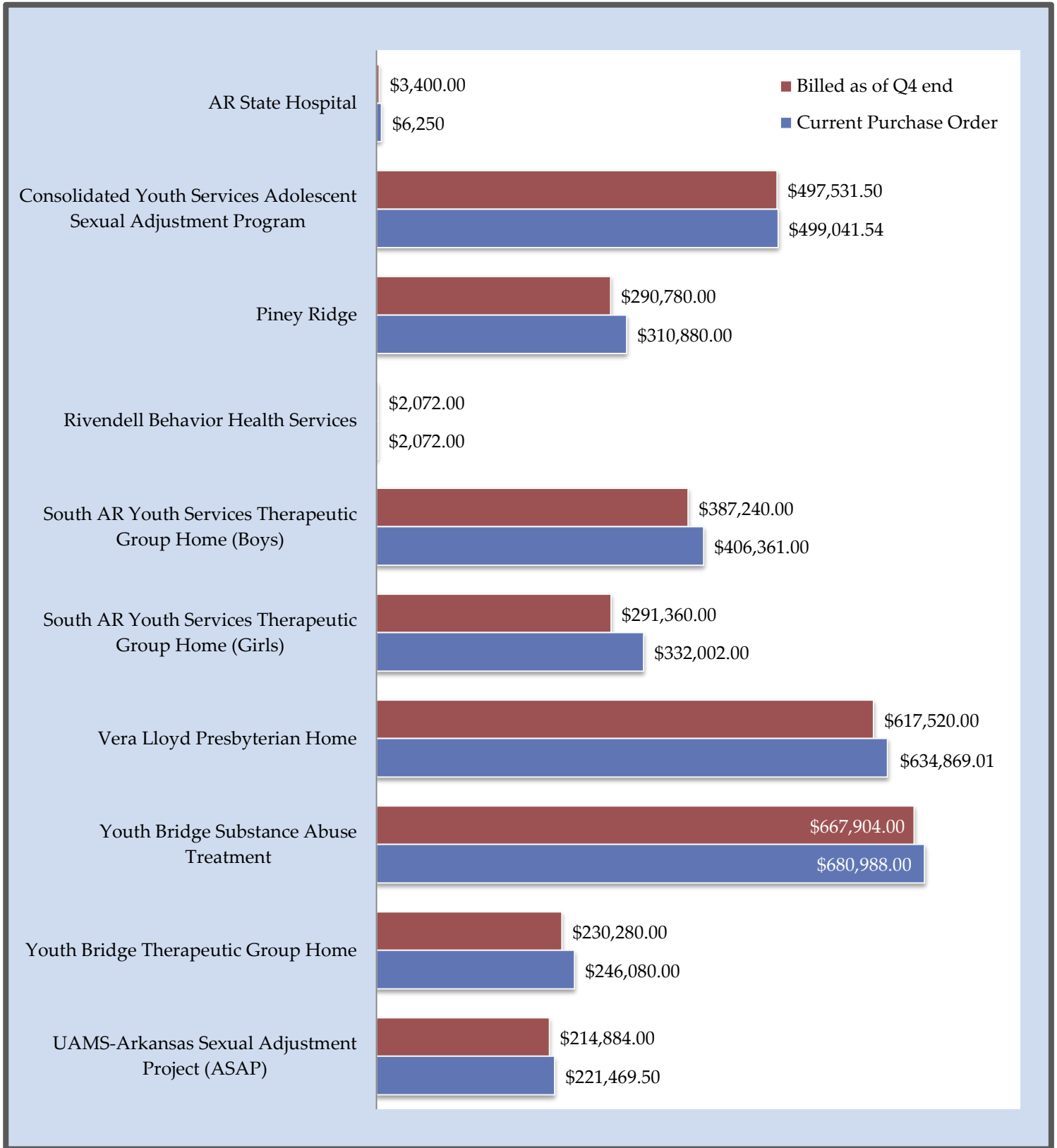
## How much do residential services cost?

### Figure 14b: Facility Billing to Date



## *How much do specialty services cost?*

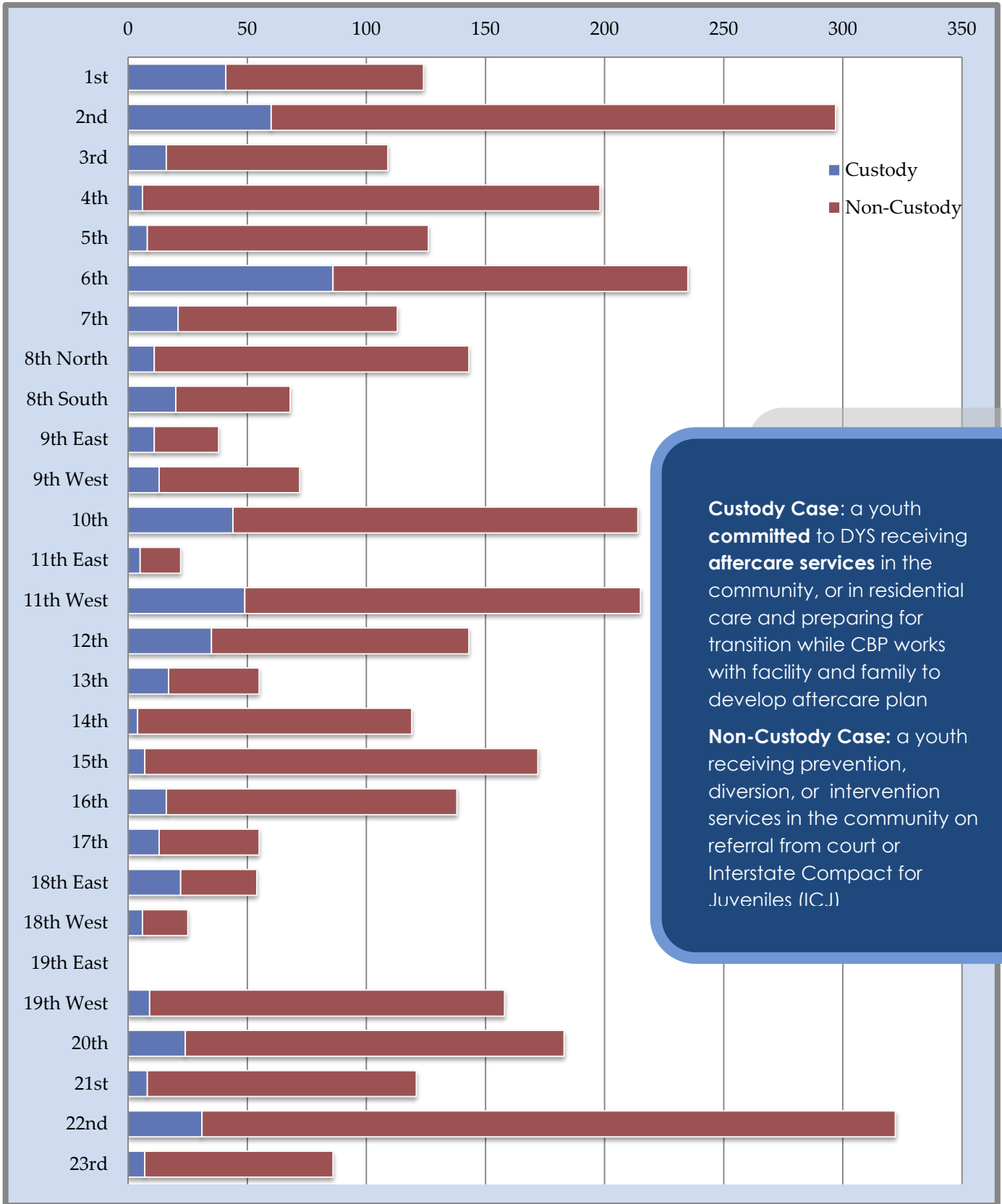
### Figure 14c: Specialty Services Billing to Date





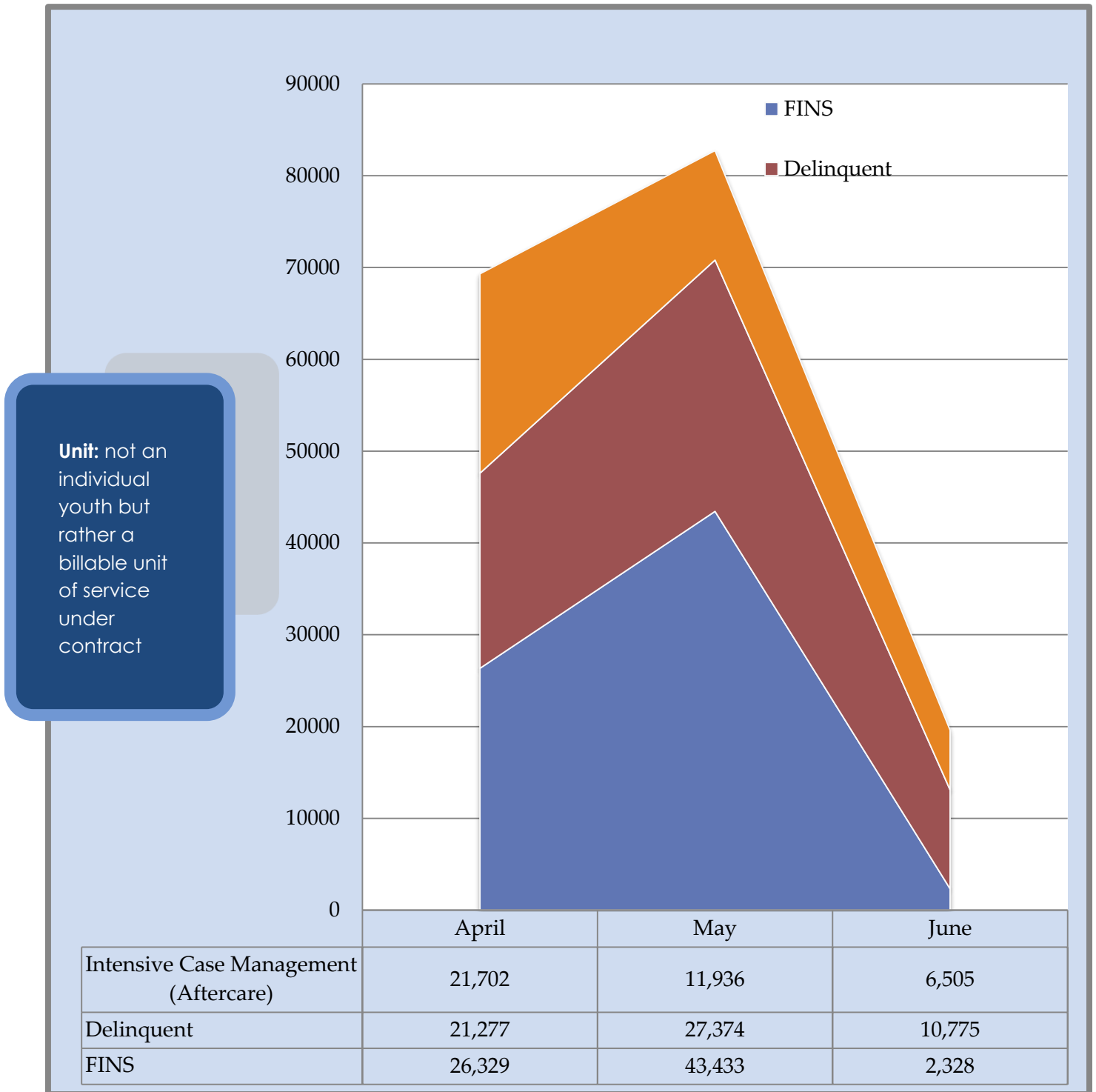
## How many youth receive Community-Based Services?

**Figure 15a: Youth Served by Community-Based Provider (CBP) Services**



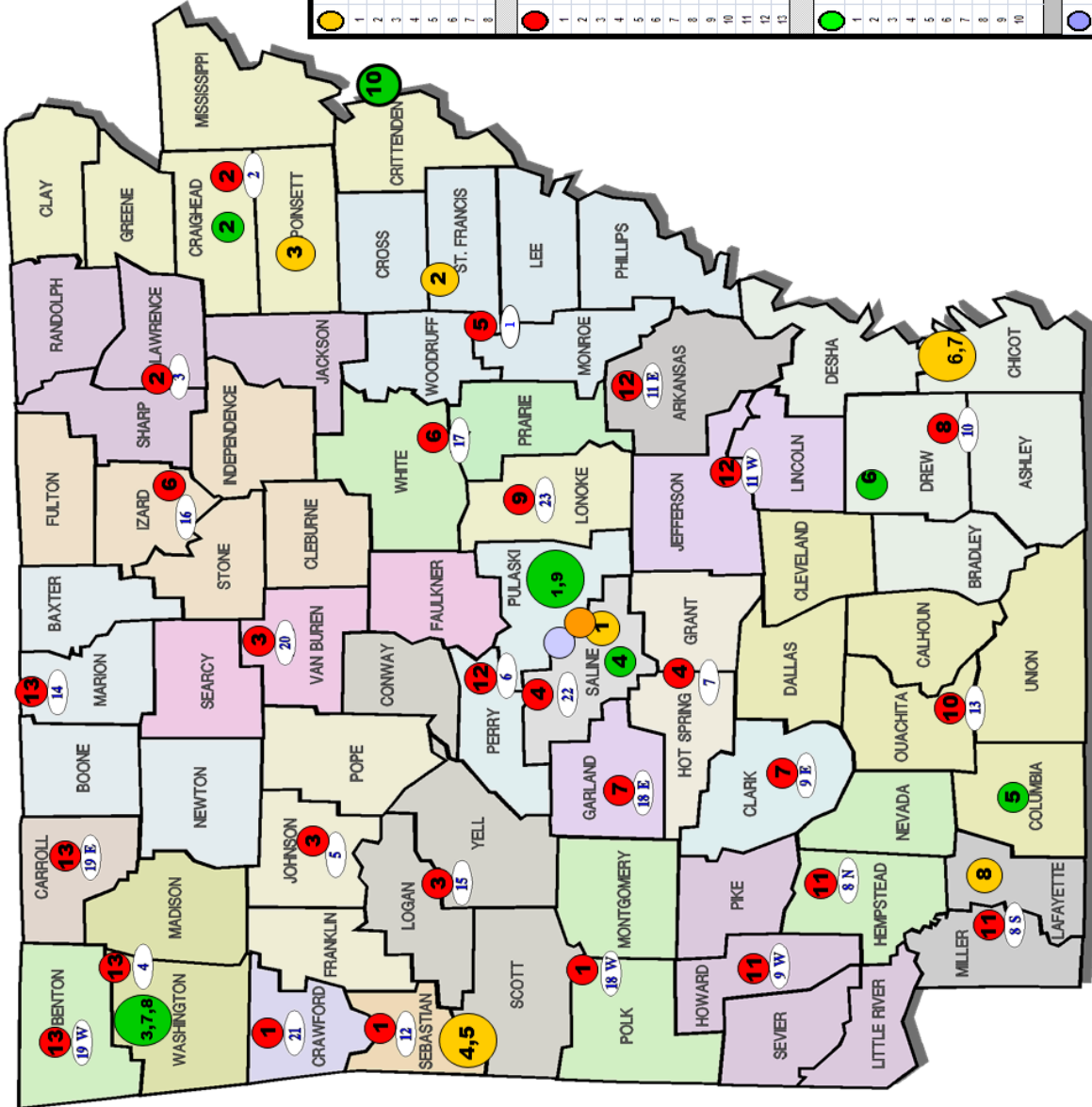
*What kinds of Community-Based Services were provided this quarter?*

**Figure 15b: Community-Based Services Units by Program Designation**



# Map of AR DYS Treatment Centers, Programs, and Providers

## Appendix I



Regional Treatment Centers and Correctional Facility	Location	Residential Beds
1. Arkansas Juvenile Assessment & Treatment Center	Alexander	100
2. Colt Juvenile Treatment Center	Colt	28
3. Harrisburg Juvenile Treatment Center	Harrisburg	36
4. Mansfield Juvenile Treatment Center for Girls	Mansfield	22
5. Mansfield Juvenile Treatment Center	Mansfield	27
6. Dermott Juvenile Correctional Facility	Dermott	32
7. Dermott Juvenile Treatment Center	Dermott	30
8. Levensville Juvenile Treatment Center	Levensville	30
<b>Contracted Beds</b>		
		305

Community Based Providers	Location	Judicial Districts
1. Comprehensive Juvenile Services	Fl. Smith	12, 18W, 21
2. Consolidated Youth Services	Jonesboro	2, 3
3. Community Services, Inc.	Morrison	5, 15, 20
4. Counseling Clinic, Inc.	Benton	7, 22
5. East Arkansas Youth Services	Marion	1
6. Health Resources of Arkansas, Inc.	Batesville	16, 17
7. Ouachita Children's Center	Hot Springs	9E, 18E
8. Phoenix Youth & Family Services	Crossett	10
9. Professional Counseling Associates	Lonoke	23
10. South Arkansas Youth Services	Magnolia	13
11. SWAR Courts & Mental Health Cntr.	Texarkana	8N, 8 S, 9W
12. United Family Services	Texarkana	6, 11E, 11W
13. Youth Bridge, Inc.	Fayetteville	4, 14, 19W, 19E

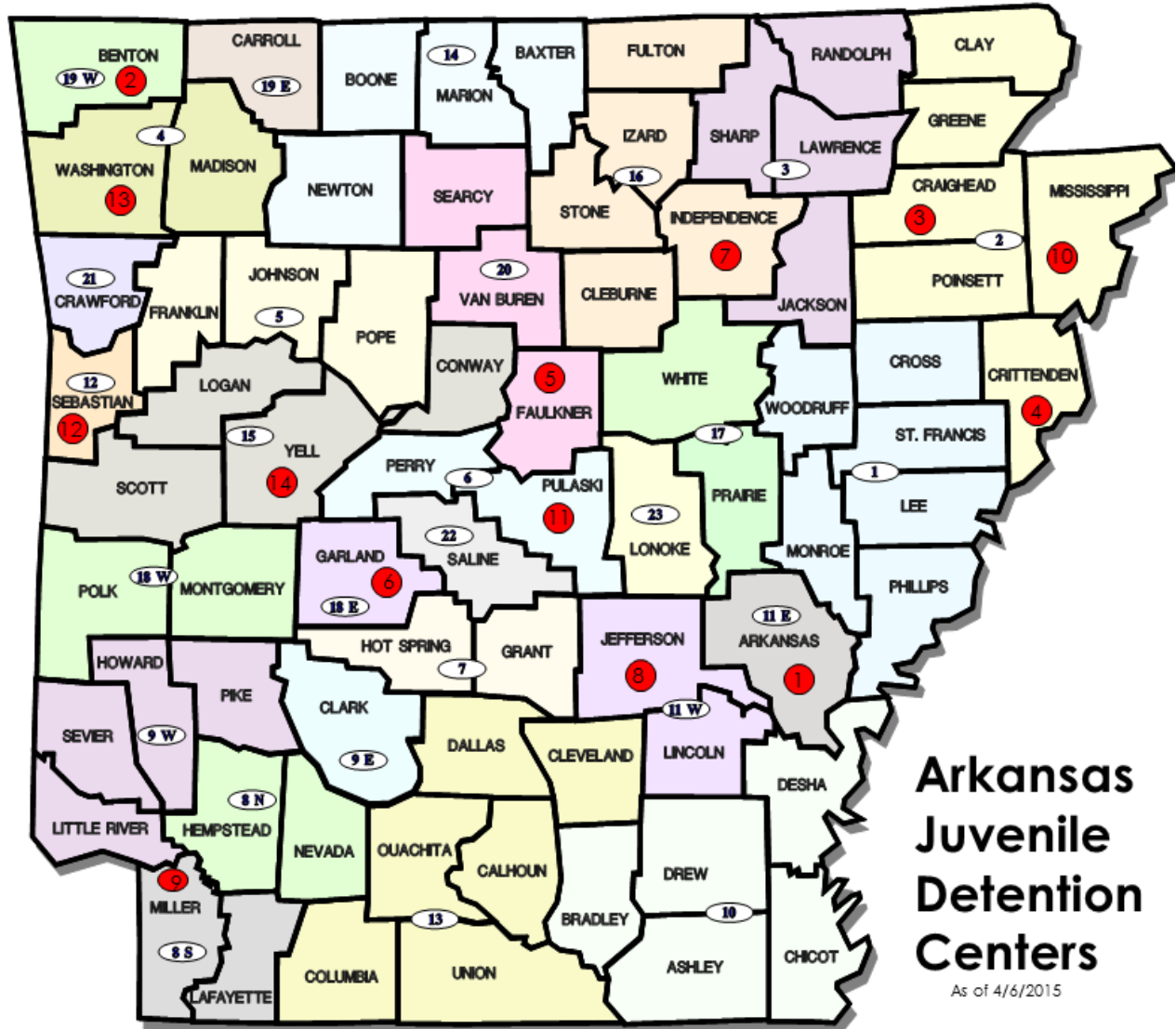
Specialized Residential Programs	Location	Service Type
1. Arkansas State Hospital (Psychiatric)	Little Rock	Sex Off. Tx./Psychiatric
2. Consolidated Youth Services A SAP	Jonesboro	Sex Off. Tx.
3. Pine Ridge Psychiatric Center	Fayetteville	Sex Off. Tx.
4. Rivendell Psychiatric Treatment	Benton	Psychiatric
5. South Arkansas Youth Services Therapeutic Group	Magnolia	Therapeutic
6. Vera Lloyd Therapeutic Group Home	Monticello	Therapeutic
7. Youth Bridge Therapeutic Group Home (Male)	Fayetteville	Therapeutic
8. Youth Bridge Substance Abuse Treatment	Fayetteville	Substance Abuse
9. Youth Home, Inc.	Little Rock	Psychiatric
10. Youth Villages, Inc.	Memphis, TN	Sex Off. Tx./Psychiatric

●	UAMS Mobile Assessment Team	Statewide Assessments
●	UAMS Adolescent Sexual Adjustment Program	Outpatient Assessment/Treatment

# Map of AR Juvenile Detention Centers

## Appendix II

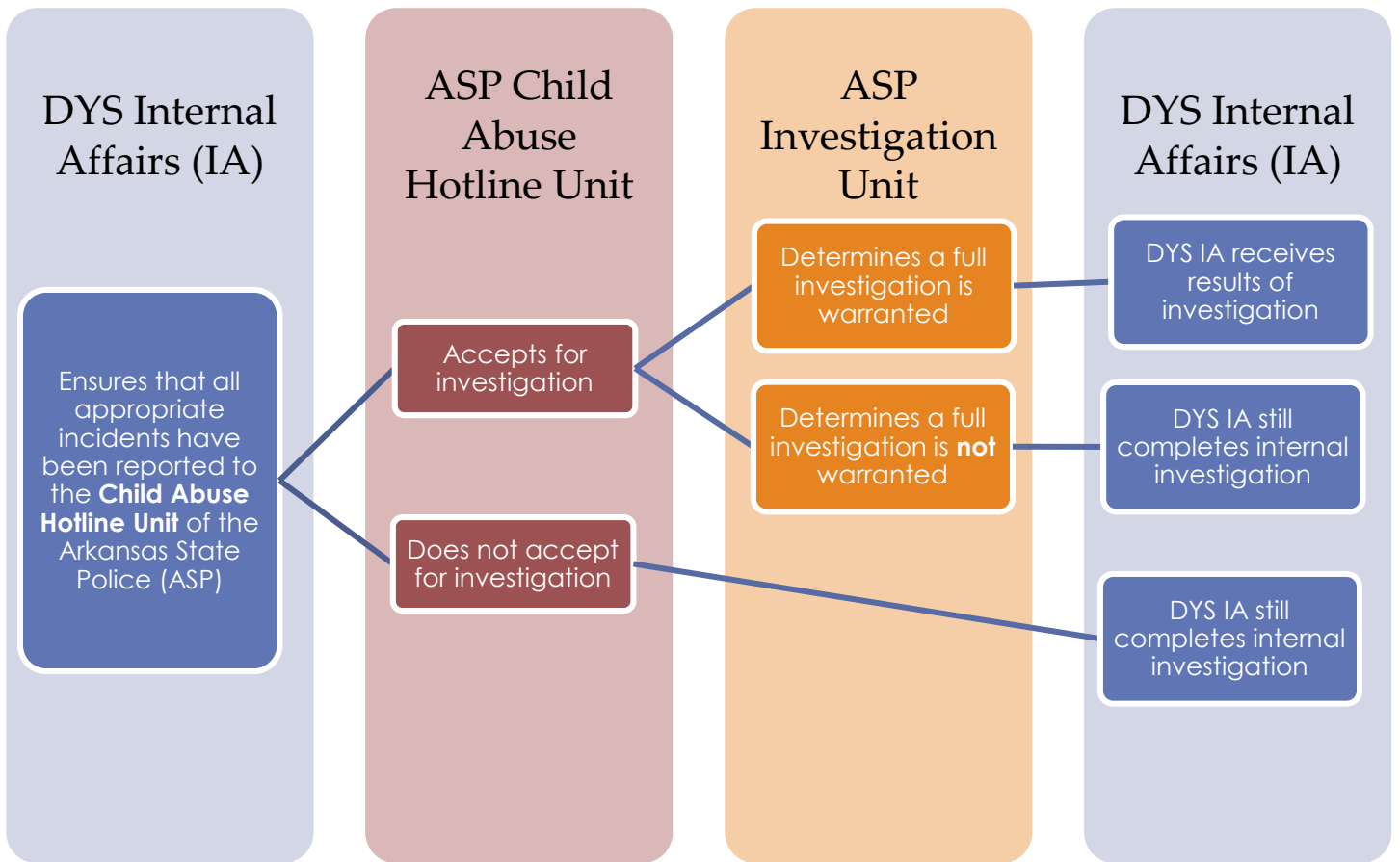


1.	Arkansas County JDC, DeWitt	8.	*Jefferson County JDC, Pine Bluff
2.	Benton County JDC, Bentonville	9.	*Miller County JDC, Texarkana
3.	Craighead County JDC, Jonesboro	10.	Mississippi County JDC, Luxora
4.	Crittenden County JDC, West Memphis	11.	Pulaski County JDC, Little Rock
5.	Faulkner County JDC, Conway	12.	Sebastian County JDC, Fort Smith
6.	*Garland County JDC, Hot Springs	13.	Washington County JDC, Fayetteville
7.	*Independence County JDC, Batesville (White River JDC)	14.	*Yell County JDC, Danville

\* Indicates Division of Youth Services (DYS) five (5) Memorandum of Understanding (MOU) agreement counties.

# Child Maltreatment Incident Reporting & Investigation Procedure

## Appendix III



# Sites Monitored Q4 FY2015 by DYS JJDP Auditors

## Appendix IV

- ✓ Amity Police Department
- ✓ Arkadelphia Police Department
- ✓ Clark County Sheriff Department
- ✓ Gurdon Police Department
- ✓ Cleburne County Sherriff Department
- ✓ Heber Springs Police Department
- ✓ Greers Ferry Police Department
- ✓ Quitman Police Department
- ✓ Rison Police Department
- ✓ Cleveland County Sheriff Department
- ✓ Kingsland Police Department
- ✓ Conway County Sheriff Department
- ✓ Bay Police Department
- ✓ Bono Police Department
- ✓ Caraway Police Department
- ✓ Craighead County Sheriff Department
- ✓ Craighead County Juvenile Detention Center
- ✓ Lake City Police Department
- ✓ Monette Police Department
- ✓ Arkansas State University - Jonesboro Campus Police
- ✓ Dallas County Sheriff Department
- ✓ Fordyce Police Department
- ✓ Sparkman Police Department
- ✓ Franklin County Sheriff Department
- ✓ Ozark Police Department
- ✓ Grant County Sheriff Department
- ✓ Sheridan Police Department
- ✓ Malvern Police Department
- ✓ Hot Spring County Sheriff Department
- ✓ Howard County Sheriff Department
- ✓ Mineral Springs Police Department
- ✓ Dierks Police Department
- ✓ Nashville Police Department
- ✓ White River Regional Juvenile Detention Center
- ✓ Independence County Sheriff Department
- ✓ IZARD County Sheriff Department
- ✓ Jackson County Sheriff Department
- ✓ Diaz Police Department
- ✓ Newport Police Department
- ✓ Swifton Police Department
- ✓ Tuckerman Police Department
- ✓ Lamar Police Department
- ✓ Clarksville Police Department
- ✓ Johnson County Sheriff Department
- ✓ Luxora Police Department
- ✓ Dell Police Department
- ✓ Keiser Police Department
- ✓ Manila Police Department
- ✓ Leachville Police Department
- ✓ Gosnell Police Department
- ✓ Etowah Police Department
- ✓ Mississippi County Juvenile Detention Center
- ✓ Mississippi County Sheriff Department
- ✓ Blytheville Police Department
- ✓ Joiner Police Department
- ✓ Osceola Police Department
- ✓ Nevada County Sheriff Department
- ✓ Prescott Police Department
- ✓ Glenwood Police Department
- ✓ Murfreesboro Police Department
- ✓ Pike County Sheriff Department
- ✓ Bryant Police Department
- ✓ Hackett Police Department
- ✓ Greenwood Police Department
- ✓ Lavaca Police Department
- ✓ Fort Smith Police Department
- ✓ Sebastian County Sheriff Department
- ✓ Huntington Police Department
- ✓ Sebastian County Juvenile Detention Center
- ✓ Barling Police Department
- ✓ University of Arkansas - Fort Smith Campus Police
- ✓ Dardenelle Police Department
- ✓ Ola Police Department
- ✓ Plainview Police Department
- ✓ Yell County Juvenile Detention Center
- ✓ Danville Police Department
- ✓ Yell County Courthouse Annex - Dardenelle
- ✓ Yell County Sheriff Department - Danville Jail
- ✓ Yell County Sheriff Department - Dardanelle Jail
- ✓ Yell County Sheriff Department - CIS