



Oversight Report
Major Ron Stayton
Crimes Against Children Division

(JULY – SEPTEMBER 2015)

Introduction

This report shows the performance of the Arkansas State Police's Crimes Against Children Division (CACD) in the *first quarter* of the Fiscal year 2016.

The CACD is evaluated on six (6) performance indicators of compliance, which were developed during the Angela R. lawsuit in Federal Court in the 1990's. Also, the indicators are a part of the oversight of the agreement with the Arkansas Department of Human Services – Division of Children and Family Services (DCFS).

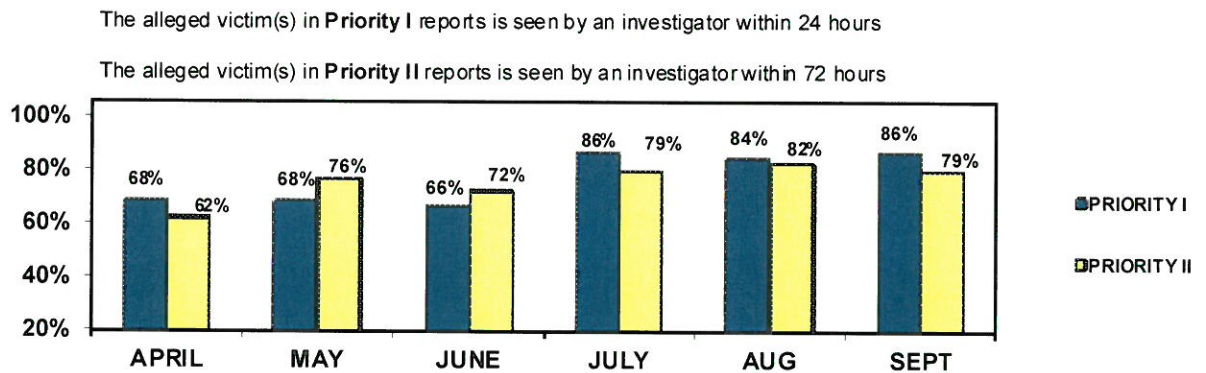
- ✓ Indicator 01b - The alleged victim(s) in Priority I reports is seen by an investigator within 24 hours.
- ✓ Indicator 02b - The alleged victim(s) in Priority II reports is seen by an investigator within 72 hours.
- ✓ Indicator 03b - All children in the home are seen during the investigation.
- ✓ Indicator 04b - The victim is interviewed/observed outside the presence of the offender.
- ✓ Indicator 05b - Parents/Caretakers are interviewed in all investigations.
- ✓ Indicator 06b - Investigations are concluded within 45 days of receipt of the allegation.

This report presents the Crimes Against Children Division's compliance rate with each of the performance indicators, followed by the individual sections' activity. The self-monitored areas are included in the appropriate section; if not previously presented in the performance indicator information.

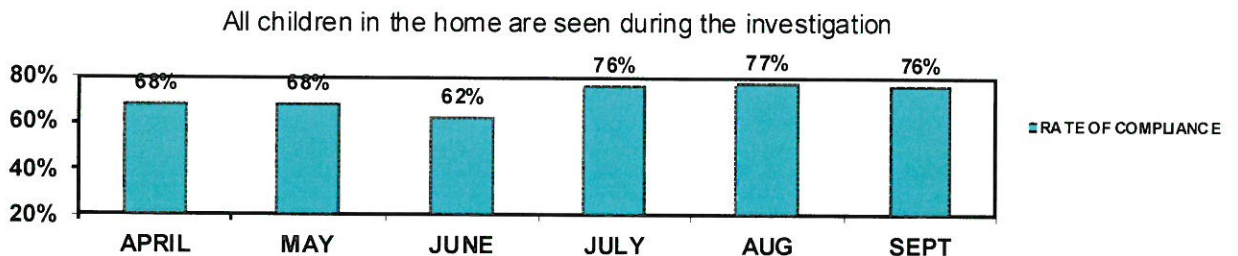
Compliance Rates

By agreement with the Department of Human Services, the Crimes Against Children Division is required to meet a minimum of 85% compliance in each Performance Indicator. The compliance rates reported here are from the monthly Compliance Outcome Report (COR) published by the Division of Children and Family Services.

Performance Indicators 1b and 2b require that victim children are seen within 24 hours in a Priority I and 72 hours in a Priority II allegation, respectively.

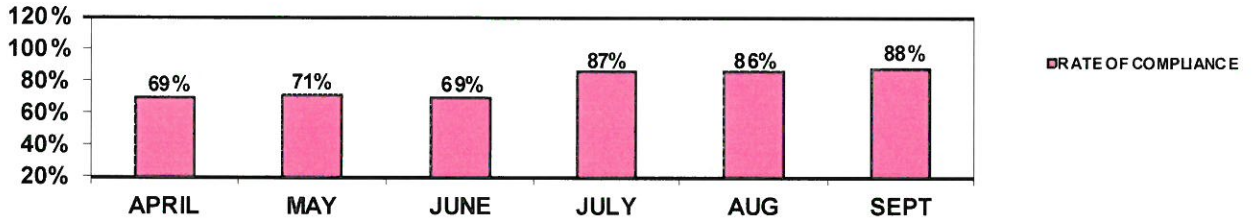


Performance indicators 3b – All children in the home are seen during the investigation.



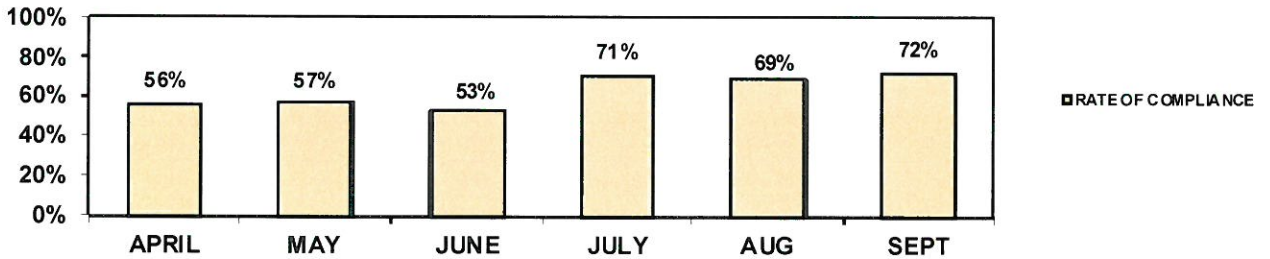
Performance indicator 4b – The child is interviewed (non-verbal children observed) outside the presence of the alleged offender.

The victim is interviewed/observed outside the presence of the offender



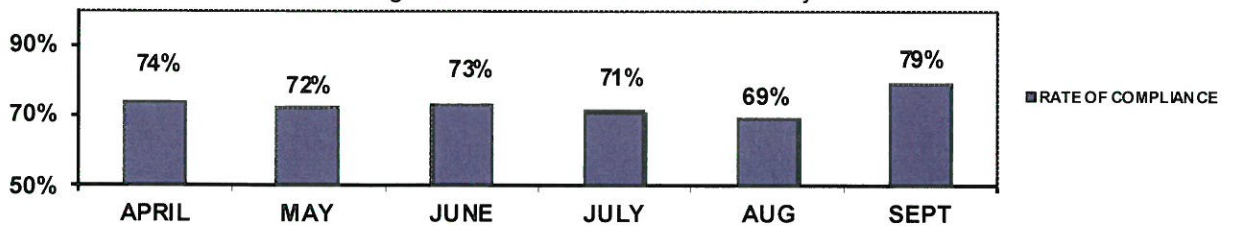
Performance indicators 5b – Parents/Caretakers are interviewed in all cases.

Parents/Caretakers are interviewed in all investigations



Performance indicator 6b – Investigations completed within 45 days of receipt.

Investigations are concluded within 45 days



Investigation Section

As demonstrated in the chart, the *'true'* rate averaged 38% for the months of **July, August** and **September**.

<u>Month</u>	<u>Opened</u>	<u>Closed</u>	<u>True</u>	<u>Sub Rate</u>	<u>Total Active</u>	<u>Active >45</u>
July	546	580	213	38%	1,040	366
August	466	427	165	39%	1,147	349
September	<u>545</u>	<u>557</u>	<u>201</u>	<u>36%</u>	<u>1,047</u>	<u>401</u>
Total	1,557	1,564	579	38%	3,234	1,116

When a Priority I allegation is received, local law enforcement is notified. The local agency has the option of conducting the investigation independently or jointly with CACD, or declining involvement at that point. If local authorities decline to investigate and if the CACD investigator finds sufficient information to suspect that a serious crime has occurred, the investigator shall contact the State Police Criminal Investigation Division (CID) and request that a criminal investigation be conducted.

Child Abuse Hotline

Hotline activity during the *three* (3) months:

	<u>Calls</u> <u>Received</u>	<u>Reports</u> <u>Accepted</u>
July	4,913	2,490
August	5,302	2,744
September	<u>5,849</u>	<u>3,105</u>
Total	16,064	8,339

The following chart demonstrates the relationship of the “Sexual & Physical Abuse” Priority I & II reports to the total number of cases accepted by the Hotline for investigation. The Hotline dispatched 1,666 Priority I cases for investigation by the CACD during the three-month period, while DCFS was assigned 6,673 Priority II cases.

	<u>Total</u> <u>Reports</u>	<u># Sexual &</u> <u>Physical</u> <u>Abuse</u>	<u>% Total = Sexual &</u> <u>Physical Abuse</u>
July	2,490	556	22%
August	2,744	544	20%
September	<u>3,105</u>	<u>566</u>	<u>18%</u>
Total	8,339	1,666	20%

**MANDATED REPORTER CALLS TO THE ARKANSAS STATE POLICE CHILD ABUSE HOTLINE
JULY - SEPTEMBER 2015**

Attorney Ad Litem	9
CACD Employee	87
CASA/Volunteer	11
Child Advocacy/Child Safety Center Employee	20
Child Care Worker or Foster Care Worker	9
Clergy	12
Contracted DHS Employee	1
Counselor/Therapist	680
Court Personnel	10
Day Care Provider	89
Dentist	1
DHS Employee	276
Domestic Abuse Advocate	8
Domestic Violence Shelter Employee/Volunteer	2
FINS Officer	4
Foster Parent	13
Hospital Personnel	133
Judge	3
Juvenile Probation Officer	57
Law Enforcement	1255
Mental Health Professional	150
Nurse/Other Medical Professional	399
Physician	44
Prosecuting Attorney	4
Rape Crisis Advocate	0
Resident Intern	1
School	362
School Counselor	493
School Official	96
Teacher	297
Social Worker	359
Surgeon	0
Victim Assistance Professional	0
Victim/Witness Coordinator	0
MANDATED REPORTERS	4,885

SECTION II

**CRIMES AGAINST CHILDREN
DIVISION**

**SEVERE PHYSICAL & SEXUAL
ABUSE ALLEGATIONS REPORTED
BY TYPE
&
CIVILIAN INVESTIGATORS' ACTIVITIES**

QUARTERLY REPORT

JULY - SEPTEMBER 2015

ABUSE ALLEGATIONS REPORTED BY TYPE

JULY 2015		AUGUST 2015		SEPTEMBER 2015	
<u>Allegation Title</u>	<u># Reported</u>	<u>Allegation Title</u>	<u># Reported</u>	<u>Allegation Title</u>	<u># Reported</u>
Bruises, Cuts & Welts	25	Bruises, Cuts & Welts	11	Bruises, Cuts & Welts	26
Abuse with a Deadly Weapon	3	Abuse with a Deadly Weapon	3	Abuse with a Deadly Weapon	5
Bone Fractures	8	Bone Fractures	5	Bone Fractures	13
Brain Damage/Skull Fracture	3	Brain Damage/Skull Fracture	4	Brain Damage/Skull Fracture	5
Burns/Scalding	14	Burns/Scalding	12	Burns/Scalding	20
Failure to Protect/Thrive	26/1	Failure to Protect/Thrive	27/0	Failure to Protect/Thrive	16/0
Immersion/DEATH	0/13	Immersion/DEATH	0/9	Immersion/DEATH	1 / 2
Indecent Exposure	17	Indecent Exposure	12	Indecent Exposure	22
Internal Injuries	0	Internal Injuries	1	Internal Injuries	1
Juvenile Aggressor	41	Juvenile Aggressor	29	Juvenile Aggressor	40
Malnutrition	1	Malnutrition	1	Malnutrition	0
Medical Neglect of Dis. Infant	0	Medical Neglect of Dis. Infant	0	Medical Neglect of Dis. Infant	0
Oral Sex/Mental Injury	36/1	Oral Sex/Mental Injury	34/0	Oral Sex/Mental Injury	31/1
Poison/Noxious	1	Poison/Noxious	5	Poison/Noxious	2
Pornography	15	Pornography	17	Pornography	19
Sexual Contact	278	Sexual Contact	281	Sexual Contact	275
Sexual Exploitation	14	Sexual Exploitation	21	Sexual Exploitation	19
Sexual Penetration	106	Sexual Penetration	105	Sexual Penetration	111
Sexual Solicitation/Voyeurism	2/7	Sexual Solicitation/Voyeurism	2/12	Sexual Solicitation/Voyeurism	9/4
Subdural Hematoma	2	Subdural Hematoma	0	Subdural Hematoma	0
Suffocation	27	Suffocation	18	Suffocation	28
Threat of Harm	22	Threat of Harm	19	Threat of Harm	33
Total for Month	663	Total for Month	628	Total for Month	683

ASP-CACD
JULY - SEPTEMBER 2015

COUNTY	CASES ASSIGNED	ESTIMATED POPULATION (US Census Bureau 2014)
Arkansas	12	18,594
Ashley	8	20,948
Baxter	13	40,857
Benton	126	242,321
Boone	26	37,196
Bradley	2	11,148
Calhoun	0	5,202
Carroll	19	27,744
Chicot	5	11,180
Clark	19	22,576
Clay	15	15,118
Cleburne	12	25,634
Cleveland	11	8,449
Columbia	11	23,933
Conway	13	21,083
Craighead	55	102,518
Crawford	30	61,697
Crittenden	30	49,548
Cross	14	17,227
Dallas	10	7,755
Desha	6	12,264
Drew	12	18,622
Faulkner	48	120,768
Franklin	10	17,805
Fulton	10	12,125
Garland	61	97,322
Grant	7	18,144
Greene	41	43,694
Hempstead	10	22,327
Hot Spring	22	33,368
Howard	4	13,500
Independence	18	36,959
Izard	4	13,486
Jackson	8	17,534
Jefferson	33	72,297
Johnson	17	26,005
Lafayette	3	7,111
Lawrence	7	16,931
Lee	7	9,860
Lincoln	9	13,970
Little River	2	12,532

ASP-CACD
JULY - SEPTEMBER 2015

COUNTY	CASES ASSIGNED	ESTIMATED POPULATION (US Census 2014)
Logan	16	21,958
Lonoke	24	71,557
Madison	8	15,740
Marion	7	16,367
Miller	25	43,428
Mississippi	33	44,235
Monroe	3	7,582
Montgomery	4	9,082
Nevada	3	8,723
Newton	6	7,904
Ouachita	12	24,828
Perry	2	10,245
Phillips	10	19,930
Pike	9	11,024
Poinsett	14	24,246
Polk	17	20,225
Pope	16	63,201
Prairie	6	8,304
Pulaski	220	392,702
Randolph	16	17,571
St. Francis	7	26,899
Saline	57	115,719
Scott	7	10,693
Searcy	5	7,929
Sebastian	57	126,776
Sevier	7	17,426
Sharp	10	16,906
Stone	3	12,494
Union	16	40,227
Van Buren	4	16,851
Washington	104	220,792
White	41	78,592
Woodruff	6	6,910
Yell	12	21,951
TOTAL	1,557	

SECTION III

-

CRIMES AGAINST CHILDREN DIVISION

-

ALLEGATION TYPES AND ALLEGED VICTIM CHILDREN

&

**IDENTIFIED ALLEGED OFFENDER RELATIONSHIPS
WITH ALLEGED VICTIM CHILDREN**

-

JULY - SEPTEMBER 2015

**CACD Breakdown of the Allegation Types and Alleged Victim Children that were Cited in All Referrals that were Accepted for Investigation
JULY - SEPTEMBER 2015**

ALLEGATION TYPE	Number of Referrals in which Allegation was Cited	Percentage (%) of All Referrals in which Allegation was Cited	Total Alleged Victim Children Involved in Allegation	0 to 1 Years	%	2 to 5 Years	%	6 to 9 Years	%	10 to 13 Years	%	14 Years and Older	%	Age Unknown	%
Sexual Contact	811	64.1	880	9	0.01	161	0.18	148	0.17	201	0.23	317	0.36	44	0.05
Sexual Penetration	364	28.8	380	3	0.007	52	0.14	45	0.12	94	0.25	173	0.45	13	0.03
Oral Sex	133	10.5	147	2	0.01	31	0.08	29	0.2	38	0.26	43	0.29	4	0.03
Sexual Exploitation	56	4.4	69	2	0.03	6	0.09	14	0.2	18	0.26	27	0.39	2	0.03
Indecent Exposure	56	4.4	74	0	0	13	0.18	23	0.31	17	0.23	12	0.16	9	0.12
Voyeurism	11	0.9	13	0	0	0	0	3	0.23	8	0.61	2	0.15	0	0
Live Sex Acts/Pornography (Exposure)	70	5.5	96	1	0.04	16	0.17	27	0.28	27	0.28	18	0.19	7	0.07
Live Sex Acts/Pornography (Forced)	2	0.2	2	2	1	0	0	0	0	0	0	0	0	0	0
Live Sex Acts/Pornography (Permitting or Encouraging)	4	0.4	4	0	0	1	0.25	0	0	2	0.5	1	0.25	0	0
Total of Victim's by Age				19		280		289		405		593		79	

*Multiple Allegations Can Be Cited for Each Referral

Breakdown of the Identified Relationships that Alleged Offenders have with Alleged Victim Children, by Allegation Type

JULY - SEPTEMBER 2015

ALLEGATION TYPE	Total Number of Relationship Types Cited for Allegation	Type of Relationship that Offender Has with Alleged Victim(s)	Number of Referrals in which Relationship Type was Identified	0 to 9 Years	10 to 19 Years	20 to 29 Years	30 to 39 Years	40 to 49 Years	50 to 59 Years	60 to 69 Years	70 and Older	Unknown
Sexual Contact	871	Mother	17	0	0	6	8	1	0	0	0	2
		Father	101	0	0	15	50	7	9	1	0	19
		No Relation	260	0	73	48	23	12	11	5	2	86
		Brother	55	0	35	6	2	0	0	0	0	12
		Sister	5	1	3	0	0	0	0	0	0	1
		Unknown	51	1	2	3	0	1	1	1	0	42
		Cousin	56	0	33	7	2	1	0	0	0	13
		Grandparent	42	0	0	0	0	4	12	7	8	11
		No Selection	23	0	3	5	2	1	1	1	0	10
		Live-in/Significant Other	44	0	4	8	15	10	0	1	0	6
		Other Relative	5	0	0	2	1	0	2	0	0	0
		Friend	36	0	14	2	2	4	1	1	0	12
		Great Aunt/Uncle	8	0	0	0	0	0	2	2	2	2
		Aunt/Uncle	69	0	14	13	13	9	4	1	1	14
		StepFather	68	0	1	12	30	10	2	1	0	12
		Guardian	3	0	0	0	0	1	0	0	0	2
		Neighbor	16	0	4	1	2	1	1	0	0	7
		StepMother	1	0	0	0	0	0	0	0	0	1
		Staff Person	4	0	0	0	3	0	0	0	1	0
		Teacher	4	0	0	0	2	0	0	0	0	2
		Great Grandparent	2	0	0	0	0	0	0	0	1	1
		Student	1	0	1	0	0	0	0	0	0	0

**Breakdown of the Identified Relationships that Alleged Offenders have with Alleged Victim Children, by Allegation Type
JULY - SEPTEMBER 2015**

ALLEGATION TYPE	Total Number of Relationship Types Cited for Allegation	Type of Relationship that Offender Has with Alleged Victim(s)	Number of Referrals in which Relationship Type was Identified	0 to 9 Years	10 to 19 Years	20 to 29 Years	30 to 39 Years	40 to 49 Years	50 to 59 Years	60 to 69 Years	70 and Older	Unknown
Sexual Penetration	385	Mother	4	0	0	3	0	0	0	0	0	1
		Father	32	0	0	7	17	3	3	1	0	1
		No Relation	132	0	37	32	6	5	6	1	1	44
		Brother	28	0	19	4	0	0	0	0	0	5
		Sister	1	1	0	0	0	0	0	0	0	0
		Unknown	22	1	0	1	0	1	1	1	0	17
		Cousin	26	0	18	4	1	1	0	0	0	2
		Grandparent	10	0	0	0	0	1	3	0	3	3
		No Selection	8	0	2	2	1	1	0	0	0	2
		Live-in/Significant Other	24	0	4	4	11	3	0	1	0	1
		Friend	22	0	9	2	1	2	1	0	0	7
		Aunt/Uncle	33	0	8	7	6	7	0	0	1	4
		Staff Person	1	0	0	0	0	0	0	0	1	0
		StepFather	22	0	1	2	10	2	0	1	0	6
		Neighbor	6	0	2	1	1	0	0	0	0	2
		Teacher	2	0	0	0	1	0	0	0	0	1
		Student	1	0	1	0	0	0	0	0	0	0
		Great Grandparent	1	0	0	0	0	0	0	0	1	0
		Other Relative	3	0	0	2	1	0	0	0	0	0
		Guardian	3	0	0	0	0	1	0	0	0	2
		Great Aunt/Uncle	4	0	0	0	0	0	0	2	0	2

**Breakdown of the Identified Relationships that Alleged Offenders have with Alleged Victim Children, by Allegation Type
JULY - SEPTEMBER 2015**

ALLEGATION TYPE	Total Number of Relationship Types Cited for Allegation	Type of Relationship that Offender Has with Alleged Victim(s)	Number of Referrals in which Relationship Type was Identified	0 to 9 Years	10 to 19 Years	20 to 29 Years	30 to 39 Years	40 to 49 Years	50 to 59 Years	60 to 69 Years	70 and Older	Unknown
Sex (Oral)	136	Mother	2	0	0	1	0	1	0	0	0	0
		Father	14	0	0	0	12	1	0	0	0	1
		No Relation	32	0	13	9	5	0	1	0	0	4
		Brother	16	0	12	3	1	0	0	0	0	0
		Friend	4	0	0	0	1	1	0	0	0	2
		Unknown	5	0	0	1	0	0	1	0	0	3
		Cousin	13	0	10	1	0	0	0	0	0	2
		Grandparent	7	0	0	0	0	1	1	2	0	3
		No Selection	2	0	1	1	0	0	0	0	0	0
		Live-in/Significant Other	9	0	0	4	3	2	0	0	0	0
		Stepfather	13	0	0	3	6	0	0	1	0	3
		Teacher	1	0	0	0	1	0	0	0	0	0
		Aunt/Uncle	12	0	6	0	2	2	1	0	0	1
		Staff Person	1	0	0	0	1	0	0	0	0	0
		StepMother	1	0	0	0	1	0	0	0	0	0
		Neighbor	3	0	0	1	1	0	0	0	0	1
		Guardian	1	0	0	0	0	0	0	0	0	1

**Breakdown of the Identified Relationships that Alleged Offenders have with Alleged Victim Children, by Allegation Type
JULY - SEPTEMBER 2015**

ALLEGATION TYPE	Total Number of Relationship Types Cited for Allegation	Type of Relationship that Offender Has with Alleged Victim(s)	Number of Referrals in which Relationship Type was Identified	0 to 9 Years	10 to 19 Years	20 to 29 Years	30 to 39 Years	40 to 49 Years	50 to 59 Years	60 to 69 Years	70 and Older	Unknown
Sexual Exploitation	63	Mother	13	0	0	0	9	4	0	0	0	0
		Father	16	0	0	3	6	1	1	0	0	5
		No Relation	10	0	3	1	1	2	0	0	0	3
		Aunt/Uncle	5	0	0	2	0	2	0	0	0	1
		Unknown	2	0	0	1	0	0	0	0	0	1
		Stepfather	4	0	0	0	3	0	0	0	0	1
		Sister	1	0	0	0	0	0	0	0	0	1
		Grandparent	3	0	0	0	0	0	3	0	0	0
		Brother	3	0	1	1	0	0	0	0	0	1
		Other Relative	1	0	1	0	0	0	0	0	0	0
		Live-in/Significant Other	1	0	0	0	0	0	0	0	0	1
		Guardian	1	0	0	0	0	1	0	0	0	0
		Friend	2	0	1	0	1	0	0	0	0	0
		Neighbor	1	0	0	0	1	0	0	0	0	0

Breakdown of the Identified Relationships that Alleged Offenders have with Alleged Victim Children, by Allegation Type

JULY - SEPTEMBER 2015

ALLEGATION TYPE	Total Number of Relationship Types Cited for Allegation	Type of Relationship that Offender Has with Alleged Victim(s)	Number of Referrals in which Relationship Type was Identified	0 to 9 Years	10 to 19 Years	20 to 29 Years	30 to 39 Years	40 to 49 Years	50 to 59 Years	60 to 69 Years	70 and Older	Unknown	
Indecent Exposure	62	Mother	4	0	0	2	1	0	0	0	0	1	
		Father	15	0	0	1	9	1	0	1	0	0	3
		No Relation	15	0	6	0	2	4	0	0	0	2	1
		Brother	3	0	3	0	0	0	0	0	0	0	0
		Cousin	5	0	2	0	0	0	1	0	0	0	2
		Stepfather	6	0	0	2	2	0	2	0	0	0	0
		Aunt/Uncle	4	0	0	0	0	1	1	1	1	0	1
		Guardian	1	0	0	0	0	0	0	0	1	0	0
		Live in/Significant Other	2	0	0	0	2	0	0	0	0	0	0
		Friend	1	0	0	0	0	0	0	0	1	0	0
		Grandparent	3	0	0	0	0	0	0	1	1	1	0
		Neighbor	1	0	0	0	0	0	0	0	0	0	1
		No Selection	2	0	0	1	0	0	0	0	0	0	1
Voyeurism	13	Father	3	0	0	0	0	2	1	0	0	0	
		No Relation	2	0	0	0	2	0	0	0	0	0	0
		Stepfather	2	0	0	0	1	1	0	0	0	0	0
		Brother	2	0	2	0	0	0	0	0	0	0	0
		Live-In/Significant Other	3	0	0	0	1	1	0	0	0	0	1
		Aunt/Uncle	1	0	0	0	0	0	1	0	0	0	0

Breakdown of the Identified Relationships that Alleged Offenders have with Alleged Victim Children, by Allegation Type

JULY - SEPTEMBER 2015

ALLEGATION TYPE	Total Number of Relationship Types Cited for Allegation	Type of Relationship that Offender Has with Alleged Victim(s)	Number of Referrals in which Relationship Type was Identified	0 to 9 Years	10 to 19 Years	20 to 29 Years	30 to 39 Years	40 to 49 Years	50 to 59 Years	60 to 69 Years	70 and Older	Unknown
Pornography/Exposure to Live Sex Act	101	Mother	24	0	0	9	9	3	0	0	0	3
		Father	18	0	0	2	13	2	1	0	0	0
		No Relation	13	0	2	2	3	2	1	0	0	3
		Grandparent	7	0	0	0	0	1	1	2	1	2
		Stepfather	9	0	0	2	6	1	0	0	0	0
		Aunt/Uncle	3	0	0	1	1	0	0	0	0	1
		Cousin	4	0	2	2	0	0	0	0	0	0
		Live-in/Significant Other	6	0	0	2	1	2	0	0	0	1
		Sister	2	0	1	0	0	0	0	0	0	1
		No selection	2	0	0	1	0	0	0	0	0	1
		Friend	1	0	1	0	0	0	0	0	0	0
		Neighbor	1	0	0	0	1	0	0	0	0	0
		Unknown	3	0	0	2	0	0	0	0	0	1
		Brother	6	1	3	0	0	0	0	0	0	2
		Guardian	2	0	0	0	0	1	0	0	0	1
Encouraging Pornography/Live Sex Acts	3	Aunt/Uncle	1	0	0	0	0	1	0	0	0	0
		Brother	1	0	0	0	0	1	0	0	0	0
		Stepfather	1	0	0	0	0	1	0	0	0	0
Permitting Pornography/Live Sex Acts	1	Father	1	1	0	0	0	0	0	0	0	0

ARKANSAS PROSECUTING ATTORNEY'S

Fletcher Long
Prosecuting Attorney/1st Judicial Circuit
313 S. IZARD STREET-P.O. Box 365
FORREST CITY, AR 72335
(870) 261-1747 FAX (870) 261-1742

Scott Ellington
Prosecuting Attorney/2nd Judicial Circuit
511 Union Street, Suite 342
JONESBORO, AR 72401
(870) 972-4779 FAX (870) 972-1700

Henry H. Boyce
Prosecuting Attorney/3rd Judicial Circuit
JACKSON COUNTY COURTHOUSE
208 Main Street Suite 31
Newport, AR 72112
(870) 523-7428 FAX (870) 523-7433

John Threet
Prosecuting Attorney/4th Judicial Circuit
280 North College, Suite 301
FAYETTEVILLE, AR 72701
(479) 444-1570 FAX (479) 444-1594

David Gibbons
Prosecuting Attorney/5th Judicial Circuit
100 W. Main Street-4th floor
RUSSELLVILLE, AR 72801
(479) 968-8600 FAX (479) 967-1086

Larry Jegley
Prosecuting Attorney/6th Judicial Circuit
224 South Spring Street
LITTLE ROCK, AR 72201
(501) 340-8000 FAX (501) 340-8049

Stephen Shirron
Prosecuting Attorney/7th Judicial Circuit
215 E. Highland, Suite 4
MALVERN, AR 72140
(870) 337-1468 FAX (870) 337-9441

Christy McQueen
Prosecuting Attorney/8th North Judicial Circuit
P.O. Box 1216
HOPE, AR 71802-1216
(870) 777-0900 FAX (870) 722-2904

Carlton Jones
Prosecuting Attorney/8th South Judicial Circuit
412 Laurel Ave. #6
TEXARKANA, AR 71854
(870) 774-1002 FAX (870) 772-9315

Blake Batson
Prosecuting Attorney/9th East Judicial Circuit
414 Court Street
ARKADELPHIA, AR 71923
(870) 246-9868 FAX (888) 251-9536

Bryan Chesshir
Prosecuting Attorney/9th West Judicial Circuit
P.O. Box 158
ASHDOWN, AR 71582
(870) 845-5030 FAX (870) 845-0268

Thomas Deen
Prosecuting Attorney/10th Judicial Circuit
506 South Main Street
MONTICELLO, AR 71655
(870) 367-9896 FAX (870) 367-9696

Robert Dittrich
Prosecuting Attorney/11th East Judicial Circuit
305 S. College-P.O. Box 845
STUTTGART, AR 72160
(870) 673-3048 FAX (870) 673-4431

Kyle Hunter
Prosecuting Attorney/11th West Judicial Circuit
101 West Barraque/P.O. Box 9090
PINE BLUFF, AR 71611-9090
(870) 541-5387 FAX (870) 536-3613

Daniel Shue
Prosecuting Attorney/12th Judicial Circuit
901 South B Street, Suite 209
FORT SMITH, AR 72901
(479) 783-8976 FAX (479) 784-1551

Ian Vickery
Prosecuting Attorney/13th Judicial Circuit
307 American Road/Room 114
EL DORADO, AR 71730
(870) 864-1960 FAX (870) 864-1964

ARKANSAS PROSECUTING ATTORNEY'S

Ron Kincade
Prosecuting Attorney/14th Judicial Circuit
301 East 6th Street, Suite 170
Mt. Home, AR 72653
(870) 425-2595 (870) 425-2596

Tom Tatum II
Prosecuting Attorney/15th Judicial Circuit
P.O. Box 1599
Dardanelle, AR 72833
(479) 495-4550 FAX (479) 495-7992

Don McSpadden
Prosecuting Attorney/16th Judicial Circuit
368 East Main/Suite 300 P.O. Box 2051
Batesville, AR 72503
(870) 793-8825 FAX (870) 793-8870

Chris Raff
Prosecuting Attorney/17th Judicial Circuit
411 North Spruce
Searcy, AR 72143
(501) 279-6236 FAX (501) 279-2072

Steve Oliver
Prosecuting Attorney/18th East Judicial Circuit
501 Ouachita Avenue
Hot Springs, AR 71901
(501) 622-3720 FAX (501) 622-3797

Andy Riner
Prosecuting Attorney/18th West Judicial Circuit
P.O. Box 1721
Mena, AR 71953
(479) 394-1964 FAX (479) 394-6173

Tony Rogers
Prosecuting Attorney/19th Judicial Circuit
202 N Springfield/ P.O. Box 536
Berryville, AR 72616
(479) 271-1030 FAX (479) 423-6624

Van Stone
Prosecuting Attorney/ 19th West Judicial Circuit
100 Northeast A Street
Bentonville, AR 72712
(479) 271-1030 FAX (479) 271-1073

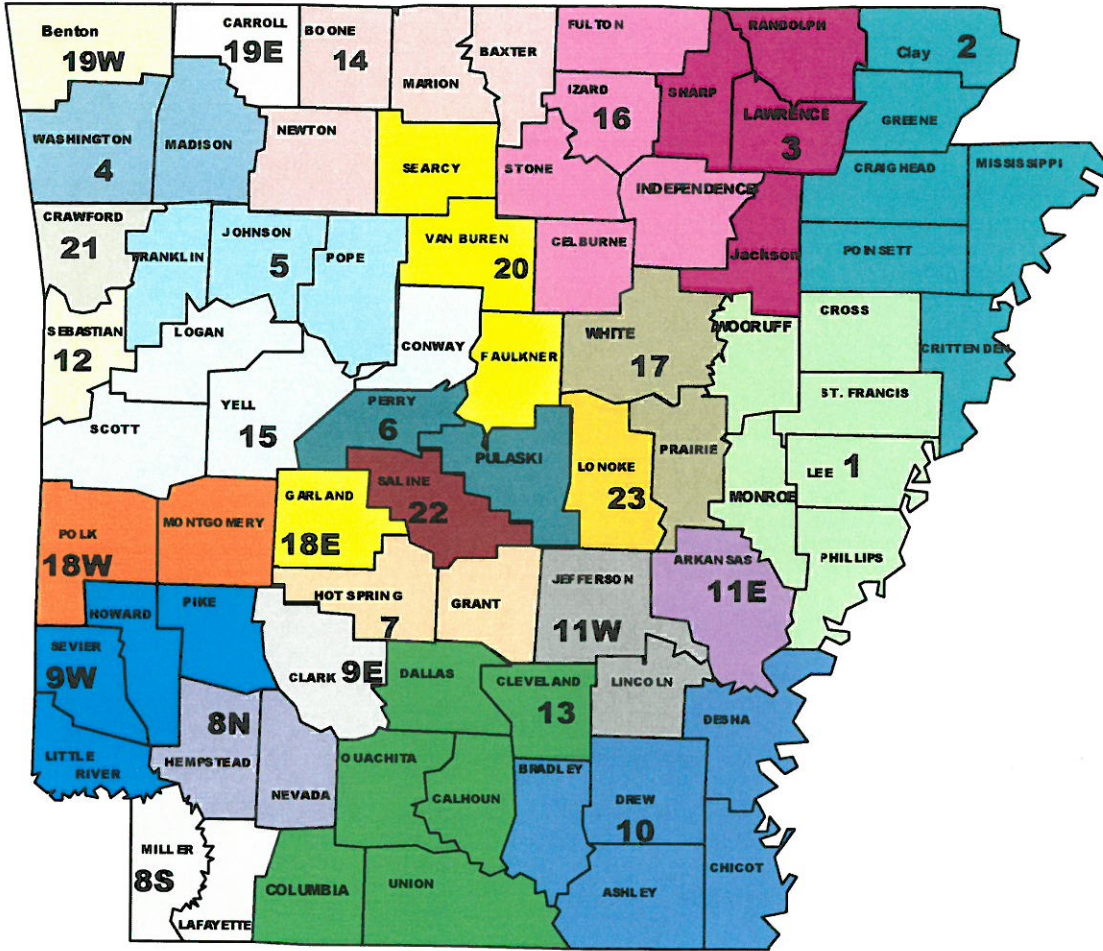
Cody Hiland
Prosecuting Attorney/ 20th Judicial Circuit
P.O. Box 550 / 609 Locust Street
Conway, AR 72033
(501) 450-4927 FAX (501) 450-7607

Mare McCune
Prosecuting Attorney/ 21st Judicial Circuit
206 South 3rd Street
Van Buren, AR 72956
(479) 474-5000 FAX (479) 471-3256

Ken Casady
Prosecuting Attorney/22nd Judicial Circuit
102 S. Main/ Saline County Judicial Building
Benton, AR 72015
(501) 315-7767 FAX (501) 315-3171

Chuck Graham
Prosecuting Attorney/23rd Judicial Circuit
301 North Center, Suite 301
Lonoke, AR 72086
(501) 676-2807 FAX (501) 676-3044

Arkansas Judicial Districts 2015



SECTION IV

-

CRIMES AGAINST CHILDREN DIVISION

-

CASES SUBMITTED TO PROSECUTING ATTORNEY

-

JULY - SEPTEMBER 2015

Judicial District 1			
Cases Submitted to PA (18)	Declined by PA (8)	Charges Filed (6)	Pending (4)
Sexual Abuse/Rape (16)		Rape (2 Charges)	
Abuse (2)		Sexual Assault 1st Degree (3 Charges)	
		Domestic Battery	
Judicial District 2			
Cases Submitted to PA (48)	Declined by PA (24)	Charges Filed (19)	Pending (5)
Sexual Abuse/Rape (41)		Rape (4 Charges)	
Abuse (7)		Sexual Assault 2nd Degree (4 Charges)	
		Sexual Assault 4th Degree (5 Charges)	
		Domestic Battery 2nd Degree (4 Charges)	
		Domestic Battery 3rd Degree (2 Charges)	
Judicial District 3			
Cases Submitted to PA (7)	Declined by PA (1)	Charges Filed (4)	Pending (2)
Sexual Abuse/Rape (4)		Rape	
Abuse (3)		Sexual Assault 2nd Degree (3 Charges)	
Judicial District 4			
Cases Submitted to PA (19)	Declined by PA (8)	Charges Filed (6)	Pending (5)
Sexual Abuse/Rape (15)		Rape (2 Charges)	
Abuse (4)		Sexual Assault 4th Degree (2 Charges)	
		Domestic Battery 3rd Degree (2 Charges)	
Judicial District 5			
Cases Submitted to PA (12)	Declined by PA (4)	Charges Filed (5)	Pending (3)
Sexual Abuse/Rape (10)		Sexual Assault 2nd Degree (2 Charges)	
Abuse (2)		Sexual Assault 4th Degree	
		Sexual Indecency with a Child	
		Domestic Battery 3rd Degree	
Judicial District 6			
Cases Submitted to PA (24)	Declined by PA (9)	Charges Filed (5)	Pending (10)
Sexual Abuse/Rape (18)		Rape (2 Charges)	
Physical Abuse (6)		Domestic Battery (2 Charges)	
		Domestic Battery 2nd Degree	

Judicial District 7			
Cases Submitted to PA (8)	Declined by PA (3)	Charges Filed (2)	Pending (3)
Sexual Abuse/Rape (5)		Rape	
Physical Abuse (3)		Domestic Battery 3rd Degree	
Judicial District 8 S			
Cases Submitted to PA (4)	Declined by PA (1)	Charges Filed (0)	Pending (3)
Sexual Abuse/Rape (3)			
Abuse (1)			
Judicial District 8 N			
Cases Submitted to PA (5)	Declined by PA (3)	Charges Filed (1)	Pending (1)
Sexual Abuse/Rape (5)		Rape	
Judicial District 9 W			
Cases Submitted to PA (18)	Declined by PA (7)	Charges Filed (5)	Pending (6)
Sexual Abuse/Rape (11)		Rape (2 Charges)	
Physical Abuse (7)		Sexual Assault 2nd Degree (3 Charges)	
Judicial District 9 E			
Cases Submitted to PA (1)	Declined by PA (0)	Charges Filed (0)	Pending (1)
Abuse/Neglect (1)			
Judicial District 10			
Cases Submitted to PA (11)	Declined by PA (4)	Charges Filed (6)	Pending (1)
Sexual Abuse/Rape (8)		Rape (4 Charges)	
Physical Abuse (3)		Sexual Assault 3rd Degree (2 Charges)	
Judicial District 11 W			
Cases Submitted to PA (16)	Declined by PA (8)	Charges Filed (7)	Pending (1)
Sexual Abuse/Rape (11)		Rape (3 Charges)	
Abuse/Neglect (5)		Sexual Assault 2nd Degree (2 Charges)	
		Domestic Battery 2nd Degree (2 Charges)	
Judicial District 11 E			
Cases Submitted to PA (2)	Declined by PA (1)	Charges Filed (1)	Pending (0)
Sexual Abuse (2)		Rape	

Judicial District 12			
Cases Submitted to PA (31)	Declined by PA (12)	Charges Filed (13)	Pending (6)
Sexual Abuse/Rape (27)		Rape (3 Charges)	
Physical Abuse (4)		Sexual Assault 2nd Degree (4 Charges)	
		Sexual Assault 1st Degree (2 Charges)	
		Domestic Battery 2nd Degree (2 Charges)	
		Endangering the Welfare of a Minor (2 Charges)	
Judicial District 13			
Cases Submitted to PA (28)	Declined by PA (15)	Charges Filed (9)	Pending (4)
Sexual Abuse/Rape (24)		Rape (4 Charges)	
Physical Abuse (4)		Sexual Assault 2nd Degree (2 Charges)	
		Sexual Indecency with a Child	
		Permitting Abuse (2 Charges)	
Judicial District 14			
Cases Submitted to PA (19)	Declined by PA (7)	Charges Filed (4)	Pending (8)
Sexual Abuse/Rape (11)		Rape (2 Charges)	
Physical Abuse (8)		Domestic Battery 1st Degree (2 Charges)	
Judicial District 15			
Cases Submitted to PA (8)	Declined by PA (3)	Charges Filed (3)	Pending (2)
Sexual Abuse/Rape (5)		Rape	
Physical Abuse (3)		Sexual Assault 2nd Degree (2 Charges)	
Judicial District 16			
Cases Submitted to PA (12)	Declined by PA (4)	Charges Filed (3)	Pending (5)
Sexual Abuse/Rape (8)		Rape (2 Charges)	
Physical Abuse (4)		Domestic Battery 3rd Degree	
Judicial District 17			
Cases Submitted to PA (15)	Declined by PA (6)	Charges Filed (4)	Pending (5)
Sexual Abuse (9)		Rape (2 Charges)	
Abuse (6)		Sexual Assault 2nd Degree (2 Charges)	
Judicial District 18 E			
Cases Submitted to PA (22)	Declined by PA (14)	Charges Filed (4)	Pending (4)
Sexual Abuse/Rape (16)		Rape	
Physical Abuse (6)		Endangering the Welfare of a Minor (3 Charges)	
Judicial District 18 W			
Cases Submitted to PA (3)	Declined by PA (2)	Charges Filed (1)	Pending (0)
Sexual Abuse/Rape (3)		Sexual Indecency with a Child	
Judicial District 19 W			
Cases Submitted to PA (9)	Declined by PA (3)	Charges Filed (5)	Pending (1)
Sexual Abuse/Rape (7)		Rape (3 Charges)	
Physical Abuse (2)		Sexual Indecency with a Child (2 Charges)	

Judicial District 19 E			
Cases Submitted to PA (17)	Declined by PA (7)	Charges Filed (7)	Pending (3)
Sexual Abuse/Rape (12)		Rape (3 Charges)	
Abuse (5)		Sexual Assault 1st Degree	
		Sexual Assault 2nd Degree (2 Charges)	
		Endangering the Welfare of a Minor	
Judicial District 20			
Cases Submitted to PA (25)	Declined by PA (13)	Charges Filed (5)	Pending (7)
Sexual Abuse/Rape (19)		Rape (2 Charges)	
Abuse (6)		Sexual Assault (2 Charges)	
		Sexual Assault 2nd Degree (3 Charges)	
Judicial District 21			
Cases Submitted to PA (17)	Declined by PA (6)	Charges Filed (3)	Pending (8)
Sexual Abuse (12)		Rape	
Physical Abuse (5)		Domestic Battery 3rd Degree	
		Posion/Noxious Substance	
Judicial District 22			
Cases Submitted to PA (14)	Declined by PA (4)	Charges Filed (6)	Pending (4)
Sexual Abuse (12)		Rape (3 Charges)	
Abuse (2)		Sexual Assault 1st Degree	
		Manufacturing Meth	
Judicial District 23			
Cases Submitted to PA (23)	Declined by PA (12)	Charges Filed (8)	Pending (3)
Sexual Abuse/Rape (17)		Rape (2 Charges)	
Abuse (6)		Sexual Assult 2nd Degree (2 Charges)	
		Endangering the Welfare of a Minor	
		Domestic Battery 1st Degree (2 Charges)	
		Permitting Abuse	

Total Cases Sumitted: 436
Total Charges Declined: 189 33%
Total Charges Filed 142 43%
Total Cases Pending: 105 24%

NOTE: The standard for submitting cases to Prosecuting Attorneys is different than the standard used to determine what cases will actually be prosecuted. The decision to submit a case is made using a preponderance of the evidence standard, the same as is used in civil cases. The decision to actually charge criminally is made using a beyond a reasonable doubt standard; an evaluation which requires significantly more probative evidence than any other standard of proof used in the law.