

FY 2015

EXHIBIT G



Division of Youth Services

ANNUAL REPORT

FY2015

Table of Contents

Executive Summary	p. 2
DYS Vision & Mission Statements.....	p. 4
Figure 1: Commitments by Offense	p. 5
Figure 2: First Commitments vs. Recommits	p. 6
Figure 3: Violent vs. Non-Violent	p. 7
Figure 4a: Person vs. Non-Person	p. 8
Figure 4b: Non-Person by Category	p. 9
Figure 5a: Commitments by Age & Gender	p. 10
Figure 5b: Commitments by Age & Race	p. 11
Figure 5c: Commitments by Age, Gender, & Race	p. 12
Figure 6: Commitments by Gender	p. 13
Figure 7a: Commitments by Race	p. 14
Figure 7b-1: Commitments by Race by County	p. 15
Figure 7b-2: Commitments by Race by County	p. 16
Figure 8a: Commitments by District	p. 17
Figure 8b-1: Commitments by District by Year	p. 18
Figure 8b-2: Commitments by District by Year	p. 19
Figure 8c: Total Commitments for FY2015 with Reference to Previous Years	p. 20
Figure 9: Facility Bed Rates & Annual Cost	p. 21
Figure 10a: Youth Served by Community-Based Provider (CBP) Services	p. 22
Figure 10b: Community-Based Units Services by Program Designation	p. 23
Appendix I: Map of AR DHS Treatment Centers, Programs, and Providers	p. 24
Appendix II: Map of AR Juvenile Detention Centers	p. 25
Appendix III: Child Maltreatment Incident Reporting & Investigation Procedure ...	p. 26



PATHWAYS TO POSSIBILITIES

Executive Summary

In FY2015, the Division of Youth Services (DYS) identified the need for a strategic approach to helping the state's Juvenile Detention Center (JDC) network improve the quality of care offered to Arkansas youth. To this end, the Division's Quality Assurance monitors began auditing all fourteen JDCs in partnership with the Juvenile Detention Facilities Review Committee and required deficient JDCs to implement Corrective Action Plans (CAP). Dys has also developed and implemented a voluntary Program Rehabilitation model for JDCs through its System Reform unit and has begun planning for a statewide Dys Academy that will support Arkansas juvenile justice workers and leaders in their work to meet standards and institute best practices and reform.

Years of planning and coordination culminated with a unique public-private partnership between the Division and Shorter College, for the first time providing on-campus college-level instruction to youth in residential care at the Arkansas Juvenile Assessment and Treatment Center (AJATC). This program provides college credit to system-involved youth as a bridge back to the community and to future success, and may well serve as a model for replication at other sites.

The State of Arkansas is required by the federal government to have three targeted counties addressing Disproportionate Minority Contact (DMC) and is in compliance with the Office of Juvenile Justice and Delinquency Prevention's (OJJDP) mandate to address DMC. Dys currently coordinates with local DMC coalitions in Jefferson, Pulaski, and Crittenden counties and is working with Garland and Sebastian Counties to establish coalitions there as well.

DYS is working with the Division of Behavioral Health to implement several diversion pilot programs that will link juvenile judges to local treatment options for court-involved youth who have been diagnosed with a disability. Likewise, the Division is partnering with the Annie E. Casey Foundation to continue support for Juvenile Detention Alternatives Initiative (JDAI) sites currently in the state.

In FY2015, DYS and the Arkansas Juvenile Justice Coalition (ACJJ) awarded over half a million dollars in federal monies via Title II and Juvenile Accountability Block Grants (JABG) to fund prevention and intervention programming. These encompass mental health services, gender-specific services, deinstitutionalization of status offenders, disproportionate minority contact, juvenile justice system improvement, law enforcement training, graduated sanctions, drug courts, interagency information-sharing, needs and risk assessments, restorative justice, recidivism reduction, and others. Over 30 programs received funding. The Division will provide grantees training and technical assistance into FY2016 to ensure program compliance and success.

Planning continues for the 2016 DYS-ACJJ Statewide Juvenile Justice Conference, a semi-annual event. The Division is coordinating with system partners to produce a conference of regional significance, and inviting juvenile justice professionals from both Arkansas and her surrounding states. The conference will take place in Little Rock from March 15-17 of 2016.

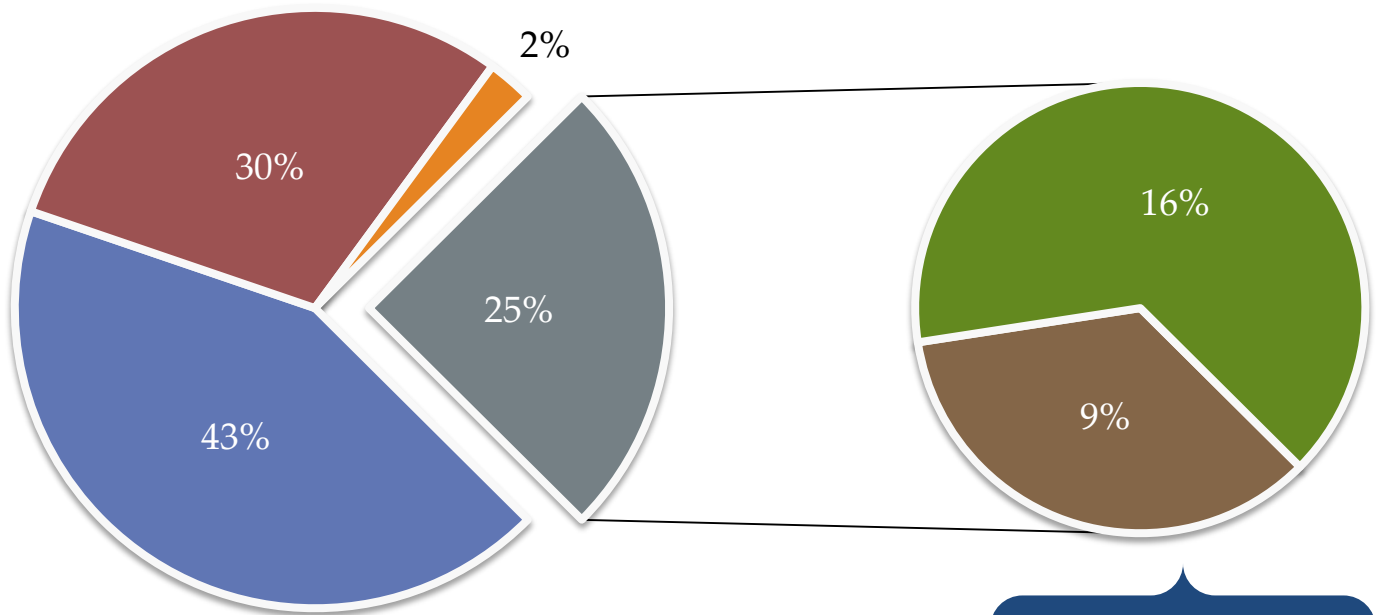
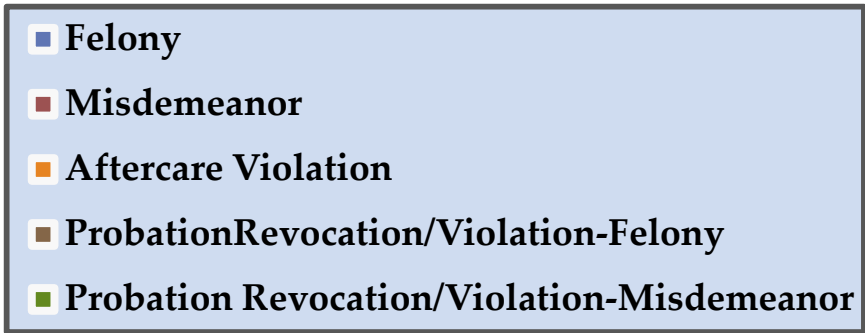


DYS Vision

Arkansas' juvenile justice system is a leader in reform and collaboration across the state, working to prevent most youth from ever needing legal intervention and providing those that do with effective rehabilitation and reintegration; youth that become involved with the juvenile justice system are treated, educated, and equipped with the tools they need to find success as productive and responsible members of collective society.

DYS Mission

The Division of Youth Services' mission is to provide effective community-based prevention, diversion, appropriate correction and rehabilitation, improved education and thorough aftercare in order to enhance the comprehensive well-being of the youth of Arkansas involved in the juvenile justice system.



Total Commitments: 526

Probation revocations and violations are delineated by original charge: felony or misdemeanor.

What classes of offense brought youth into DYS care this year?

Figure 1: Commitments by Offense

Was this their first time being committed to DYS care?

Figure 2: First Commitments vs. Recommits

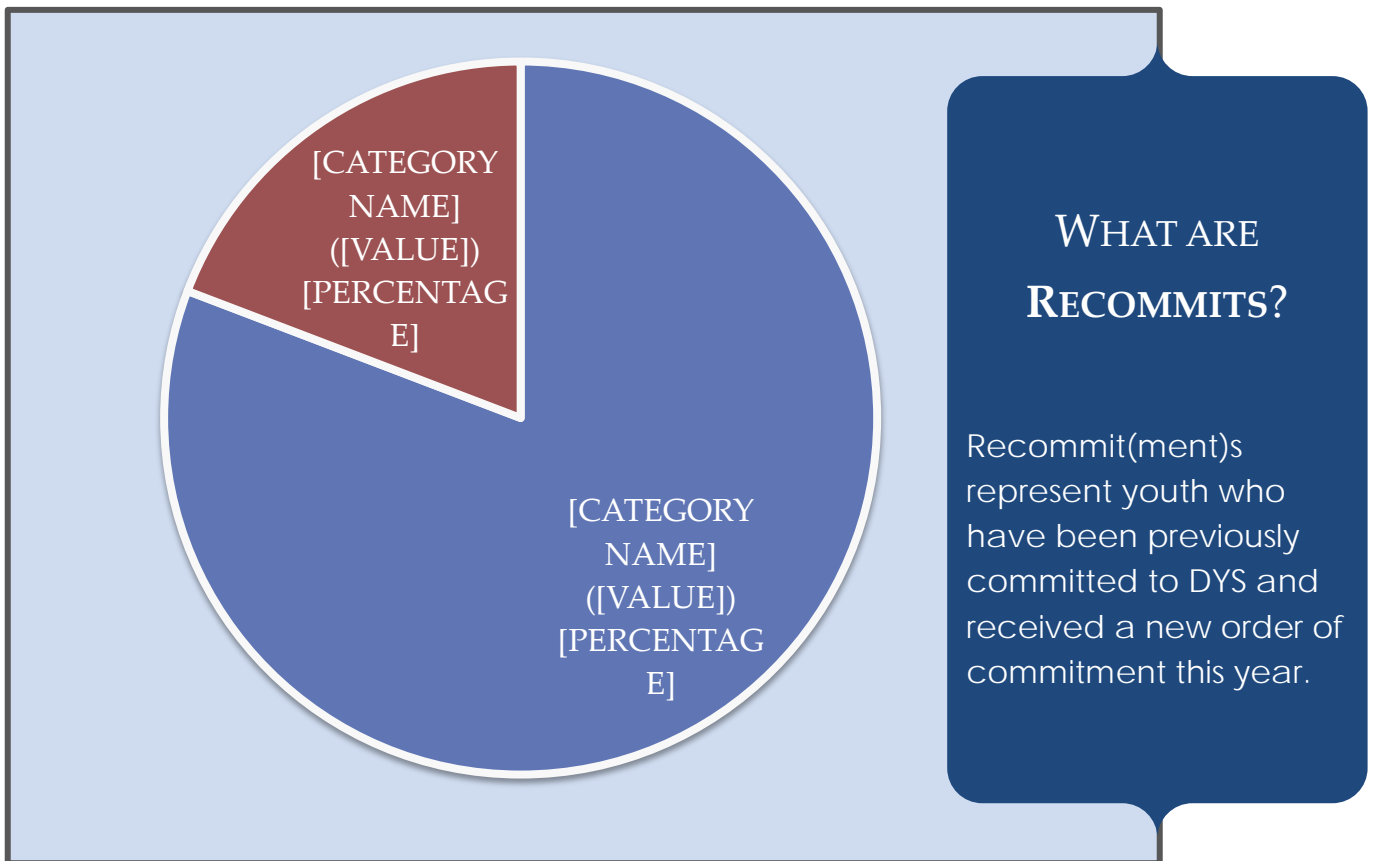
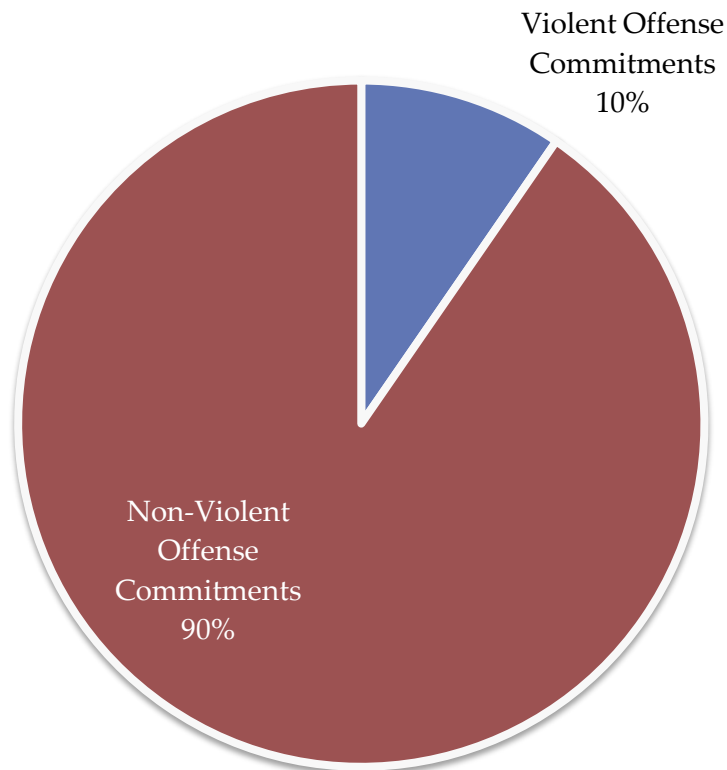


Figure 3: Violent vs. Non-Violent



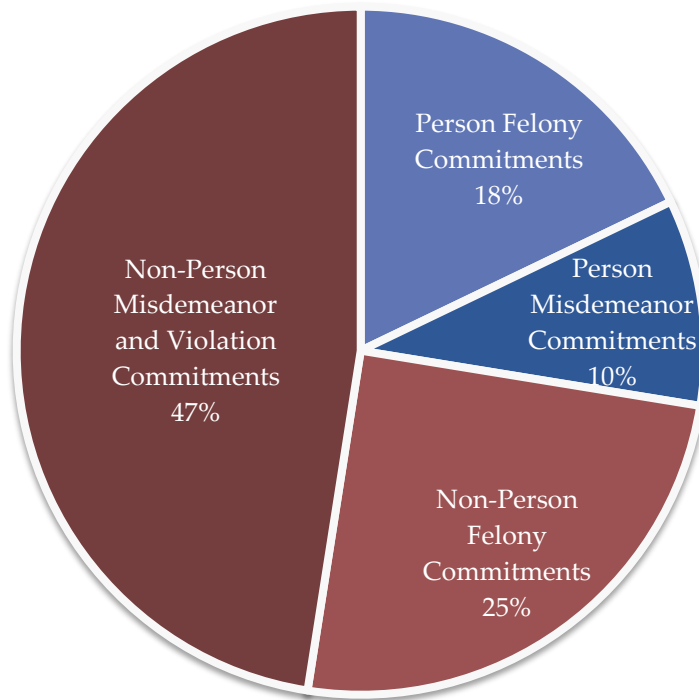
VIOLENT OFFENSES:

- Murder/Manslaughter
- Forcible Rape
- Robbery
- Aggravated Assault

Violent Offenses are designated by the Federal Bureau of Investigation's (FBI) Uniform Crime Reporting (UCR) Program, a national clearing house for statistical data on crime.

What kinds of offenses brought youth into DYS care this year?

Figure 4a: Person vs. Non-Person



NON-PERSON OFFENSE

NON-PERSON OFFENSE CATEGORIES:

- Property
- Property
- Drug
- Drug
- Public Order
- Public Order
- Aftercare Violation
- Probation Revocation/Violation
- Aftercare Violation
- Other
- Probation Revocation/Violation

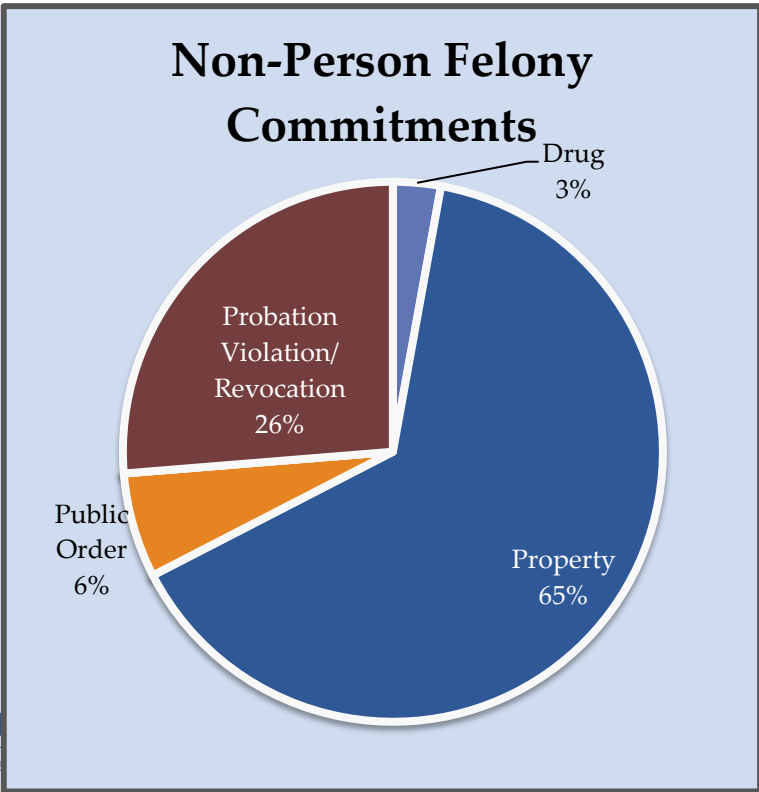
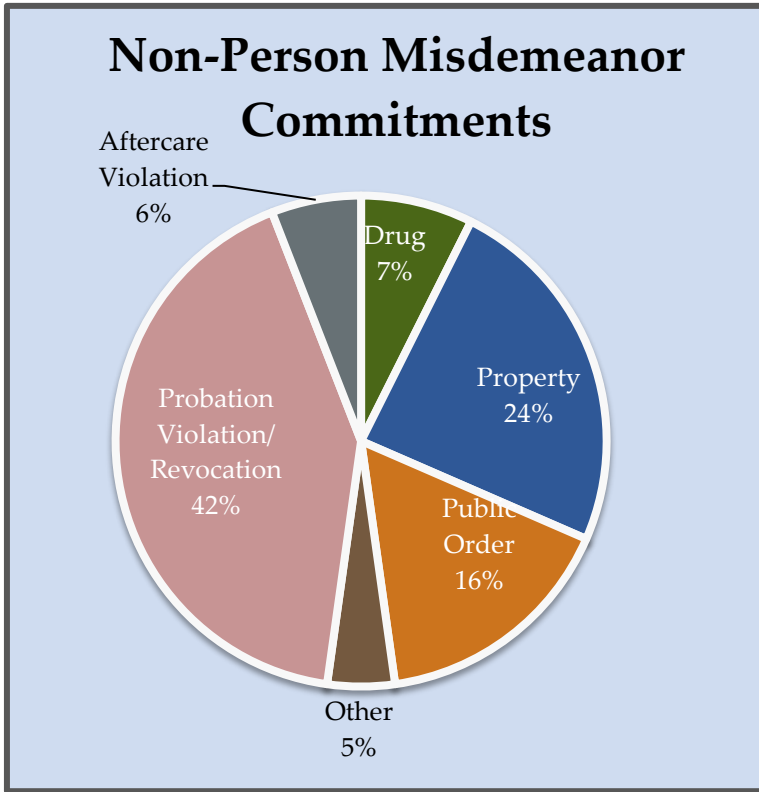
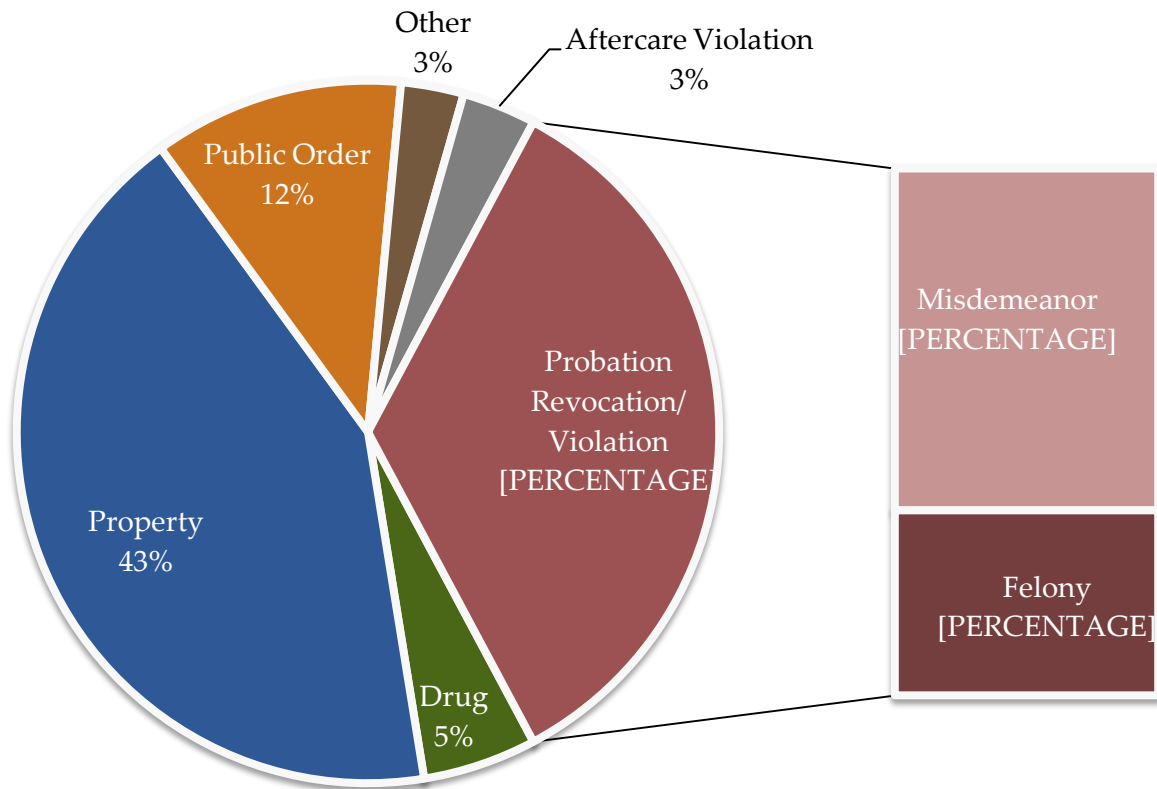
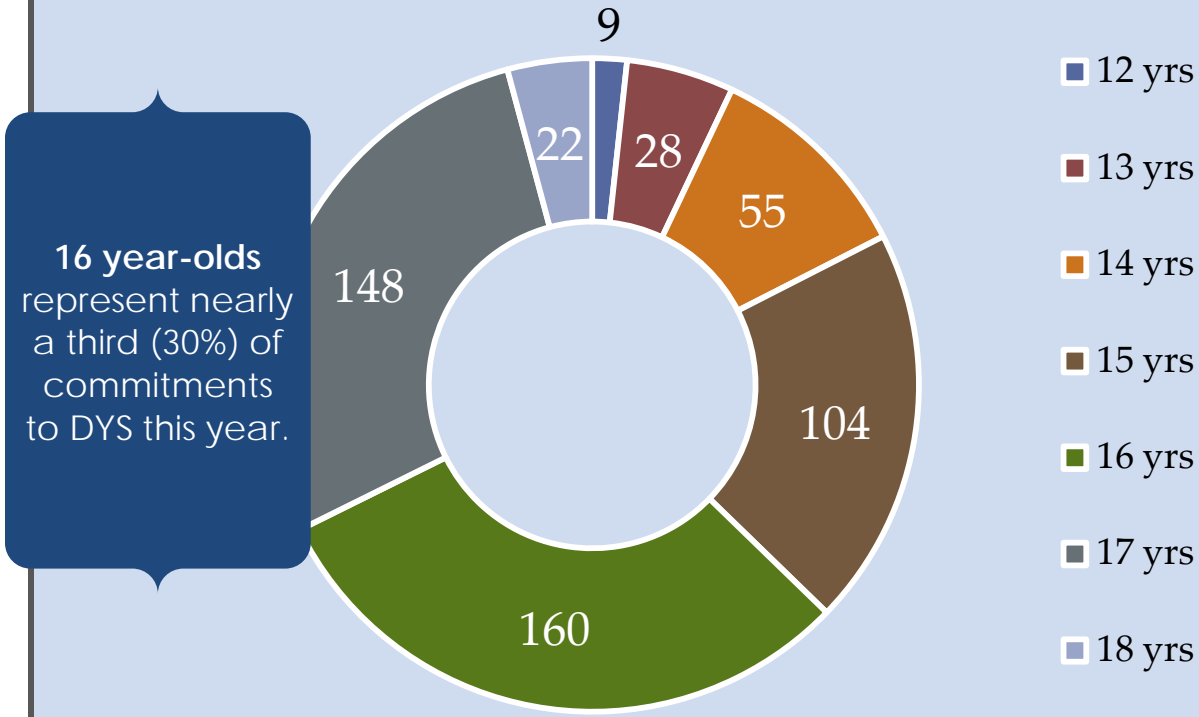


Figure 4b: Non-Person by Category

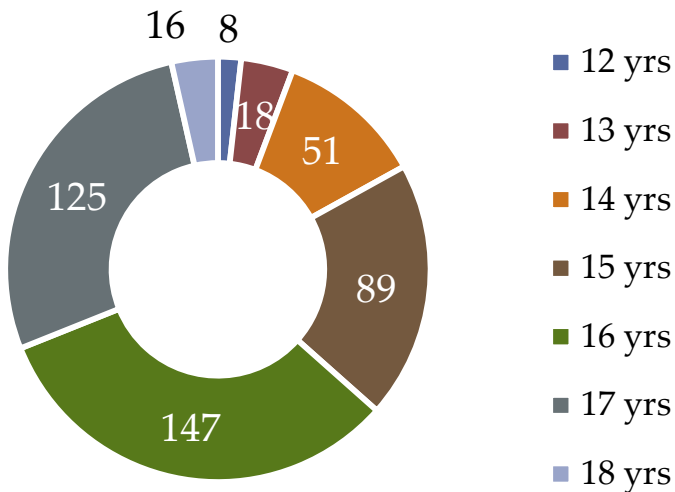
What are the demographics of youth committed to DYS care this year?

Figure 5a: Commitments by Age & Gender

Total Commitments: 526



Male Commitments: 143



Female Commitments: 28

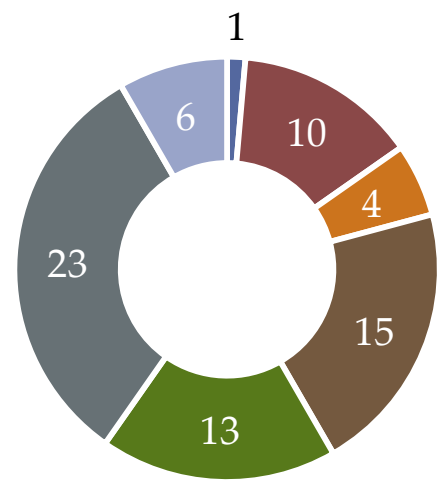
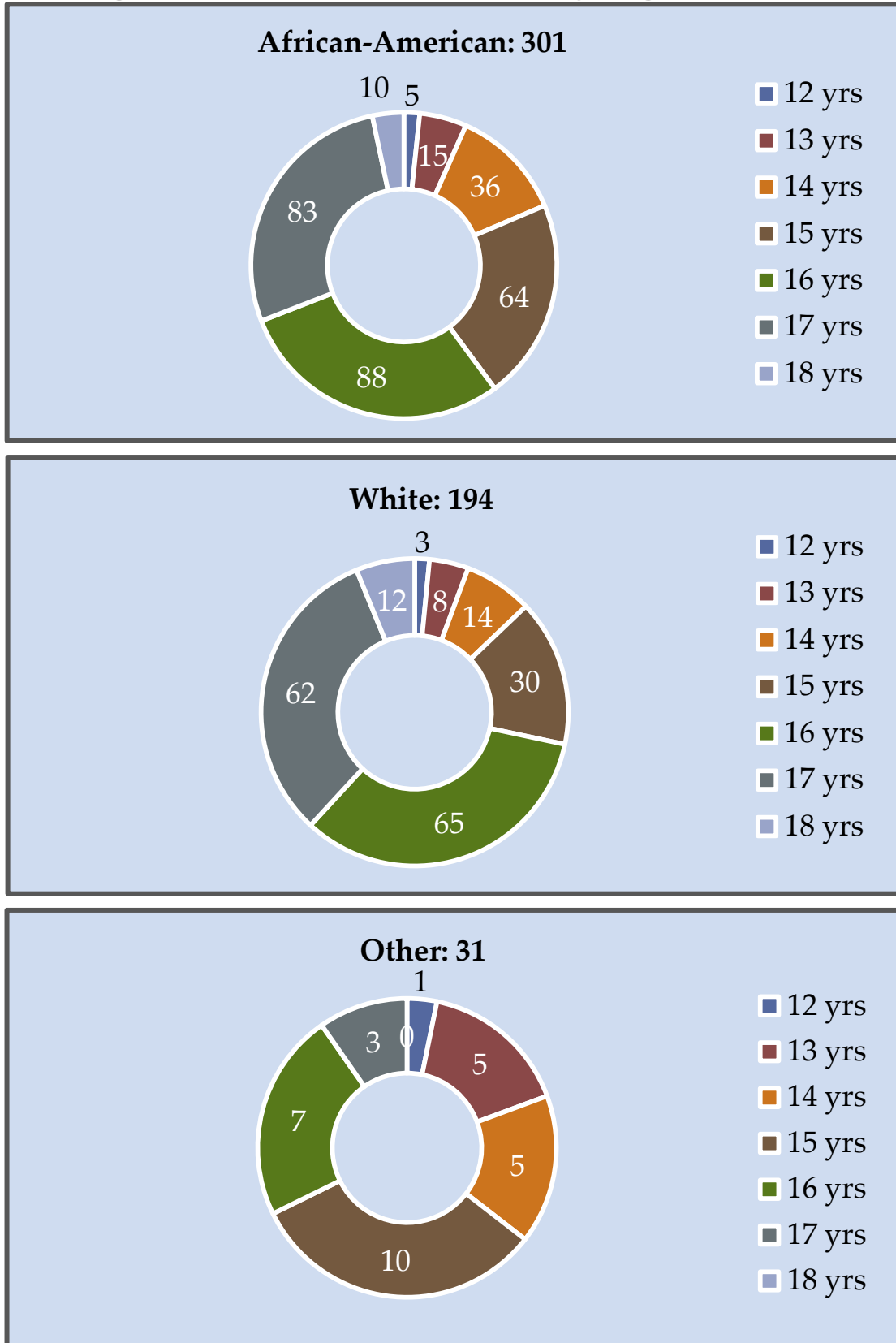


Figure 5b: Commitments by Age & Race



What are the demographics of youth committed to DYS care this year?

Figure 5c: Commitments by Age, Gender, and Race

Age (yrs)	African-American		White		Other		TOTAL
	male	female	male	female	male	female	
12	5		2	1	1		9
13	9	6	6	2	3	2	28
14	33	3	13	1	5		55
15	55	9	26	4	8	2	104
16	81	7	60	5	6	1	160
17	71	12	51	11	3		148
18	8	2	8	4			22
TOTAL	262	39	166	28	26	5	526

What are the demographics of youth committed to DYS care this year?

Figure 6: Commitments by Gender

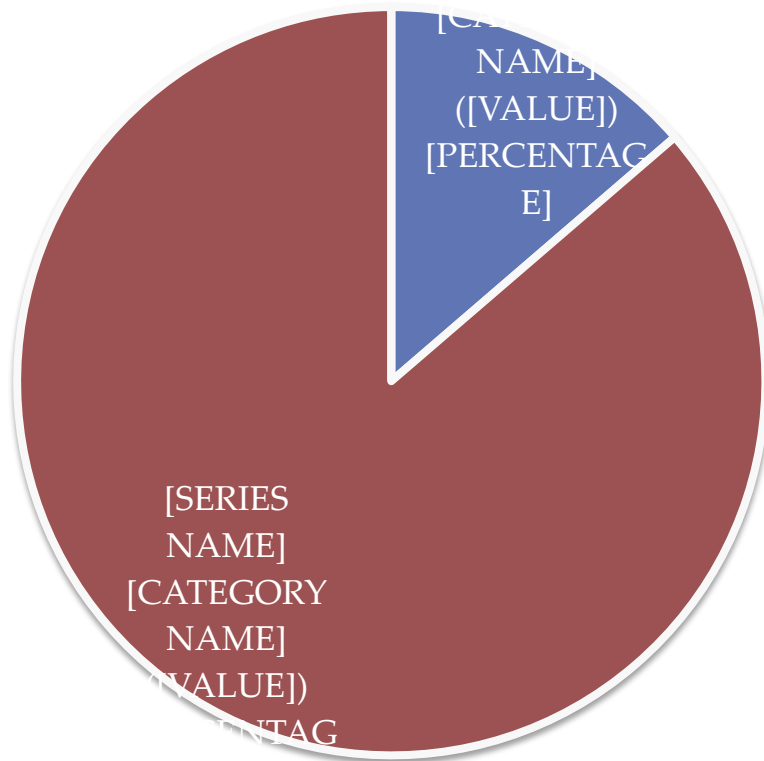
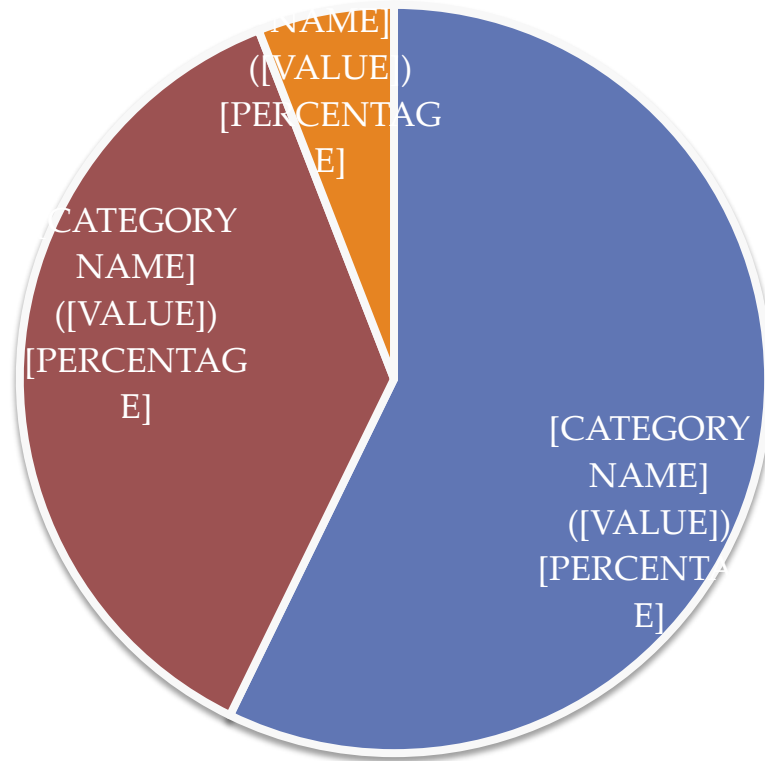


Figure 7a: Commitments by Race



In the general state population (not just those in DYS custody), **African-American** youth make up **19 percent** of adolescents, while **white** youth account for **77 percent**.

Figure 7b-1: Commitments by Race by County

Committing County	African-American	White	Other	TOTAL
-------------------	------------------	-------	-------	-------

Arkansas		3		3
Ashley				15
Committing County	African-American	White	Other	TOTAL
Baxter				1
Lawrence		2		2
Boone		1		1
Lincoln	1			1
Calhoun				
Carroll				
Chicot	6	1		7
Clark	2	2		4
Clay		1		1
Cleburne	1	3		4
Cleveland				
Columbia	9	1		10
Conway		2	1	3
Craighead	6	8		14
Crawford		3		3
Crittenden	8			8
Cross	2	1		3
Dallas	8	6		14
Desha	8			8
Drew	2	1		3
Faulkner	1	1		2
Franklin	6		3	9
Fulton	6	3		9
Garland	9	10		19
Grant		2		2
Greene	17	3	1	24
Hempstead		9		9
Hot Spring	13	4		17
Howard	10	8		18
Independence		3		3
Izard				
Jackson	4			4
Jefferson	35	1		36
Johnson		2		2
Lafayette	1			1

*
NOTE
 Zeros have been omitted from this chart for visual clarity
 *

(cont on next page)

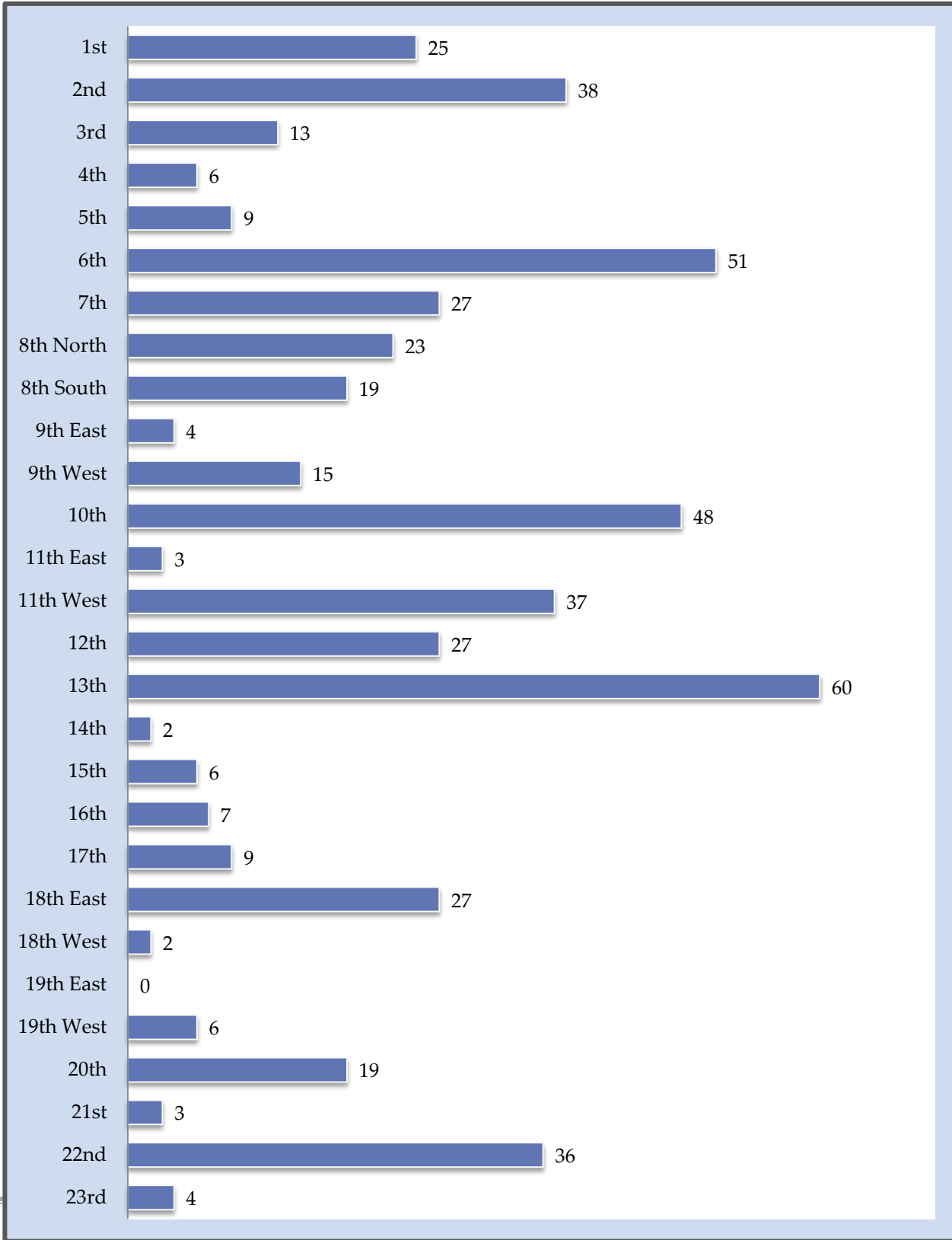
What are the demographics of youth committed to DYS care this year?

Figure 7b-2: Commitments by Race by County

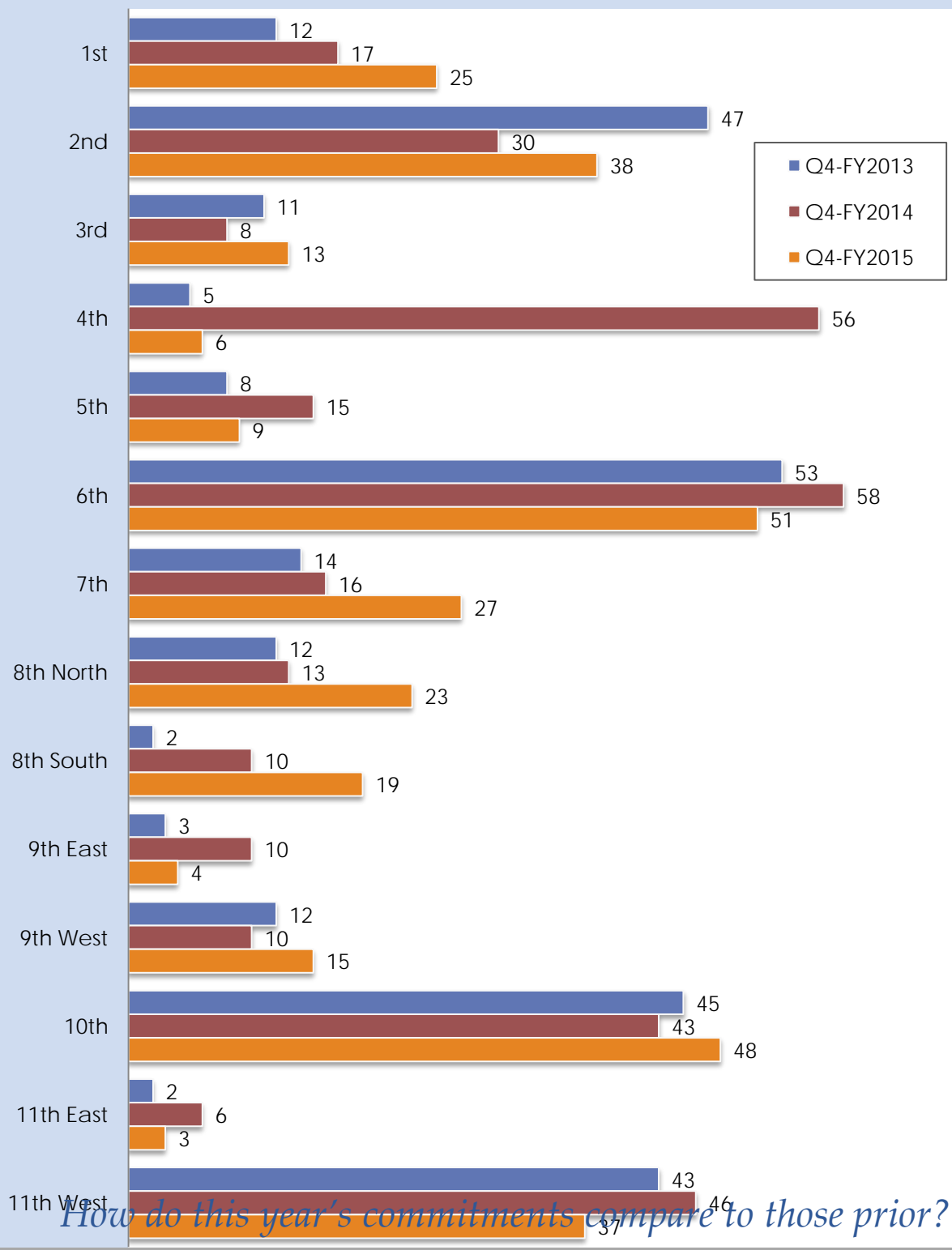
*
NOTE
 Zeros have been omitted from this chart for visual clarity
 *

Little River				
Logan	2	2		4
Lonoke	7	4		11
Madison				
Marion				
Miller	11	7		18
Mississippi	9	2		11
Monroe				
Montgomery				
Nevada	1			1
Newton				
Ouachita	18	8		23
Perry				
Phillips				
Pike				
Poinsett				
Polk		2		2
Pope				
Prairie				
Pulaski	48	3		51
Randolph		4		4
Saint Francis	11	1		12
Saline	6	1		7
Scott				
Searcy				
Sebastian				
Sevier	6	14	7	27
Sharp			1	1
Stone		3		3
Union	21	3		24
Van Buren				
Washington		4	2	6
White	2	5	2	9
Woodruff				
Yell		3		3
TOTAL				

Figure 8a: Commitments by District



maps of
s judicial
, turn to
ces I and
ges 24 &
5



How do this year's commitments compare to those prior?

Figure 8b-1: Commitments by District by Year

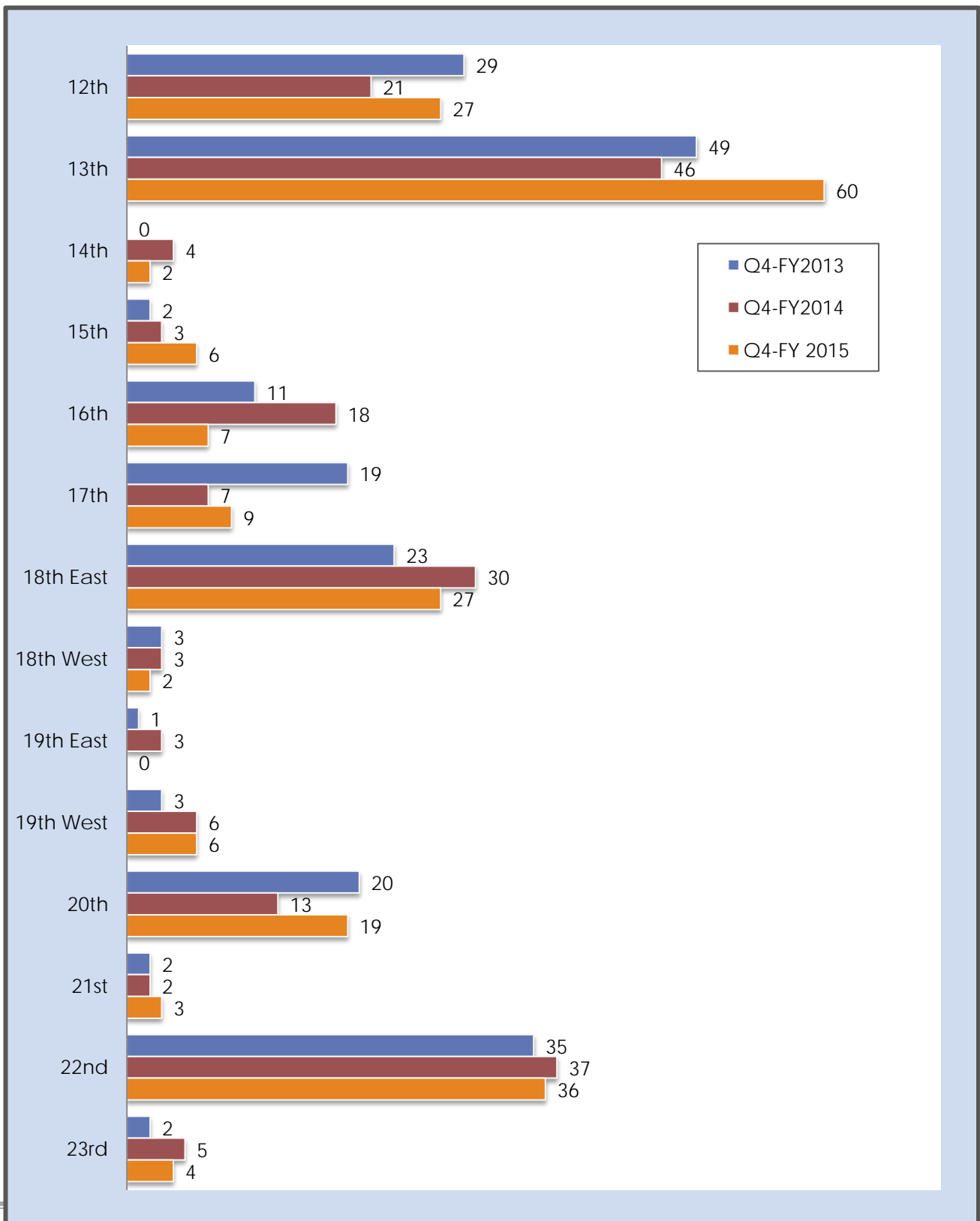
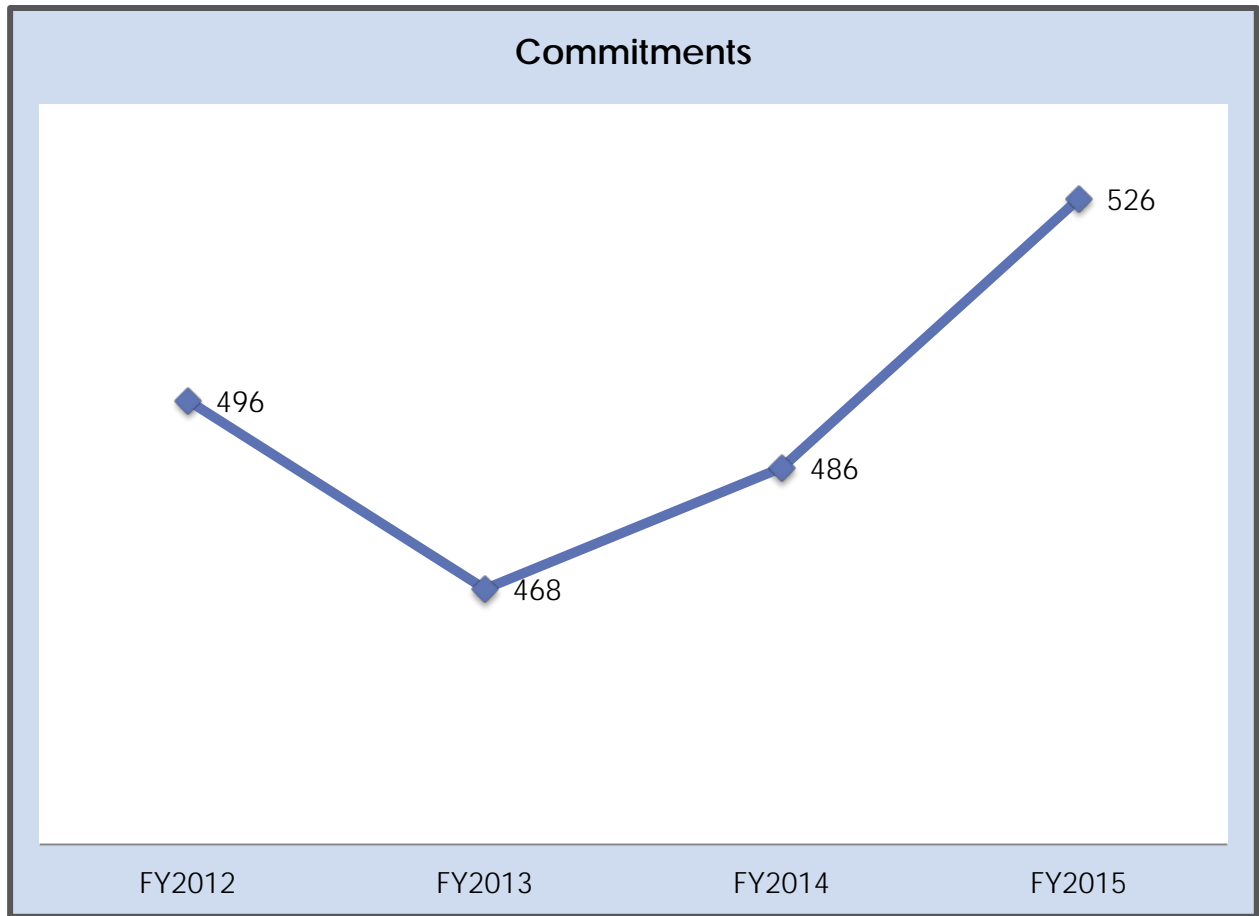


Figure 8b-2: Commitments by District by Year

How do this year's commitments compare to those prior?

Figure 8c: Total Commitments for FY2015 with Reference to Previous Years



Commitments for FY15 of this year (**526**) are up by 12% from the four-year low of 468 in FY2013.

How much do residential services cost?

Figure 9: Facility Bed Rates & Annual Cost

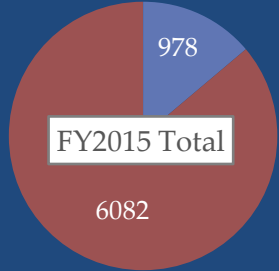
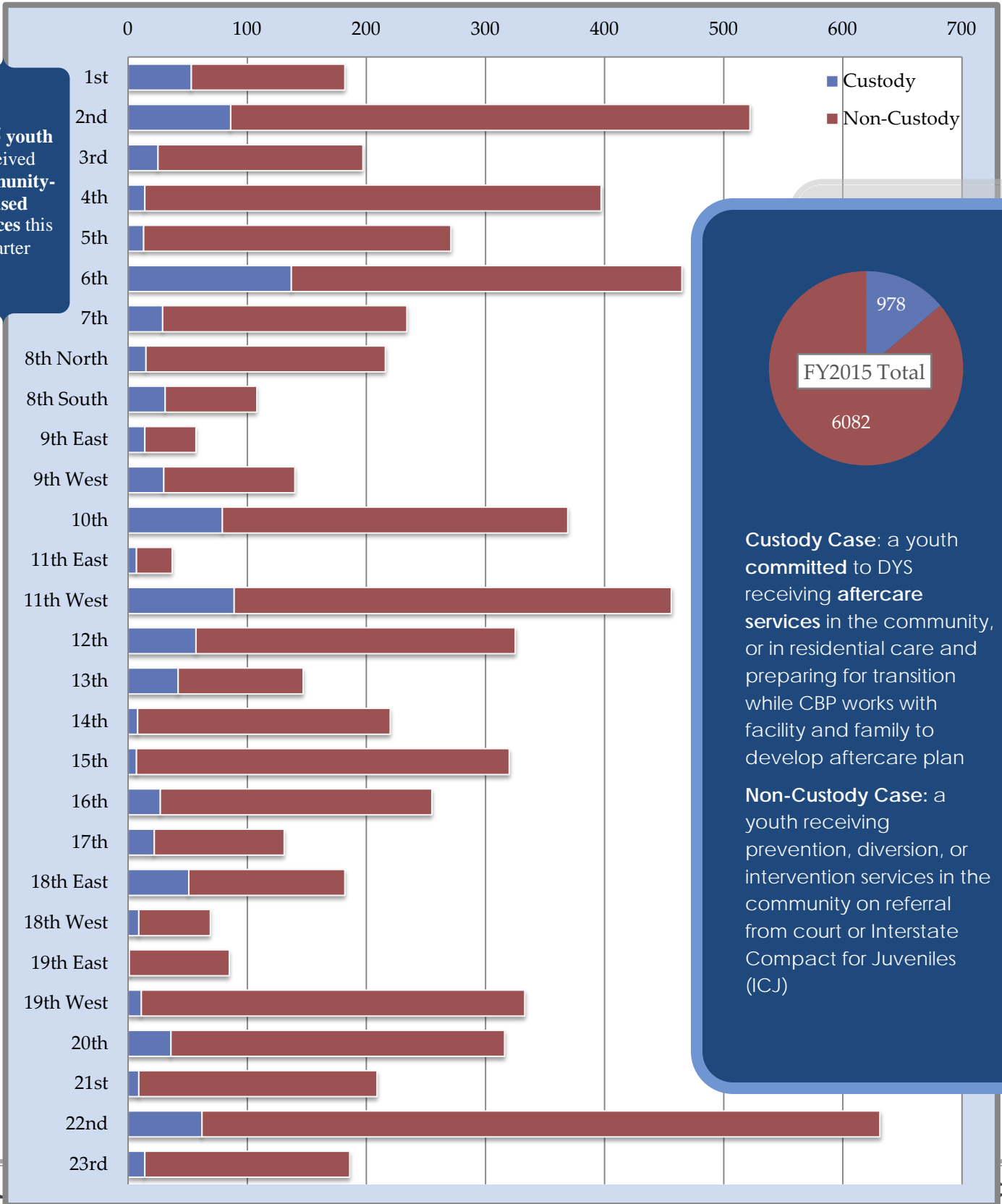
Facility	Provider	Daily Bed Rate	Annual Cost-Per-Youth	Contracted Beds
AJATC	G4S	\$239.08	\$87,264.20	100
Colt JTC	CYS	\$145.00	\$52,925.00	28
Harrisburg JTC	CYS	\$143.00	\$52,195.00	36
Dermott JTC	SAYS	\$145.00	\$52,925.00	30
Dermott 18-21	SAYS	\$150.00	\$54,750.00	32
Mansfield Boys	SAYS	\$139.00	\$50,735.00	27
Mansfield Girls	SAYS	\$142.00	\$51,830.00	22
Lewisville JTC	SAYS	\$144.00	\$52,560.00	30
DYS Average		\$175.29	\$63,980.85	Total = 305

Daily Bed Rate: includes room, board, and treatment; **does not include** medical care and education expenses

Contracted Beds: does not reflect maximum capacity of facility

Annual-Cost-Per-Youth & DYS Average: do not include specialty residential substance abuse, psychiatric, or sex offender treatment programs

3,005 youth received Community-Based Services this quarter



Custody Case: a youth committed to DYS receiving **aftercare services** in the community, or in residential care and preparing for transition while CBP works with facility and family to develop aftercare plan

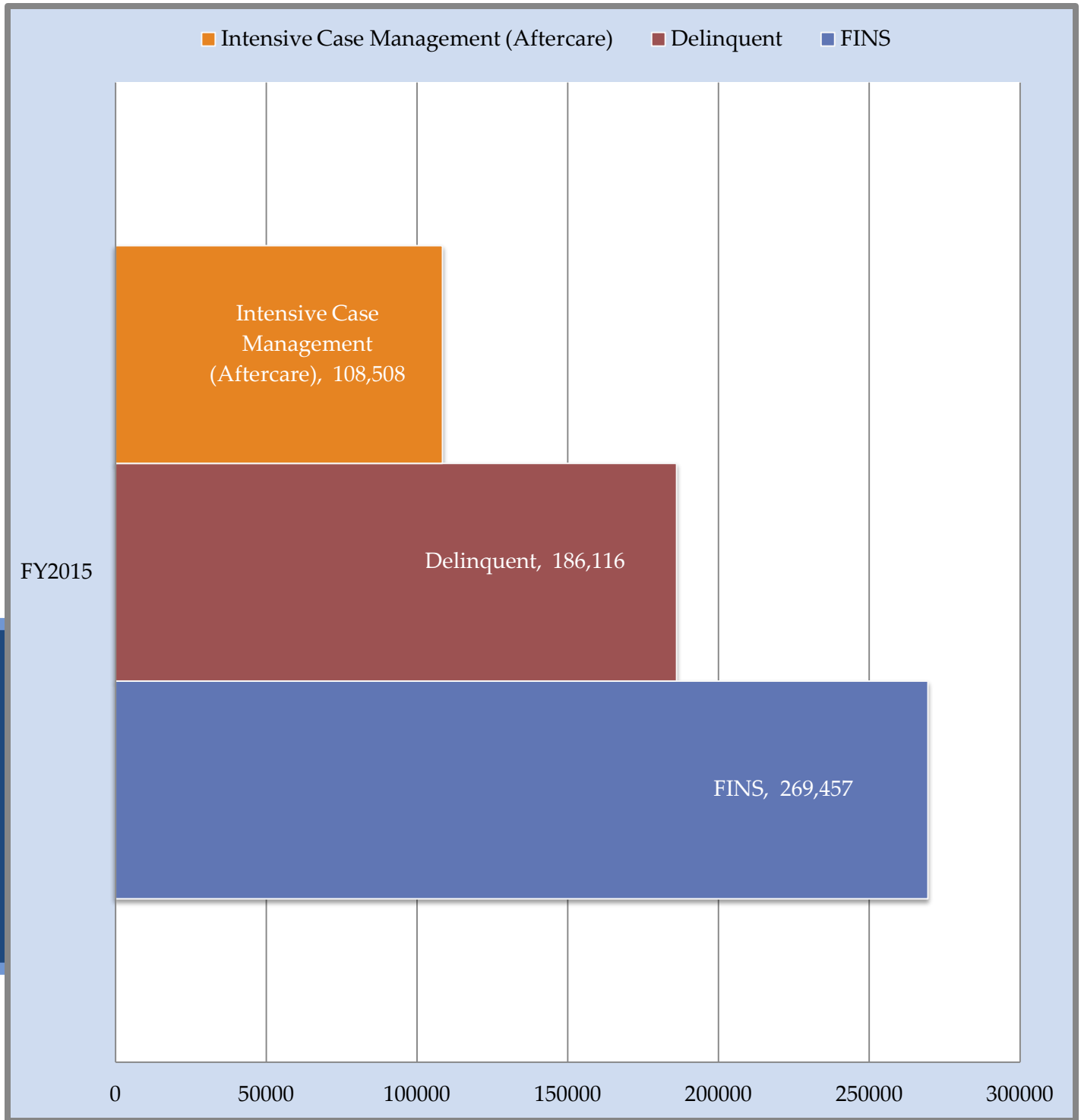
Non-Custody Case: a youth receiving prevention, diversion, or intervention services in the community on referral from court or Interstate Compact for Juveniles (ICJ)

Figure

es

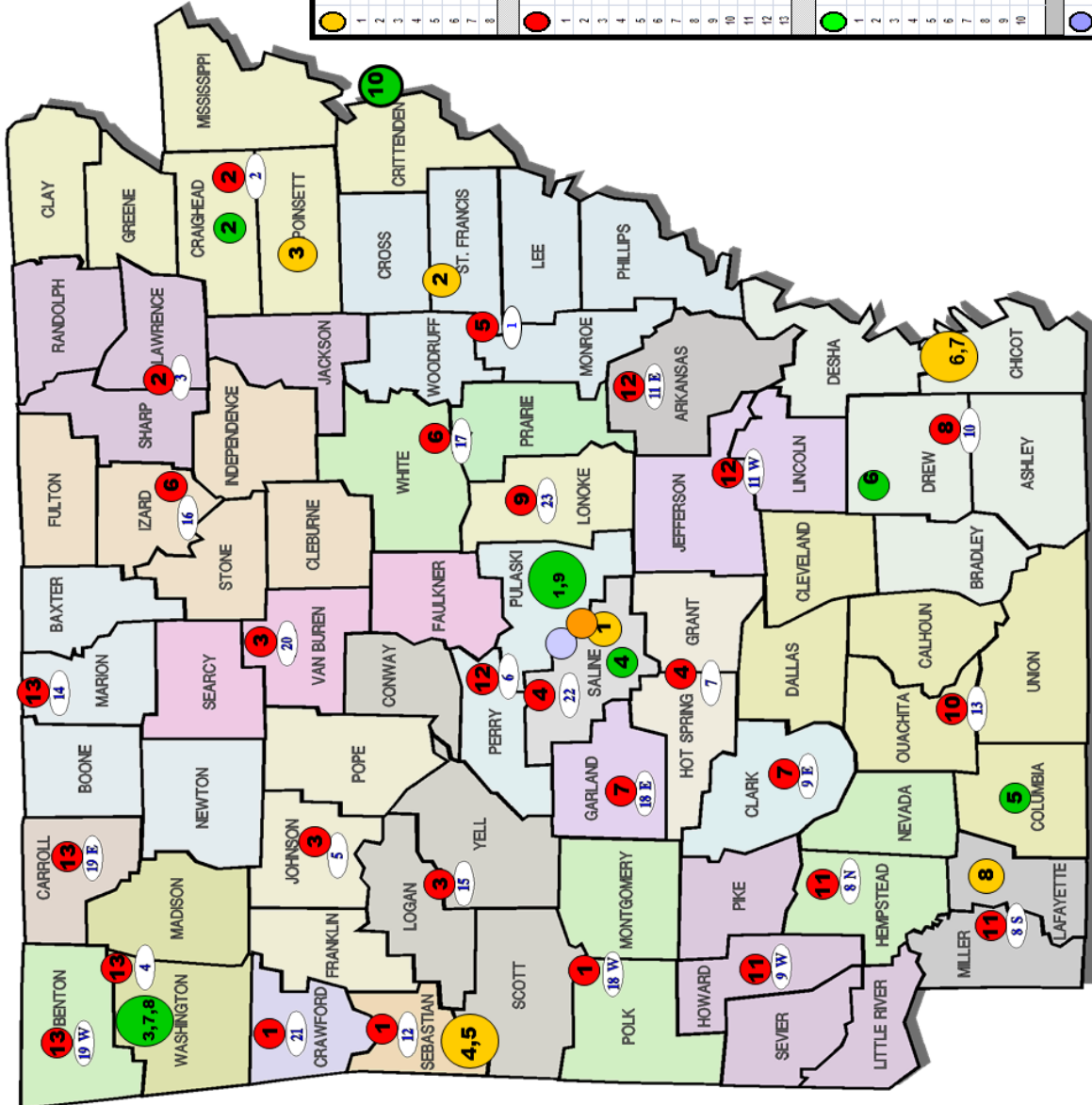
What kinds of Community-Based Services were provided this year?

Figure 10b: Community-Based Services Units by Program Designation



Map of AR DYS Treatment Centers, Programs, and Providers

Appendix I



Regional Treatment Centers and Correctional Facility	Location	Residential Beds
1 Arkansas Juvenile Assessment & Treatment Center	Alexander	100
2 Colt Juvenile Treatment Center	Colt	28
3 Harrisburg Juvenile Treatment Center	Harrisburg	35
4 Mansfield Juvenile Treatment Center for Girls	Mansfield	22
5 Mansfield Juvenile Treatment Center	Mansfield	27
6 Dermott Juvenile Correctional Facility	Dermott	32
7 Dermott Juvenile Treatment Center	Dermott	30
8 Lewisville Juvenile Treatment Center	Lewisville	30
	Contraceptive Beds	305

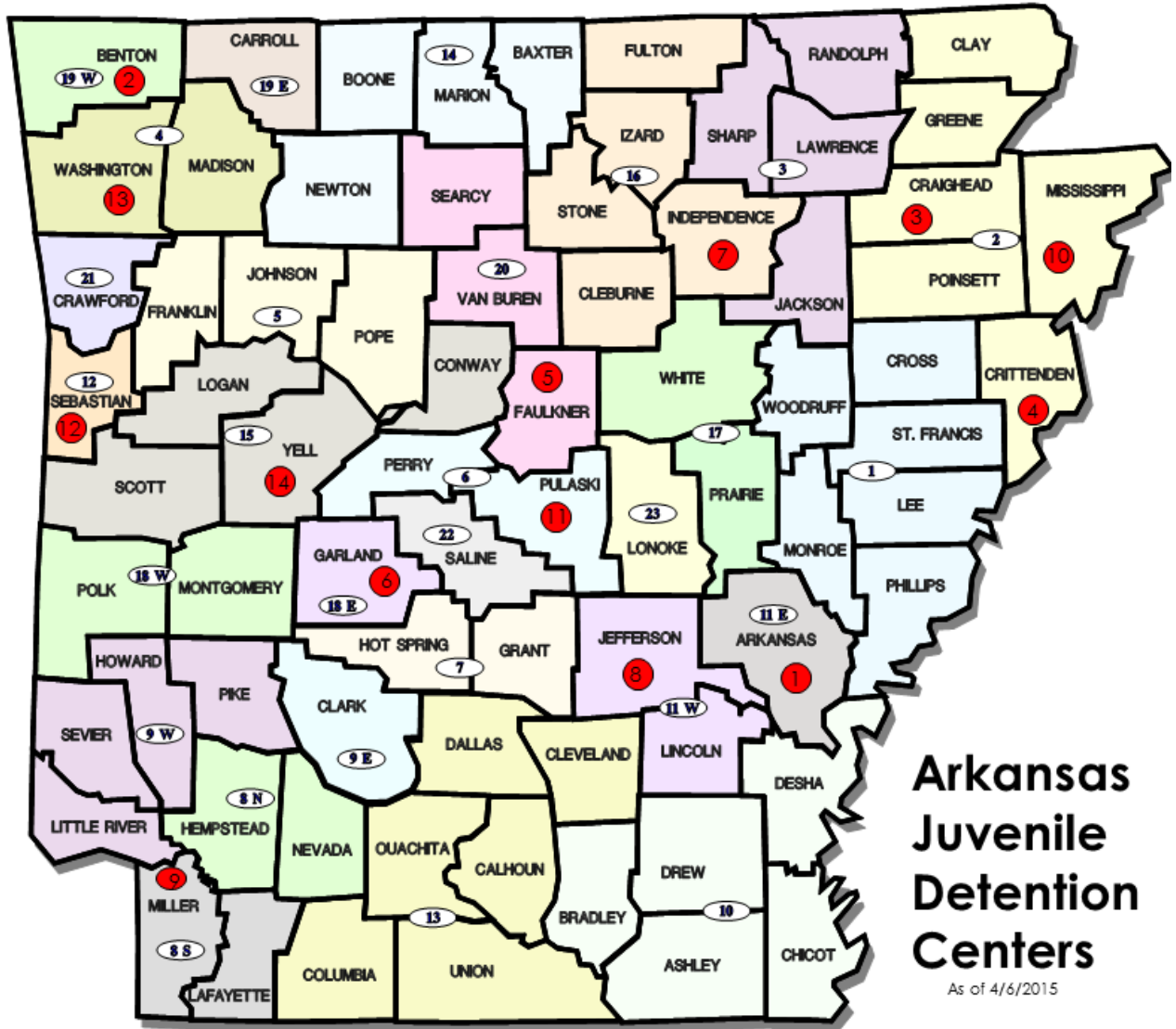
Community Based Providers	Location	Judicial Districts
1 Comprehensive Juvenile Services	Ft. Smith	12, 18W, 21
2 Consolidated Youth Services	Jonesboro	2, 3
3 Community Services, Inc.	Morrison	5, 15, 20
4 Counseling Clinic, Inc.	Benion	7, 22
5 East Arkansas Youth Services	Merion	1
6 Health Resources of Arkansas, Inc.	Batesville	16, 17
7 Ouachita Children's Center	Hot Springs	9E, 18E
8 Phoenix Youth & Family Services	Crossett	10
9 Professional Counseling Associates	Loneke	23
10 South Arkansas Youth Services	Magnolia	13
11 SIVAR Courts & Mental Health, Cntr.	Texarkana	8H, 8S, 9W
12 United Family Services	Para Bunkers Road	6, 11E, 11W
13 Youth Bridge, Inc.	Fayetteville	4, 14, 19W, 19E

Specialized Residential Programs	Location	Service Type
1 Arkansas State Hospital (Psychiatric)	Little Rock	Sex Off. Tx./Psychiatric
2 Consolidated Youth Services A SAP	Jonesboro	Sex Off. Tx.
3 Pine Ridge Psychiatric Center	Fayetteville	Sex Off. Tx.
4 Rivendell Psychiatric Treatment	Benion	Psychiatric
5 South Arkansas Youth Services Therapeutic Gro.	Magnolia	Therapeutic
6 Vera Lloyd Therapeutic Group Home	Monticello	Therapeutic
7 Youth Bridge Therapeutic Group Home (Male)	Fayetteville	Therapeutic
8 Youth Bridge Substance Abuse Treatment	Fayetteville	Substance Abuse
9 Youth Home, Inc.	Little Rock	Psychiatric
10 Youth Villages, Inc.	Memphis, TN	Sex Off. Tx./Psychiatric

UAMS Mobile Assessment Team	Little Rock	Stateline Assessments
UAMS Adolescent Sexual Adjustment Program	Little Rock	Outpatient Assessment/Treatment

Map of AR Juvenile Detention Centers

App



1. Arkansas County JDC, DeWitt	8. *Jefferson County JDC, Pine Bluff
2. Benton County JDC, Bentonville	9. *Miller County JDC, Texarkana
3. Craighead County JDC, Jonesboro	10. Mississippi County JDC, Luxora
4. Crittenden County JDC, West Memphis	11. Pulaski County JDC, Little Rock
5. Faulkner County JDC, Conway	12. Sebastian County JDC, Fort Smith
6. *Garland County JDC, Hot Springs	13. Washington County JDC, Fayetteville
7. *Independence County JDC, Batesville (White River JDC)	14. *Yell County JDC, Danville

* Indicates Division of Youth Services (DYS) five (5) Memorandum of Understanding (MOU) agreement counties.

Child Maltreatment Incident Reporting & Investigation Procedure

Appendix III

