

Q3 2016

EXHIBIT E3



Division of Youth Services

QUARTERLY REPORT

3rd Quarter FY2016

(Jan-Mar)

Table of Contents

Executive Summary	p. 2
DYS Vision & Mission Statements.....	p. 4
Figure 1: Commitments by Offense	p. 5
Figure 2: First Commitments vs. Recommits	p. 6
Figure 3: Violent vs. Non-Violent	p. 7
Figure 4a: Person vs. Non-Person	p. 8
Figure 4b: Non-Person by Category	p. 9
Figure 5a: Commitments by Age & Gender	p. 10
Figure 5b: Commitments by Age & Race	p. 11
Figure 5c: Commitments by Age, Gender, & Race	p. 12
Figure 6: Commitments by Gender	p. 13
Figure 7a: Commitments by Race	p. 14
Figure 7b-1: Commitments by Race by County	p. 15
Figure 7b-2: Commitments by Race by County	p. 16
Figure 8a: Commitments by District	p. 17
Figure 8b-1: Commitments by District by Year	p. 18
Figure 8b-2: Commitments by District by Year	p. 19
Figure 8c: Total Commitments for FY2015 with Reference to Previous Years	p. 20
Figure 9: Facility Bed Rates & Annual Cost	p. 21
Figure 10a: Youth Served by Community-Based Provider (CBP) Services	p. 22
Figure 10b: Community-Based Units Services by Program Designation	p. 23
Appendix I: Map of AR DYS Treatment Centers, Programs, and Providers	p. 24
Appendix II: Map of AR Juvenile Detention Centers	p. 25
Appendix III: Child Maltreatment Incident Reporting & Investigation Procedure ...p.	26



Executive Summary

In the third quarter of FY2016, the Division of Youth Services (DYS) hosted the second quarterly meeting of Arkansas' historic Youth Justice Reform Board. The Board was established by Act 1010 of the legislature and its membership has been appointed by the governor, bringing together stakeholders from across the state to develop a series of recommendations for youth justice reform in Arkansas by June 30th, 2016. Stakeholder groups represented on the board include juvenile-justice involved families and youth, the Department of Education, the Department of Workforce Services, several partner Divisions within the Department of Human Services, youth services providers, juvenile judges and the Administrative Office of the Courts, prosecuting attorneys and public defenders, youth advocates, and experts in adolescent development.

The Division is working with the System of Care consortium to develop a program with the Division of Behavioral Health and the Division of Children and Family Services to better foster family engagement. DYS continues to partner with the Division of Behavioral Health to implement diversion pilot programs that will link juvenile judges to local treatment options for court-involved youth who have been diagnosed with a disability. Likewise, the Division is partnering with the Annie E. Casey Foundation to continue support for Juvenile Detention Alternatives Initiative (JDAI) sites currently in the state.

During the third quarter, the unique public-private partnership between DYS and Shorter College continues providing on-campus college-level instruction to youth in residential care at the Alexander Juvenile Assessment and Treatment Center (AJATC); this program provides college credit to juvenile-justice involved youth as a bridge back to the community and to future success. Thirteen youth have received college credit they will be

able to take with them to any state institution of higher learning through the Arkansas Credit Transfer Program. This quarter, fifteen students earned their high school diploma while in DYS custody. Ten students have passed the Arkansas Career readiness Certificate WorkKeys program with either a bronze, silver, or gold certificate.

The State of Arkansas is required by the federal government to have three Targeted Counties addressing Disproportionate Minority Contact (DMC); DYS currently coordinates with four county-level DMC coalitions and the state is in compliance with the Office of Juvenile Justice and Delinquency Prevention's (OJJDP) mandate to address DMC.

In the third quarter, DYS and the Arkansas Juvenile Justice Coalition (ACJJ) continue to oversee and support the more-than-thirty programs that receive funding via Title II and Juvenile Accountability Block Grants (JABG) to fund prevention and intervention programming; these encompass mental health services, gender-specific services, deinstitutionalization of status offenders, disproportionate minority contact, juvenile justice system improvement, law enforcement training, graduated sanctions, drug courts, interagency information-sharing, needs and risk assessments, restorative justice, recidivism reduction, and others. The agency aims to partner with stakeholder groups to provide non-profit 101 trainings and technical support for subgrantees.

This quarter 118 youth were committed to DYS and the agency has a total of 767 youth in its care. In the third quarter, twenty incidents of suspected abuse or neglect were referred to the Arkansas State Police. Of the twenty incidents, the Arkansas State Police determined nine merited an investigation. The statuses of all nine investigations remain pending.



DYS Vision

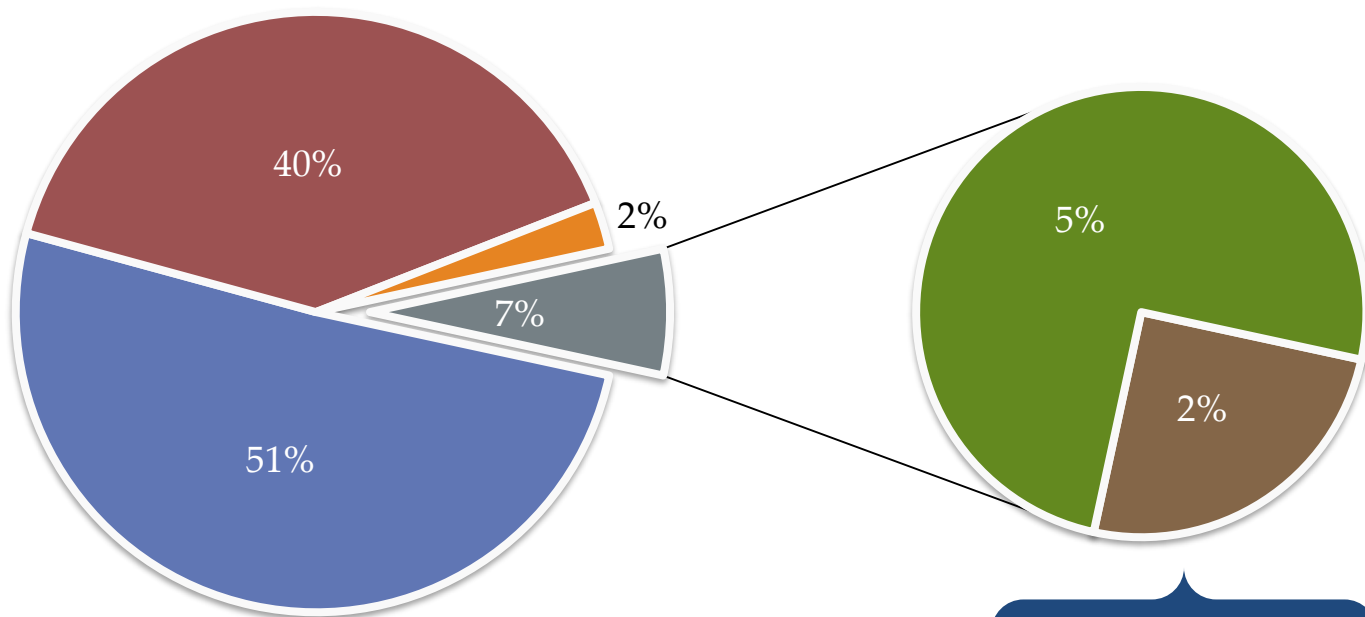
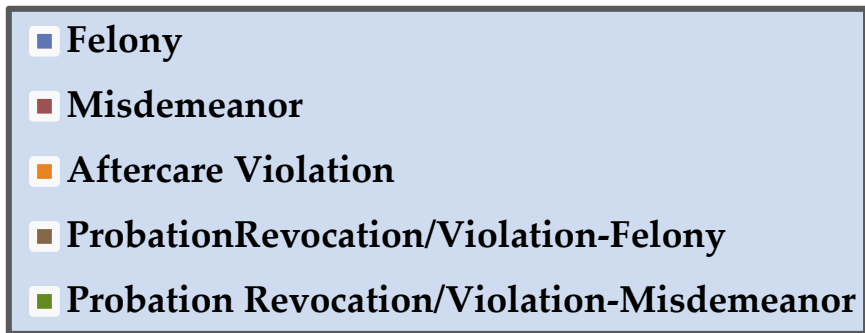
Arkansas' juvenile justice system is a leader in reform and collaboration across the state, working to prevent most youth from ever needing legal intervention and providing those that do with effective rehabilitation and reintegration; youth that become involved with the juvenile justice system are treated, educated, and equipped with the tools they need to find success as productive and responsible members of collective society.

DYS Mission

The Division of Youth Services' mission is to provide effective community-based prevention, diversion, appropriate correction and rehabilitation, improved education and thorough aftercare in order to enhance the comprehensive well-being of the youth of Arkansas involved in the juvenile justice system.

What classes of offense brought youth into DYS care this quarter?

Figure 1: Commitments by Offense



Total Commitments: 118

Probation revocations and violations are delineated by original charge: **felony** or **misdemeanor**.

Was this their first time being committed to DYS care?

Figure 2: First Commitments vs. Recommits

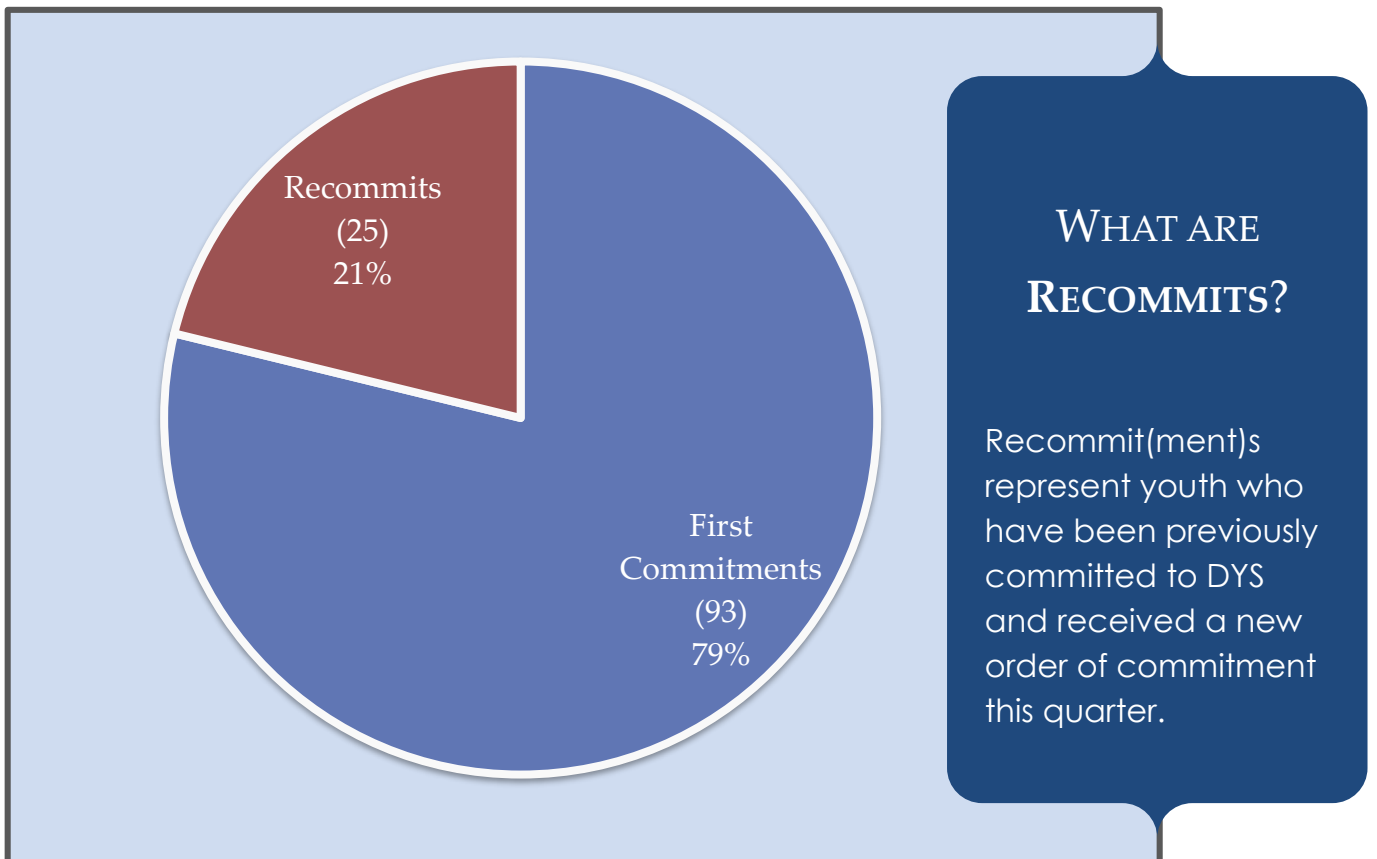
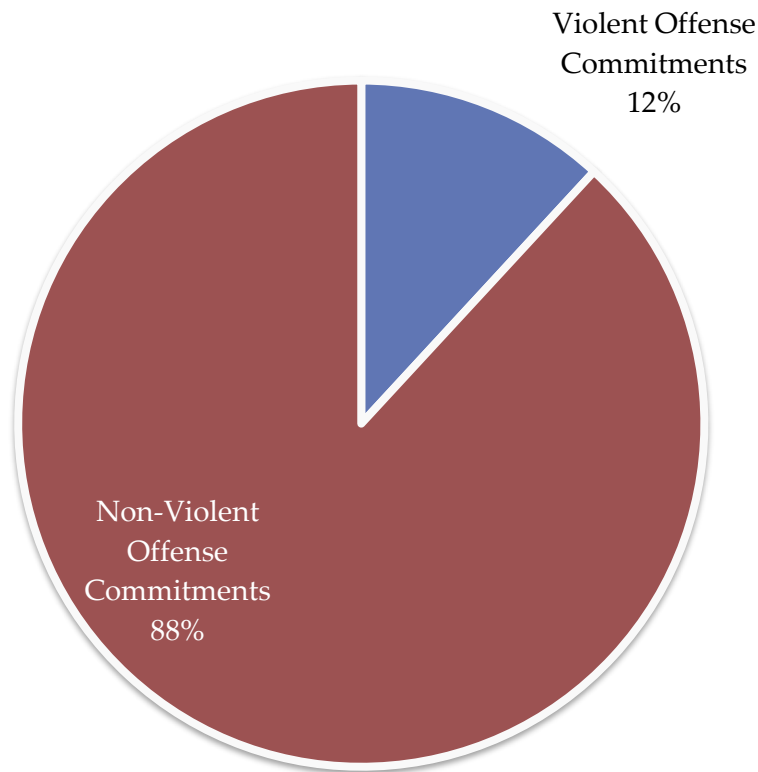


Figure 3: Violent vs. Non-Violent



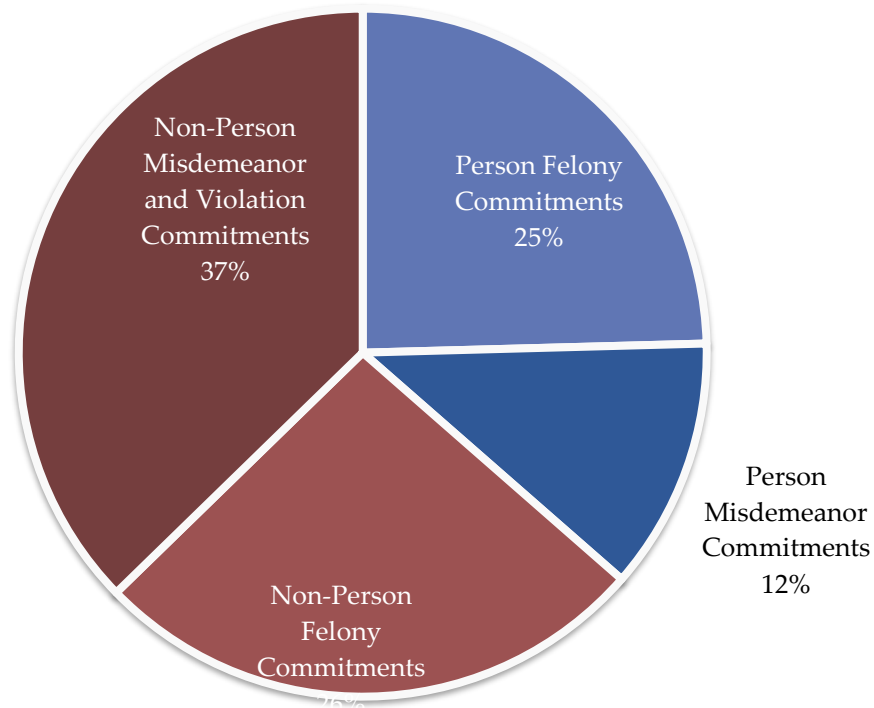
VIOLENT OFFENSES:

- Murder/Manslaughter
- Forcible Rape
- Robbery
- Aggravated Assault

Violent Offenses are designated by the Federal Bureau of Investigation's (FBI) Uniform Crime Reporting (UCR) Program, a national clearing house for statistical data on crime.

What kinds of offenses brought youth into DYS care this quarter?

Figure 4a: Person vs. Non-Person



NON-PERSON OFFENSE CATEGORIES:

Property

Drug

Public Order

Aftercare Violation

Probation Revocation/Violation

What kinds of offenses brought youth into DYS care this quarter?

Figure 4b: Non-Person by Category

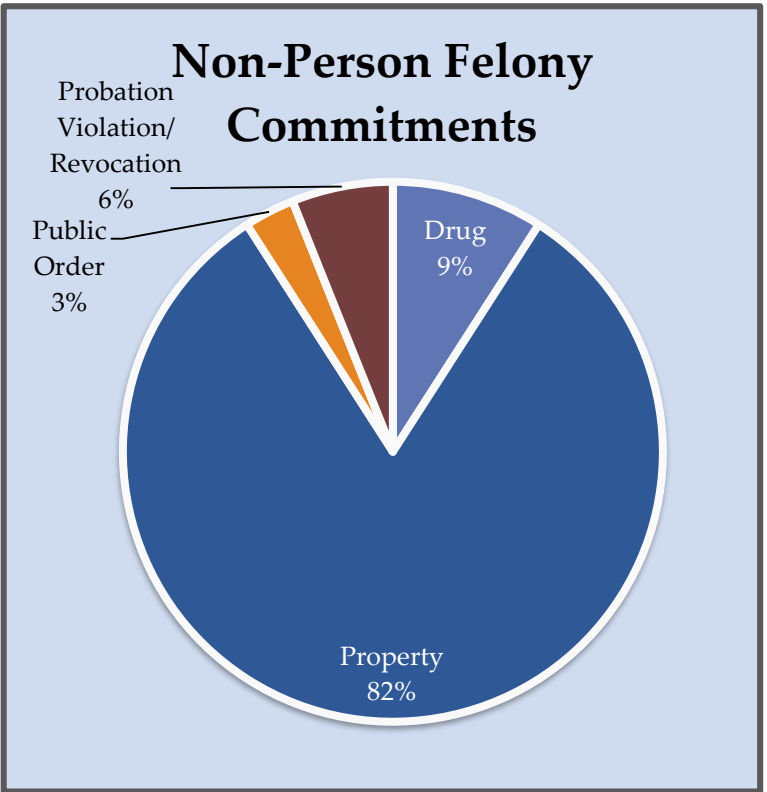
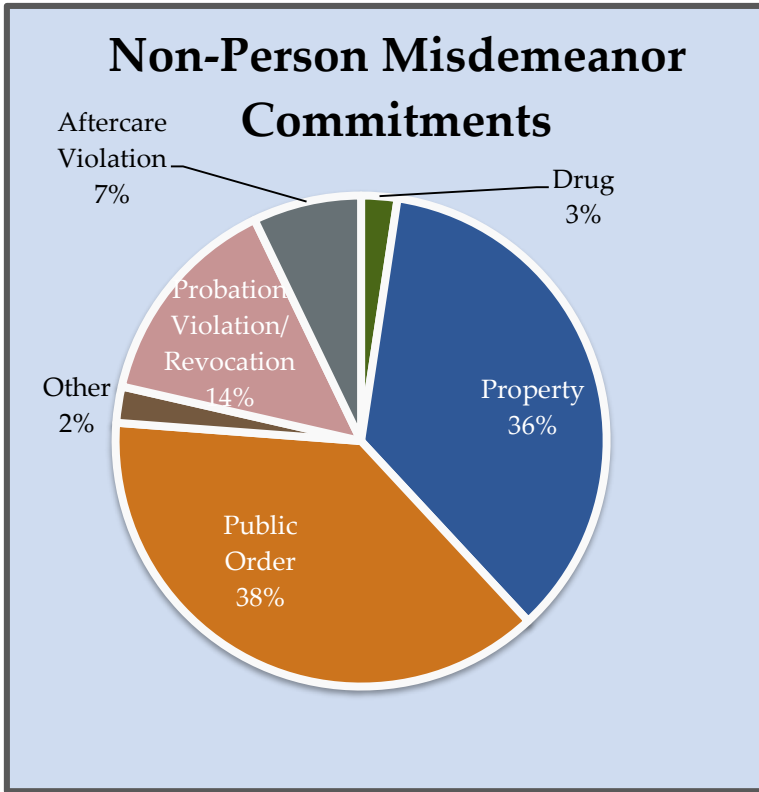
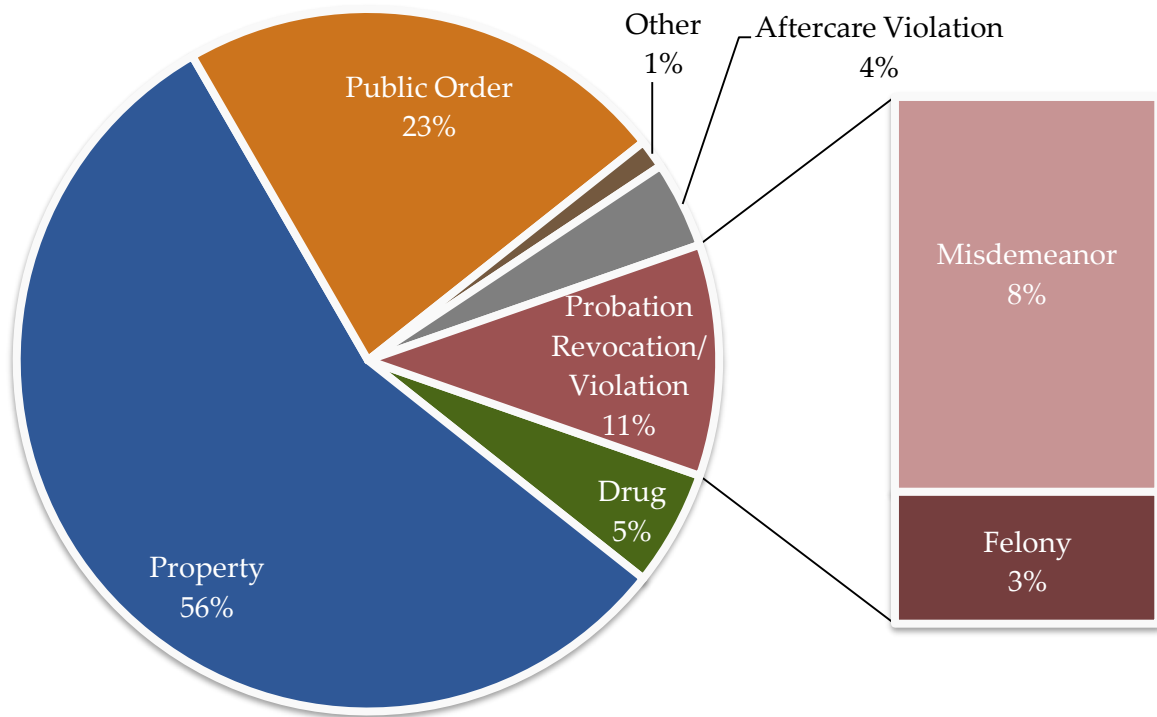
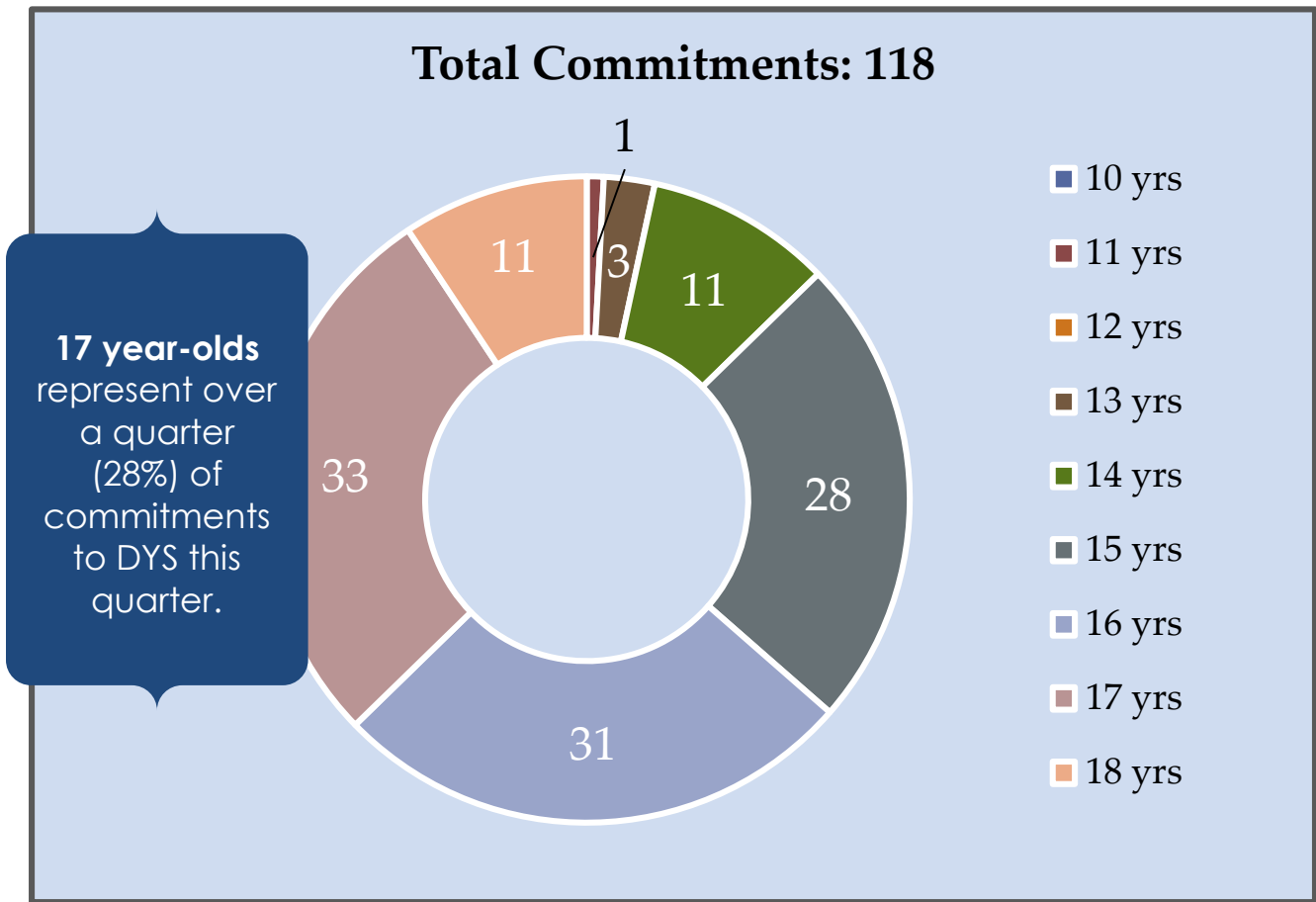


Figure 5a: Commitments by Age & Gender



Male Commitments: 103

Female Commitments: 15

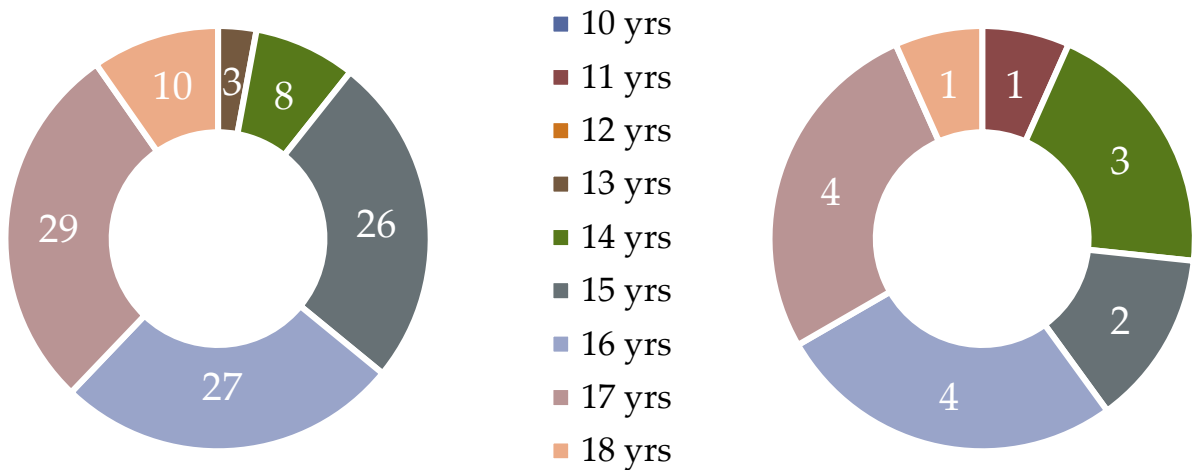
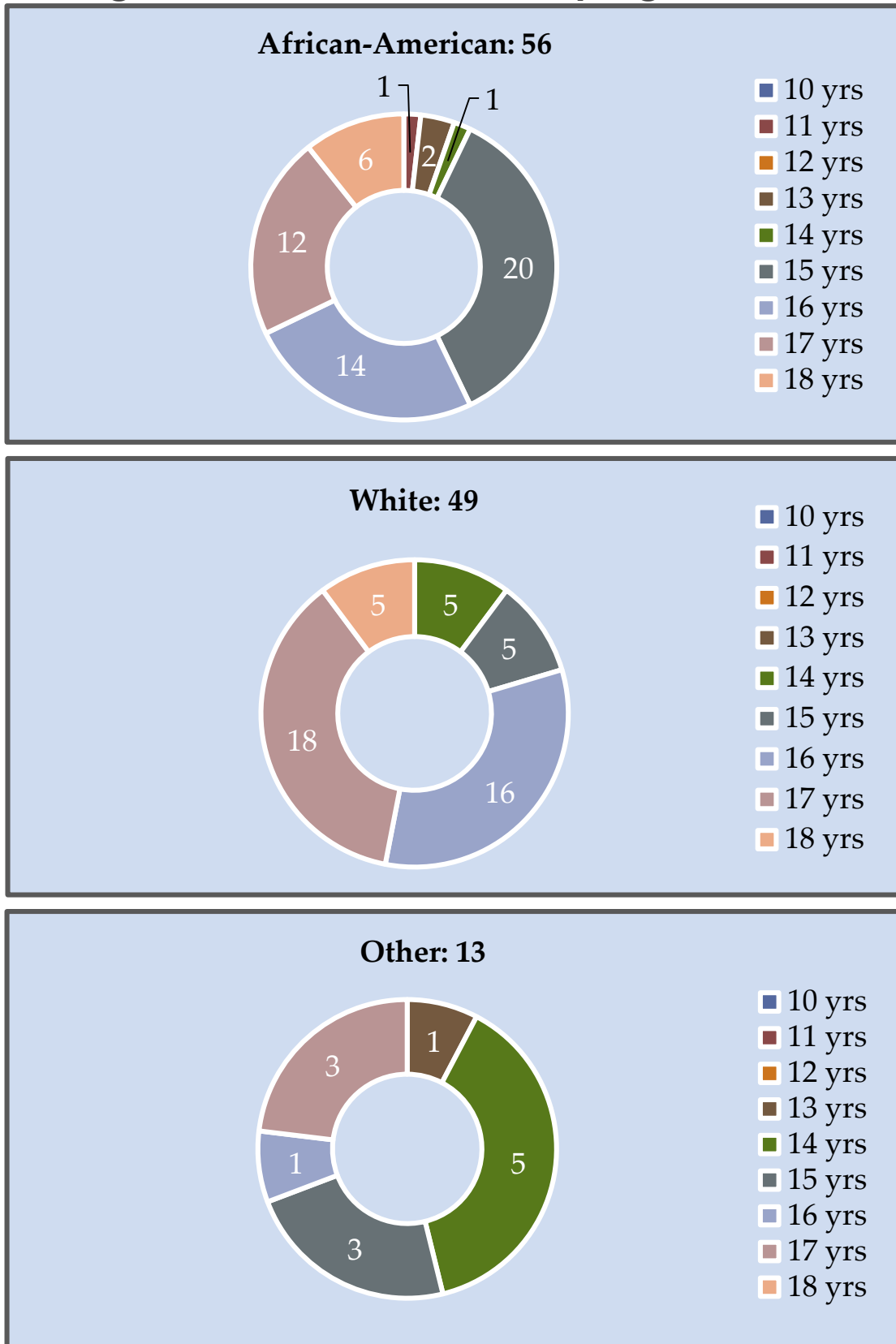


Figure 5b: Commitments by Age & Race



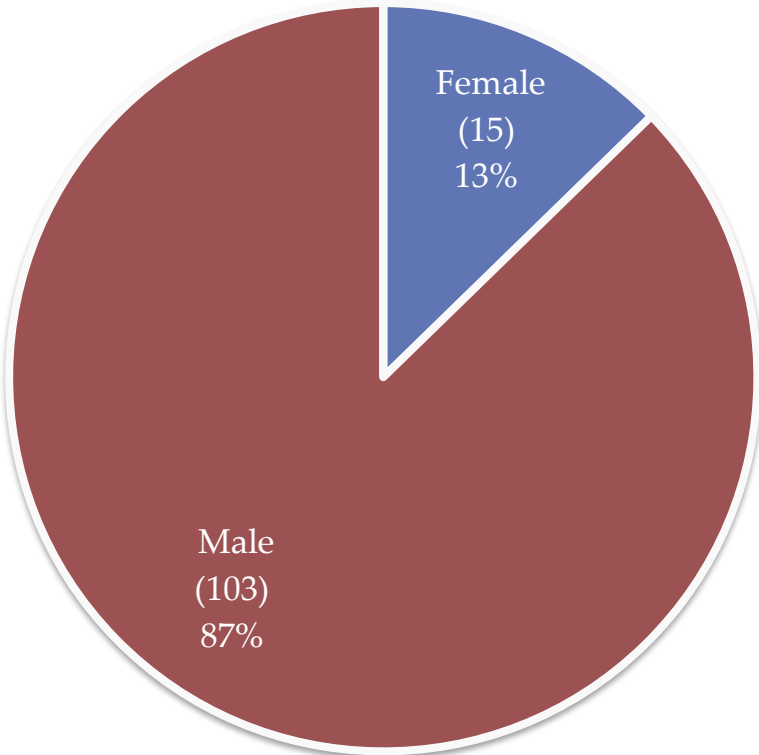
What are the demographics of youth committed to DYS care this quarter?

Figure 5c: Commitments by Age, Gender, and Race

Age (yrs)	African-American		White		Other		TOTAL
	male	female	male	female	male	female	
10							
11		1					1
12							
13	2				1		3
14	1		5		2	3	11
15	18	2	5		3		28
16	13	1	13	3	1		31
17	11	1	16	2	2	1	33
18	6		4	1			11
TOTAL	51	5	43	6	9	4	118

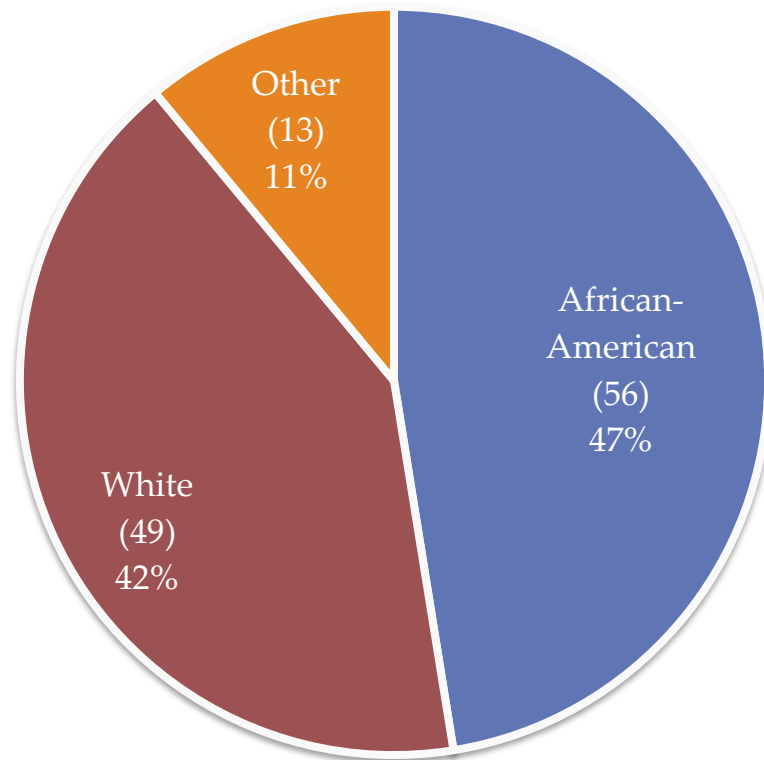
What are the demographics of youth committed to DYS care this quarter?

Figure 6: Commitments by Gender



What are the demographics of youth committed to DYS care this quarter?

Figure 7a: Commitments by Race



In the general state population (not just those in DYS custody), **African-American** youth make up **19 percent** of adolescents, while **white** youth account for **77 percent**.

Figure 7b-1: Commitments by Race by County

Committing County	African-American	White	Other	TOTAL
Arkansas		2		2
Ashley	2			2
Baxter				
Benton		2	1	3
Boone		1		1
Bradley				
Calhoun				
Carroll				
Chicot	1		1	2
Clark	2		1	3
Clay				
Cleburne				
Cleveland		1		1
Columbia	4			5
Conway			1	1
Craighead	1			1
Crawford	1			1
Crittenden	1			1
Cross				
Dallas	1			1
Desha	3	1		4
Drew	1	2		3
Faulkner	1	1		2
Franklin	3	2		5
Fulton				
Garland		1	2	3
Grant		1		1
Greene		1		1
Hempstead		1		1
Hot Spring	1	4	1	6
Howard				
Independence				
Izard				
Jackson	1	1		2
Jefferson	6	1		7
Johnson				
Lafayette	1			1

*
NOTE
 Zeros have been omitted from this chart for visual clarity
 *

(cont on next page)

What are the demographics of youth committed to DYS care this quarter?

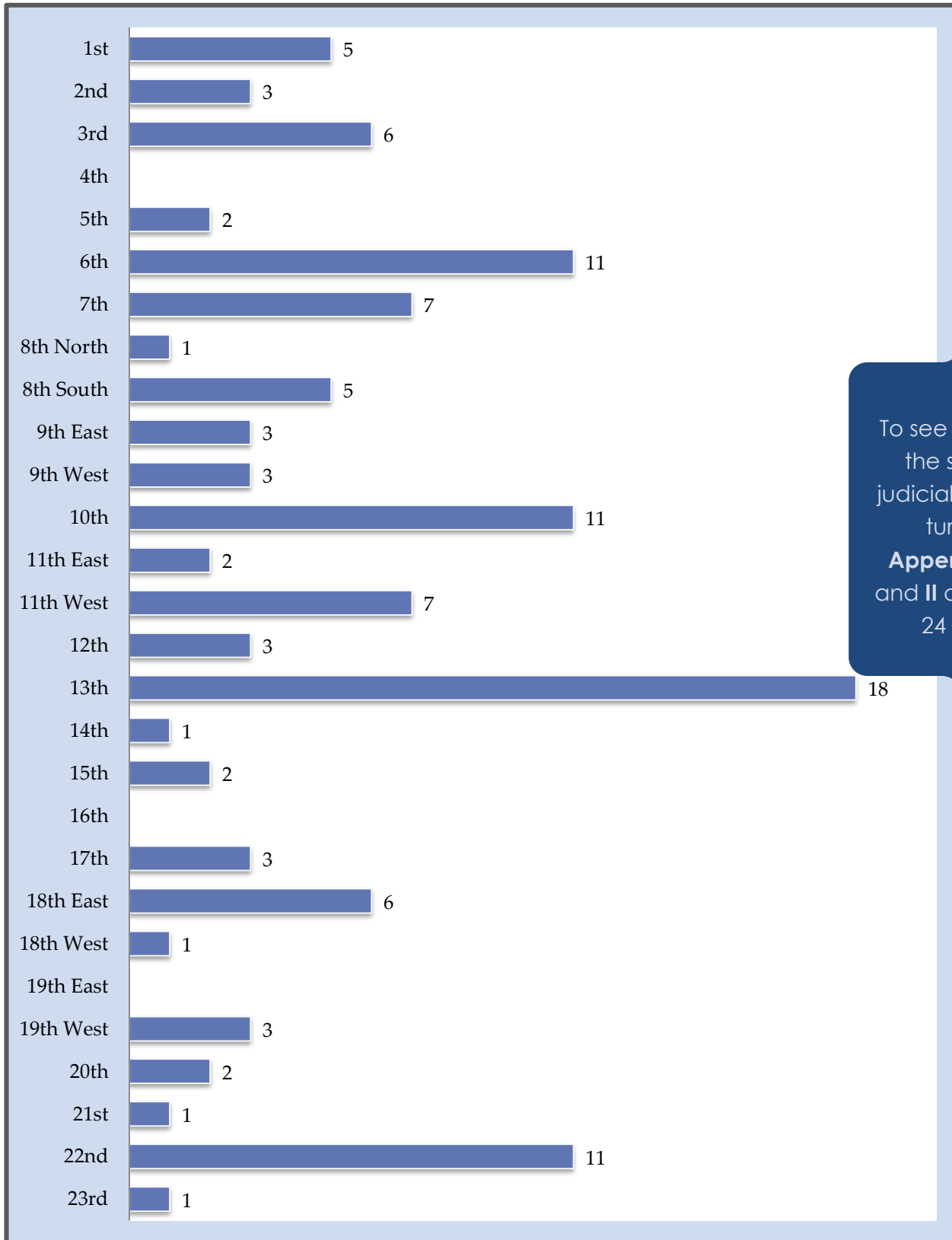
Figure 7b-2: Commitments by Race by County

Committing County	African-American	White	Other	TOTAL
Lawrence		1		1
Lee				
Lincoln				
Little River				
Logan				
Lonoke		1		1
Madison				
Marion				
Miller	3	1		4
Mississippi				
Monroe	2			2
Montgomery				
Nevada				
Newton				
Ouachita	7	1		8
Perry				
Phillips	2			2
Pike		1		1
Poinsett				
Polk		1		1
Pope				
Prairie				
Pulaski	8	2	1	11
Randolph		3		3
Saint Francis	1			1
Saline		9	2	11
Scott				
Searcy				
Sebastian	1	1	1	3
Sevier		1	1	2
Sharp				
Stone				
Union	1	2	1	4
Van Buren				
Washington				
White	1	2		3
Woodruff				
Yell		1		1
TOTAL	56	49	13	118

*
NOTE
 Zeros have been omitted from this chart for visual clarity
 *

How many youth were committed by each Judicial District?

Figure 8a: Commitments by District



To see **maps** of the state's judicial districts, turn to **Appendices I** and **II** on pages 24 & 25

Figure 8b-1: Commitments by District by Year

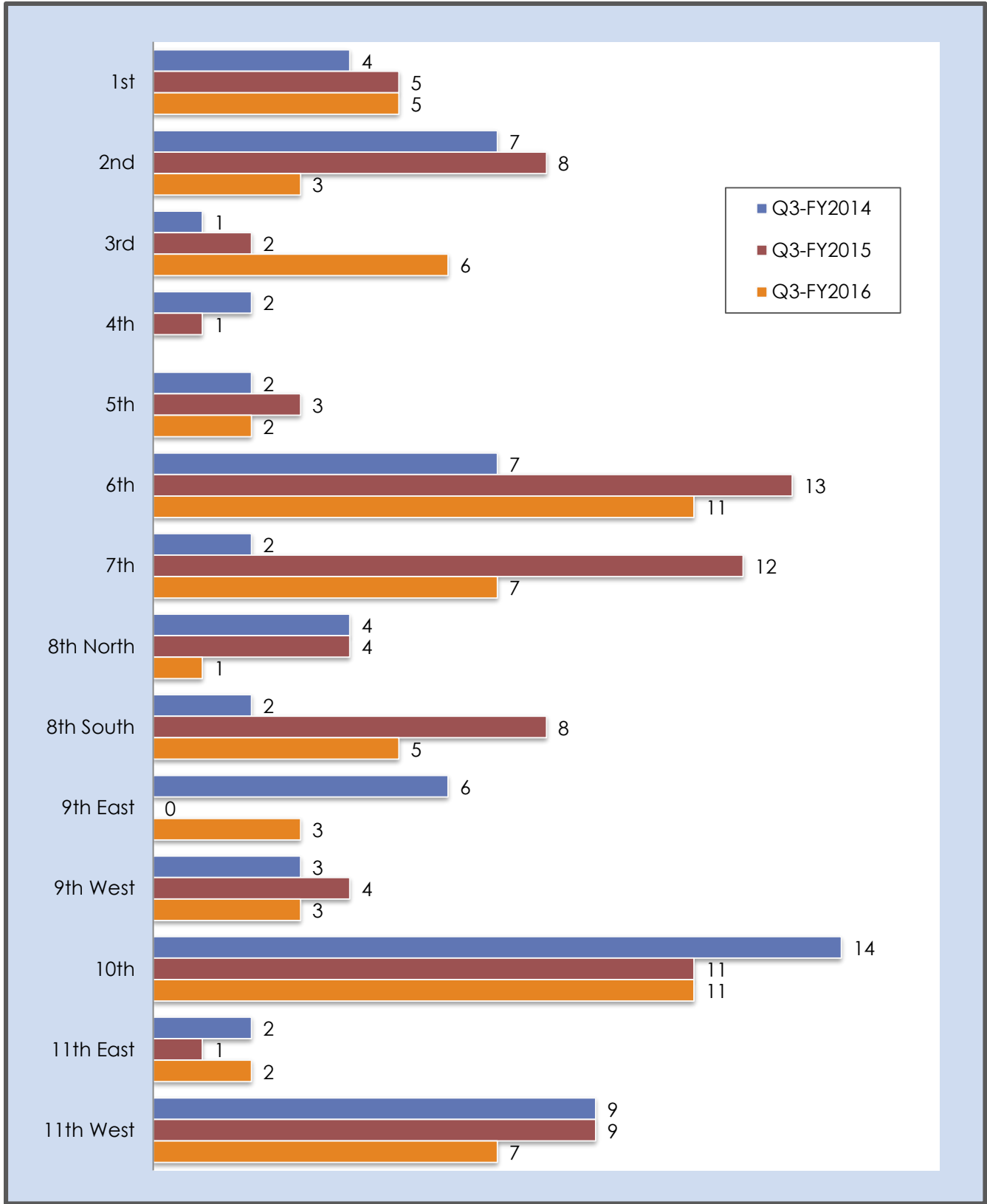
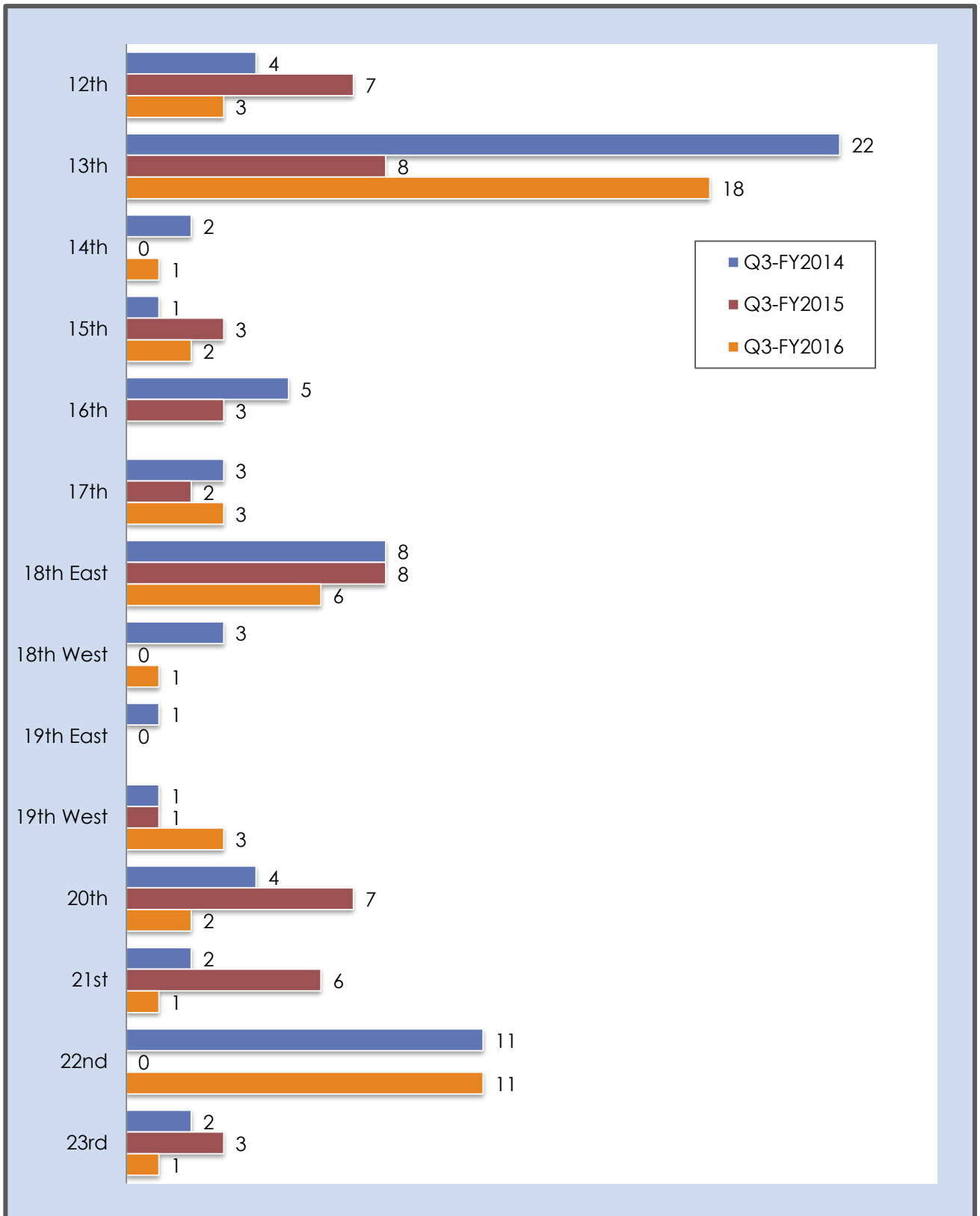
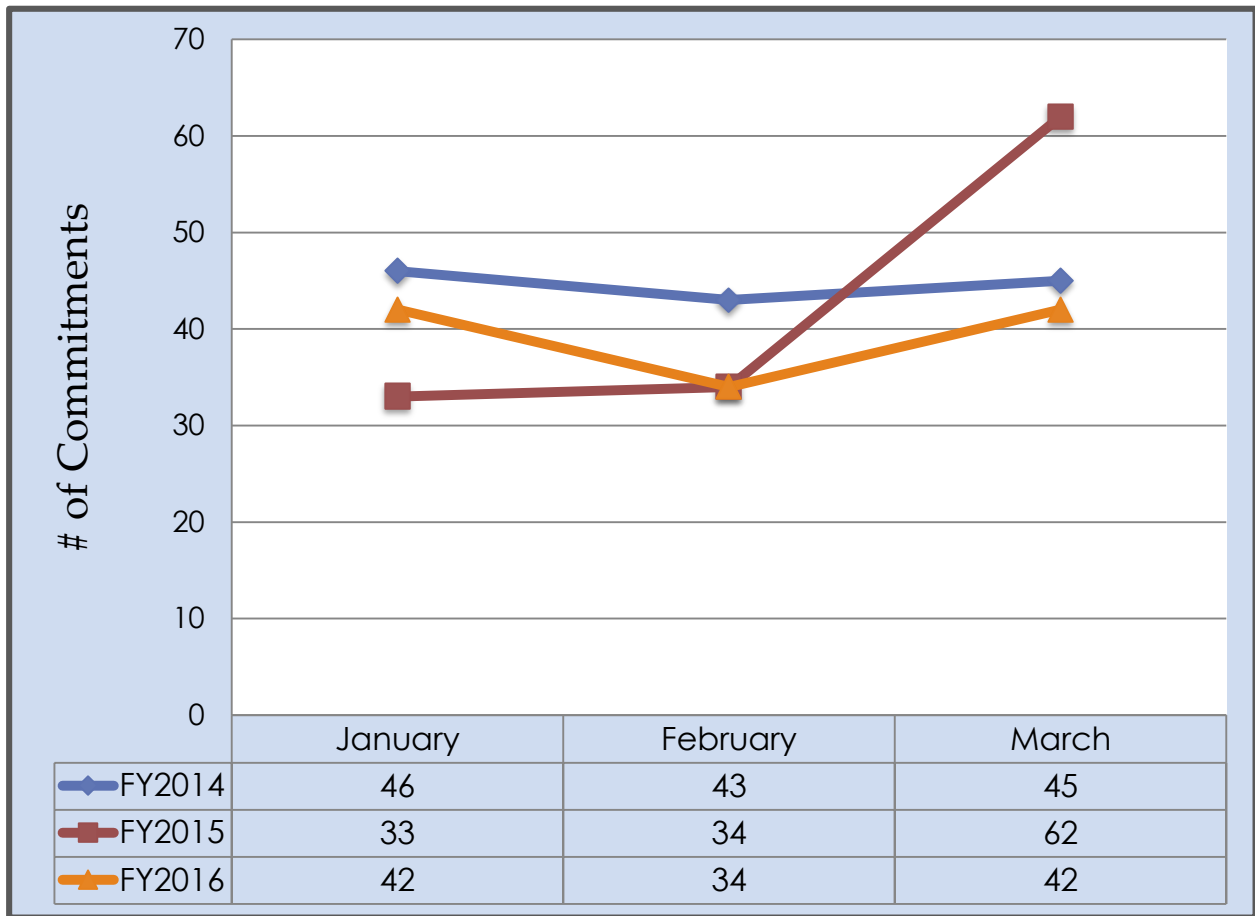


Figure 8b-2: Commitments by District by Year



How do this quarter's commitments compare to those of years past?

Figure 8c: Total Commitments for Quarter with Reference to Previous Years



Commitments for Q3 of this year (**118**) are down by 12% from FY2014 (134) and down by 9% from FY2015 (129)

How much do residential services cost?

Figure 9: Facility Bed Rates & Annual Cost

Facility	Provider	Daily Bed Rate	Annual Cost-Per-Youth	Contracted Beds
AJATC	G4S	\$239.08	\$87,264.20	100
Colt JTC	CYS	\$145.00	\$52,925.00	28
Harrisburg JTC	CYS	\$143.00	\$52,195.00	36
Dermott JTC	SAYS	\$145.00	\$52,925.00	30
Dermott 18-21	SAYS	\$150.00	\$54,750.00	32
Mansfield Boys	SAYS	\$139.00	\$50,735.00	27
Mansfield Girls	SAYS	\$142.00	\$51,830.00	22
Lewisville JTC	SAYS	\$144.00	\$52,560.00	30
DYS Average		\$175.29	\$63,980.85	Total = 305

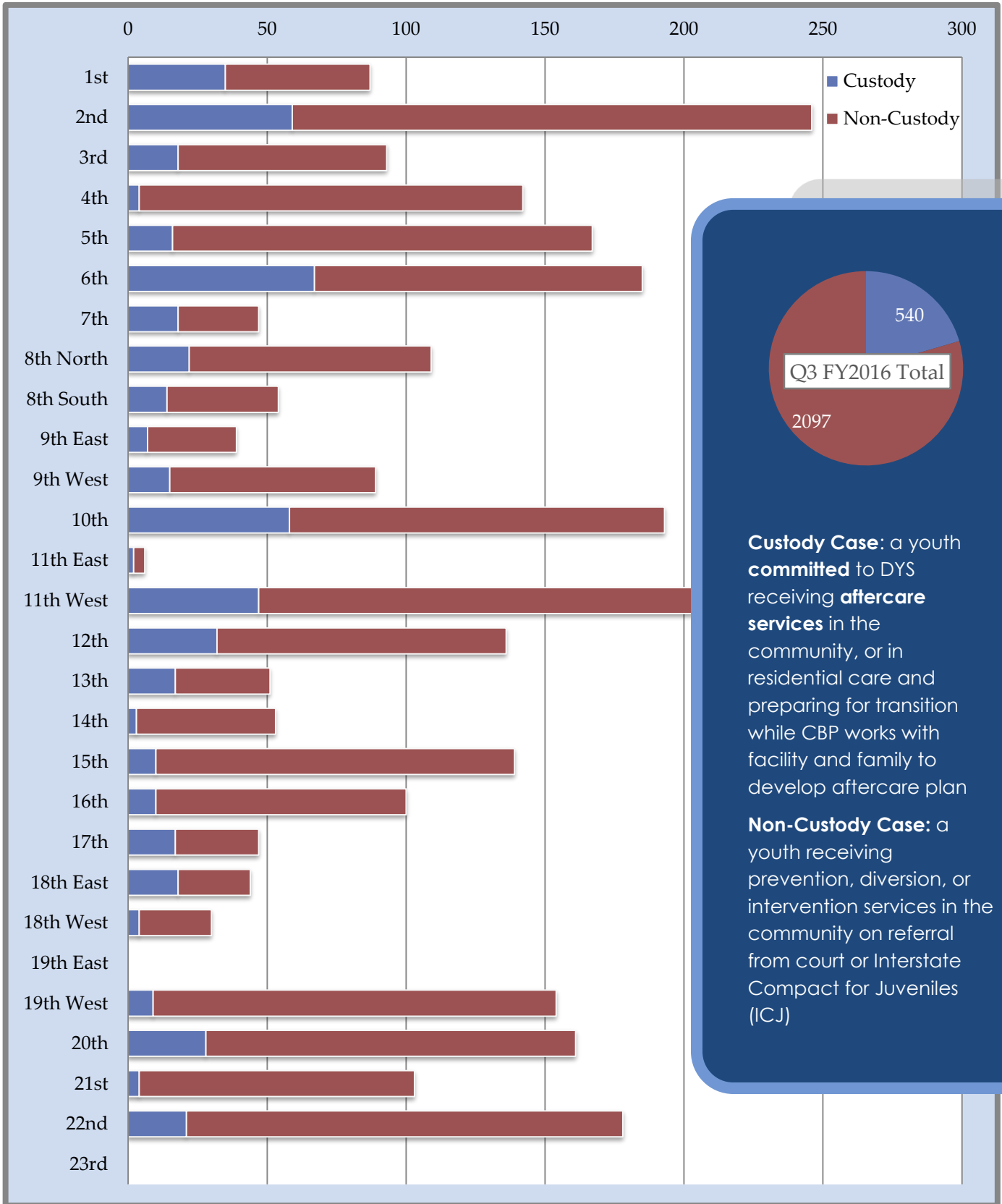
Daily Bed Rate: includes room, board, and treatment; **does not include** medical care and education expenses

Contracted Beds: does not reflect maximum capacity of facility

Annual-Cost-Per-Youth & DYS Average: do not include specialty residential substance abuse, psychiatric, or sex offender treatment programs

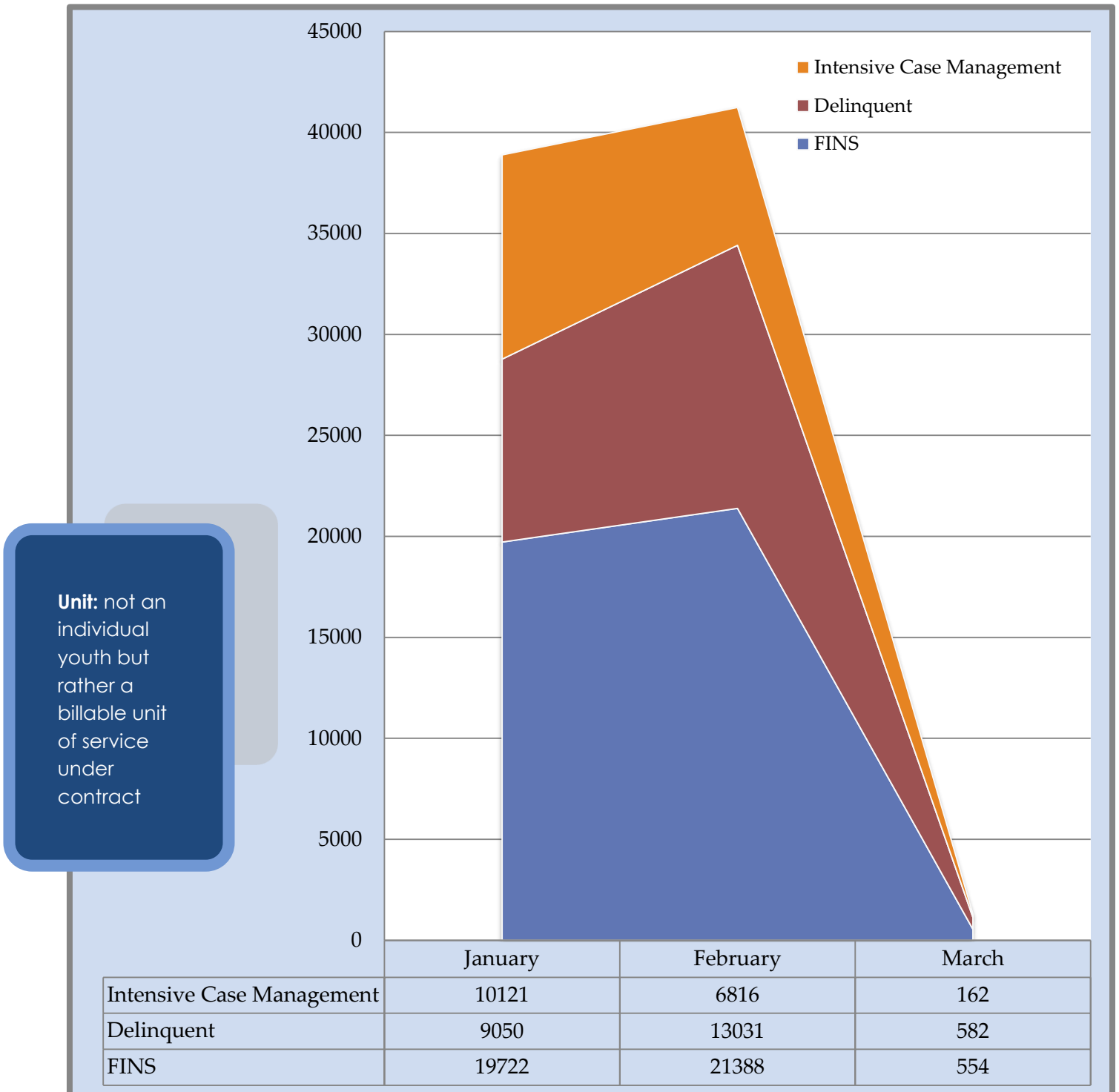
How many youth receive Community-Based Services?

Figure 10a: Youth Served by Community-Based Provider (CBP) Services



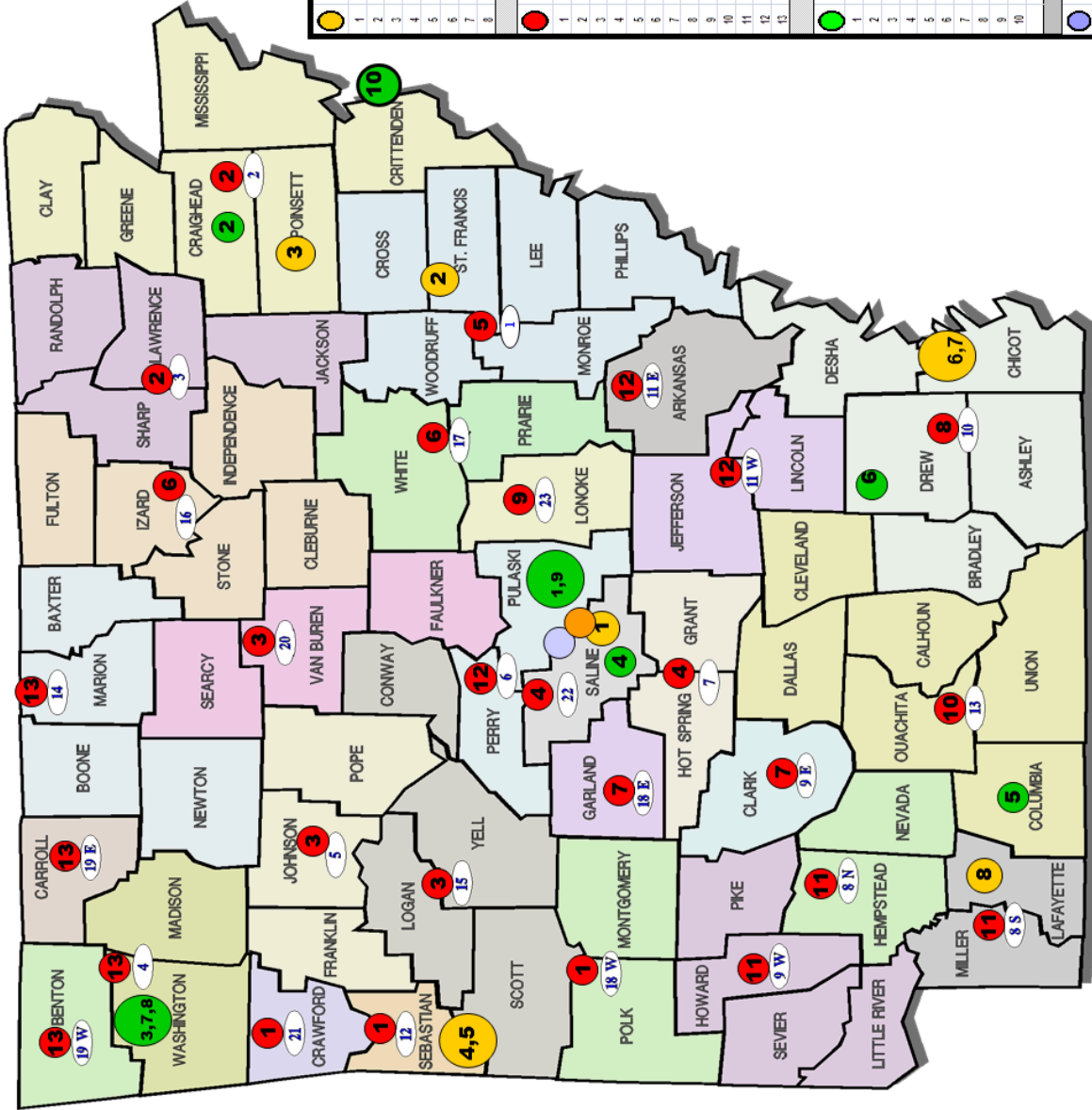
What kinds of Community-Based Services were provided this quarter?

Figure 10b: Community-Based Services Units by Program Designation



Map of AR DYS Treatment Centers, Programs, and Providers

Appendix I



Regional Treatment Centers and Correctional Facility	Location	Residential Beds
1. Arkansas Juvenile Assessment & Treatment Center	Alexander	100
2. Colt Juvenile Treatment Center	Colt	28
3. Harrisburg Juvenile Treatment Center	Harrisburg	36
4. Mansfield Juvenile Treatment Center for Girls	Mansfield	22
5. Mansfield Juvenile Treatment Center	Mansfield	27
6. Dermot Juvenile Correctional Facility	Dermot	32
7. Dermot Juvenile Treatment Center	Dermot	30
8. Levensville Juvenile Treatment Center	Levensville	30
Contracted Beds		305

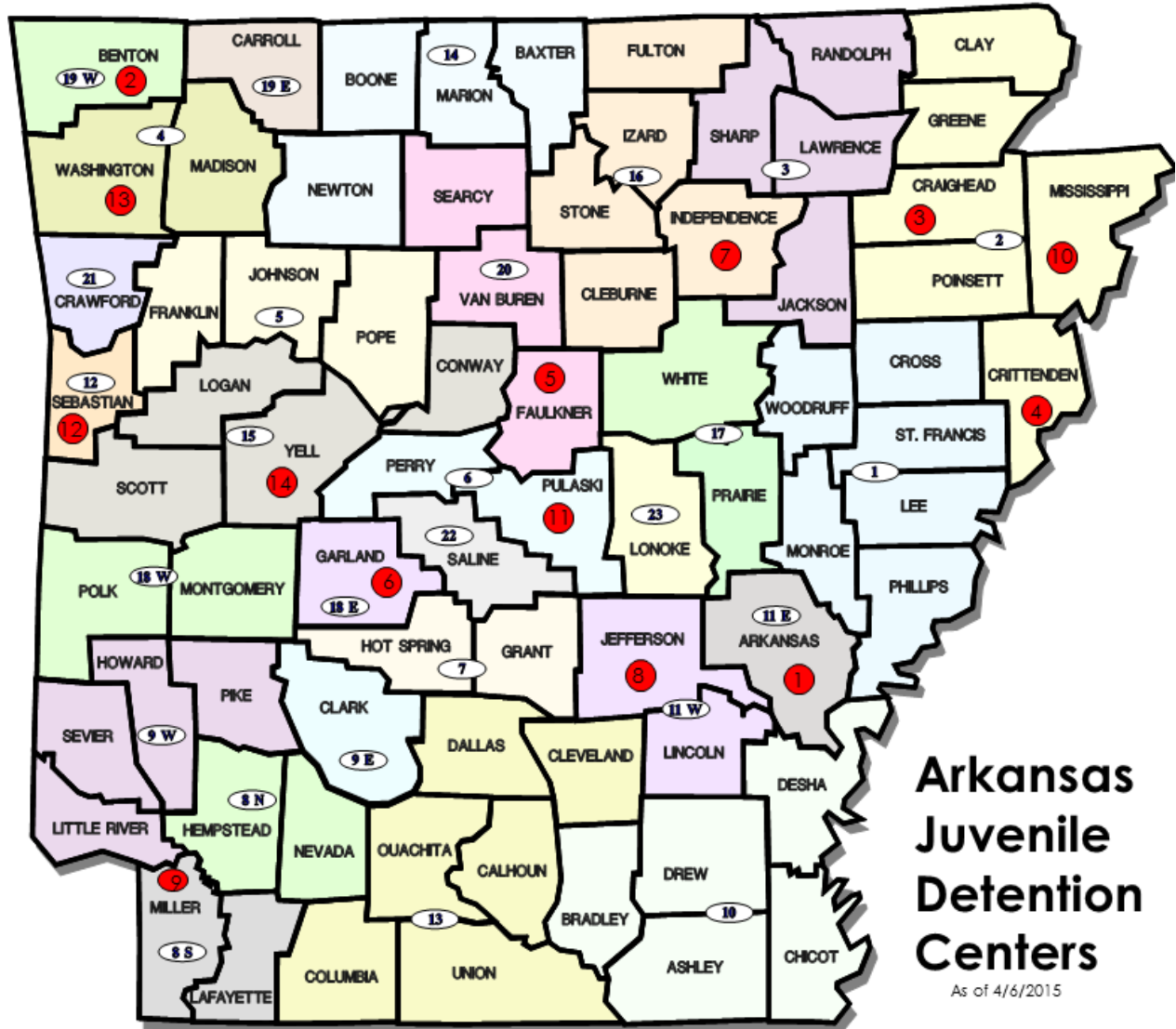
Community Based Providers	Location	Judicial Districts
1. Comprehensive Juvenile Services	Fl. Smith	12, 18W, 21
2. Consolidated Youth Services	Jonesboro	2, 3
3. Community Services, Inc.	Morrison	5, 15, 20
4. Counseling Clinic, Inc.	Benton	7, 22
5. East Arkansas Youth Services	Marion	1
6. Health Resources of Arkansas, Inc.	Batesville	16, 17
7. Ouachita Children's Center	Hot Springs	9E, 18E
8. Phoenix Youth & Family Services	Crossett	10
9. Professional Counseling Associates	Lonoke	23
10. South Arkansas Youth Services	Magnolia	13
11. SWAR Courts & Mental Health Cntr.	Texarkana	8N, 8S, 9W
12. United Family Services	Texarkana	6, 11E, 11W
13. Youth Bridge, Inc.	Fayetteville	4, 14, 19W, 19E

Specialized Residential Programs	Location	Service Type
1. Arkansas State Hospital (Psychiatric)	Little Rock	Sex Off. Tx./Psychiatric
2. Consolidated Youth Services A SAP	Jonesboro	Sex Off. Tx.
3. Pine Ridge Psychiatric Center	Fayetteville	Sex Off. Tx.
4. Rivendell Psychiatric Treatment	Benton	Psychiatric
5. South Arkansas Youth Services Therapeutic Group	Magnolia	Therapeutic
6. Vera Lloyd Therapeutic Group Home	Monticello	Therapeutic
7. Youth Bridge Therapeutic Group Home (Male)	Fayetteville	Therapeutic
8. Youth Bridge Substance Abuse Treatment	Fayetteville	Substance Abuse
9. Youth Home, Inc.	Little Rock	Psychiatric
10. Youth Villages, Inc.	Memphis, TN	Sex Off. Tx./Psychiatric

● UAMS Mobile Assessment Team	Little Rock	Statewide Assessments
● UAMS Adolescent Sexual Adjustment Program	Little Rock	Outpatient Assessment/Treatment

Map of AR Juvenile Detention Centers

Appendix II



1.	Arkansas County JDC, DeWitt	8.	*Jefferson County JDC, Pine Bluff
2.	Benton County JDC, Bentonville	9.	*Miller County JDC, Texarkana
3.	Craighead County JDC, Jonesboro	10.	Mississippi County JDC, Luxora
4.	Crittenden County JDC, West Memphis	11.	Pulaski County JDC, Little Rock
5.	Faulkner County JDC, Conway	12.	Sebastian County JDC, Fort Smith
6.	*Garland County JDC, Hot Springs	13.	Washington County JDC, Fayetteville
7.	*Independence County JDC, Batesville (White River JDC)	14.	*Yell County JDC, Danville

* Indicates Division of Youth Services (DYS) five (5) Memorandum of Understanding (MOU) agreement counties.

Child Maltreatment Incident Reporting & Investigation Procedure

Appendix III

