



Oversight Report
Major Ron Stayton
Crimes Against Children Division

(APRIL – JUNE 2016)

Introduction

This report shows the performance of the Arkansas State Police's Crimes Against Children Division (CACD) in the *fourth quarter* of the Fiscal year 2016.

The CACD is evaluated on six (6) performance indicators of compliance, which were developed during the Angela R. lawsuit in Federal Court in the 1990's. Also, the indicators are a part of the oversight of the agreement with the Arkansas Department of Human Services – Division of Children and Family Services (DCFS).

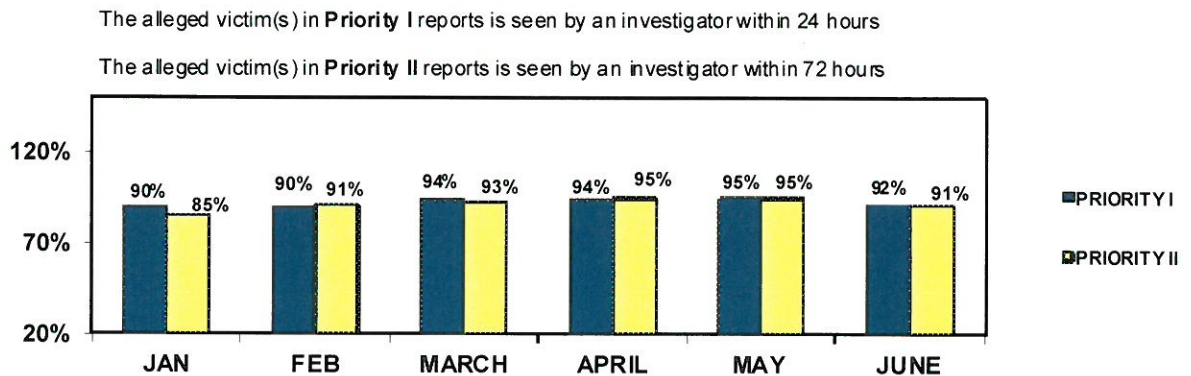
- ✓ Indicator 01b - The alleged victim(s) in Priority I reports is seen by an investigator within 24 hours.
- ✓ Indicator 02b - The alleged victim(s) in Priority II reports is seen by an investigator within 72 hours.
- ✓ Indicator 03b - All children in the home are seen during the investigation.
- ✓ Indicator 04b - The victim is interviewed/observed outside the presence of the offender.
- ✓ Indicator 05b - Parents/Caretakers are interviewed in all investigations.
- ✓ Indicator 06b - Investigations are concluded within 45 days of receipt of the allegation.

This report presents the Crimes Against Children Division's compliance rate with each of the performance indicators, followed by the individual sections' activity. The self-monitored areas are included in the appropriate section; if not previously presented in the performance indicator information.

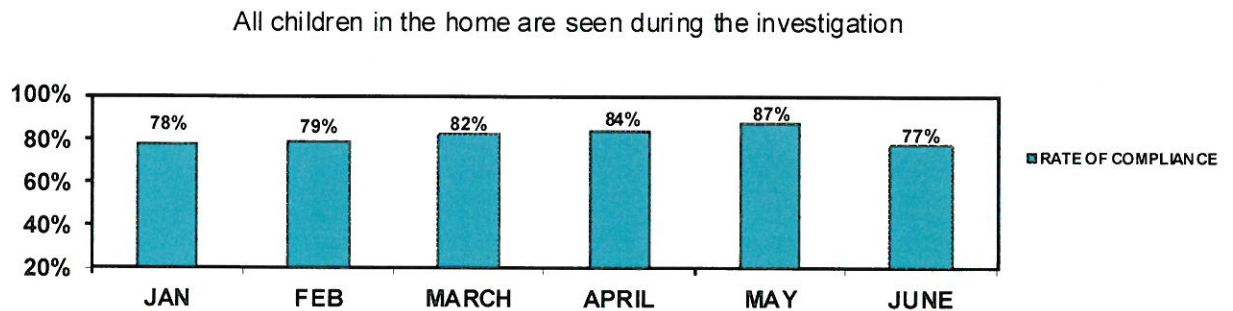
Compliance Rates

By agreement with the Department of Human Services, the Crimes Against Children Division is required to meet a minimum of 85% compliance in each Performance Indicator. The compliance rates reported here are from the monthly Compliance Outcome Report (COR) published by the Division of Children and Family Services.

Performance Indicators 1b and 2b require that victim children are seen within 24 hours in a Priority I and 72 hours in a Priority II allegation, respectively.

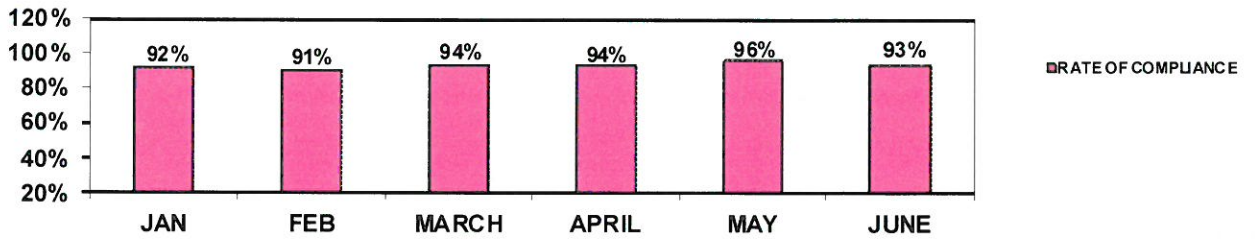


Performance indicators 3b – All children in the home are seen during the investigation.



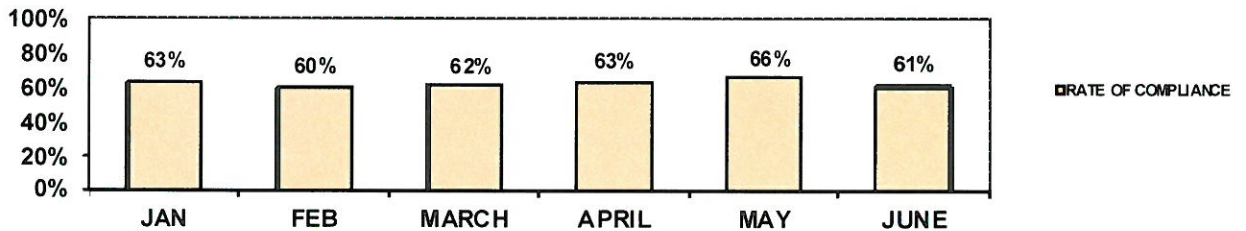
Performance indicator 4b – The child is interviewed (non-verbal children observed) outside the presence of the alleged offender.

The victim is interviewed/observed outside the presence of the offender



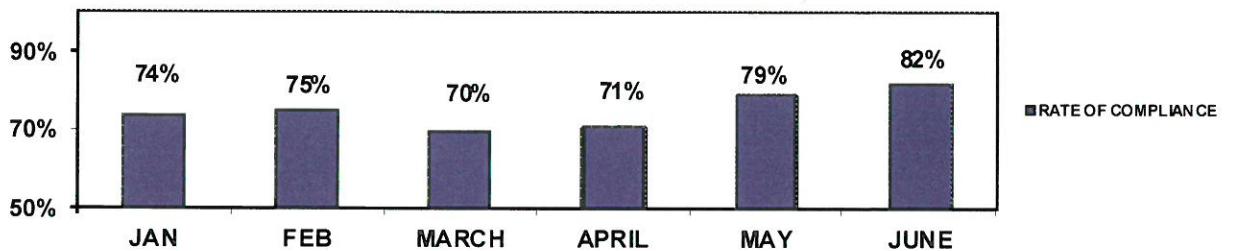
Performance indicators 5b – Parents/Caretakers are interviewed in all cases.

Parents/Caretakers are interviewed in all investigations



Performance indicator 6b – Investigations completed within 45 days of receipt.

Investigations are concluded within 45 days



Child Abuse Hotline

Hotline activity during the *three* (3) months:

	<u>Calls</u> <u>Received</u>	<u>Reports</u> <u>Accepted</u>
April	5,830	2,876
May	5,767	2,860
June	<u>4,938</u>	<u>2,408</u>
Total	16,535	8,144

The Hotline dispatched 1,564 *Priority I* cases for investigation by the **CACD** during the three-month period, while **DCFS** was assigned 6,580 *Priority II* cases.

Investigation Section

As demonstrated in the chart, the '*true*' rate averaged 35% for the months of **April, May and June**.

<u>Month</u>	<u>Opened</u>	<u>Closed</u>	<u>True</u>	<u>Sub Rate</u>	<u>Total Active</u>	<u>Active >45</u>
April	491	517	175	34%	1,085	79
May	564	623	203	33%	872	39
June	<u>509</u>	<u>533</u>	<u>203</u>	<u>38%</u>	<u>942</u>	<u>91</u>
Total	1,564	1,673	581	35%	2,899	209

When a Priority I allegation is received, local law enforcement is notified. The local agency has the option of conducting the investigation independently or jointly with CACD, or declining involvement at that point. If local authorities decline to investigate and if the CACD investigator finds sufficient information to suspect that a serious crime has occurred, the investigator shall contact the State Police Criminal Investigation Division (CID) and request that a criminal investigation be conducted.

SECTION II

**CRIMES AGAINST CHILDREN
DIVISION**

**SEVERE PHYSICAL & SEXUAL
ABUSE ALLEGATIONS REPORTED
BY TYPE
&
CIVILIAN INVESTIGATORS' ACTIVITIES**

QUARTERLY REPORT

APRIL - JUNE 2016

APRIL - JUNE
2016

Attorney Ad Litem	37
CACD Employee	92
CASA/Volunteer	17
Child Advocacy/Child Safety Center Employee	59
Child Care Worker or Foster Care Worker	28
Clergy	22
Contracted DHS Employee	2
Counselor/Therapist	1133
Coroner / Medical Examiner	6
Court Personnel	14
Day Care Provider	187
Dental Hygienist	0
Dentist	0
DHS Employee	463
Domestic Abuse Advocate	18
Domestic Violence Shelter Employee/Volunteer	14
FINS Officer	15
Foster Parent	39
Hospital Personnel	255
Judge	4
Juvenile Probation Officer	111
Law Enforcement	2118
Mental Health Professional	409
Nurse/Other Medical Professional	731
Physician	52
Prosecuting Attorney	6
Rape Crisis Advocate	3
Resident Intern	4
School	601
School Counselor	875
School Official	275
Teacher	661
Sexual Abuse Advocate	0
Social Worker	540
Surgeon	0
Victim Assistance Professional	19
Victim/Witness Coordinator	13
MANDATED REPORTERS	8,823

Of the 8,823 reports called into the hotline by mandated reporters, between 04/01/2016 and 06/30/2016, 4,913 (56%) were accepted for an investigation while another 639 (7%) were accepted for differential response.

ASP-CACD
 APRIL - JUNE 2016

COUNTY	CASES ASSIGNED	ESTIMATED POPULATION (US Census Bureau 2015)	County Percentage
Arkansas	12	18,433	0.0006
Ashley	9	20,838	0.0004
Baxter	15	41,053	0.0004
Benton	109	249,672	0.0004
Boone	24	37,222	0.0006
Bradley	12	11,094	0.001
Calhoun	0	5,229	0.0005
Carroll	15	27,704	0.0005
Chicot	6	11,027	0.0005
Clark	12	22,633	0.0009
Clay	13	15,109	0.0006
Cleburne	15	25,467	0.0005
Cleveland	4	8,311	0.0004
Columbia	11	24,114	0.0006
Conway	12	21,019	0.0005
Craighead	50	104,354	0.0005
Crawford	29	61,703	0.0006
Crittenden	28	48,963	0.0006
Cross	12	17,284	0.0007
Dallas	4	7,604	0.0005
Desha	3	11,965	0.0002
Drew	9	18,778	0.0005
Faulkner	25	121,552	0.001
Franklin	25	17,702	0.0005
Fulton	6	12,204	0.0006
Garland	62	97,177	0.0006
Grant	11	18,102	0.0008
Greene	35	44,196	0.0007
Hempstead	15	22,084	0.0004
Hot Spring	14	33,426	0.003
Howard	45	13,300	0.0005
Independence	18	37,052	0.0004
Izard	5	13,445	0.0006
Jackson	10	17,338	0.0004
Jefferson	31	71,565	0.0004
Johnson	21	26,141	0.0008
Lafayette	2	6,996	0.0003
Lawrence	6	16,779	0.0004
Lee	5	9,650	0.0005
Lincoln	10	13,820	0.0007
Little River	5	12,472	0.0004

ASP-CACD
APRIL - JUNE 2016

COUNTY	CASES ASSIGNED	ESTIMATED POPULATION (US Census Bureau 2015)	County Percentage
Logan	17	21,714	0.0008
Lonoke	61	71,645	0.0008
Madison	8	15,767	0.0005
Marion	8	16,185	0.0005
Miller	23	43,908	0.0005
Mississippi	37	43,738	0.0008
Monroe	5	7,399	0.0007
Montgomery	7	8,970	0.0008
Nevada	2	8,558	0.0002
Newton	3	7,913	0.0004
Ouachita	15	24,358	0.0006
Perry	3	10,189	0.0004
Phillips	12	19,513	0.0006
Pike	4	10,824	0.0004
Poinsett	15	24,040	0.0006
Polk	10	20,216	0.0005
Pope	29	63,390	0.0005
Prairie	3	8,291	0.0004
Pulaski	180	392,664	0.0005
Randolph	3	17,469	0.0002
St. Francis	18	26,589	0.0007
Saline	62	117,460	0.0005
Scott	9	10,513	0.0009
Searcy	4	7,869	0.0005
Sebastian	66	127,780	0.0005
Sevier	11	17,290	0.0006
Sharp	8	16,912	0.0005
Stone	5	12,456	0.0004
Union	14	40,144	0.0004
Van Buren	7	16,771	0.0004
Washington	104	225,477	0.0005
White	46	79,161	0.0006
Woodruff	3	6,741	0.0004
Yell	7	21,713	0.0003
TOTAL	1,564		

ABUSE ALLEGATIONS REPORTED BY TYPE

APRIL 2016		MAY 2016		JUNE 2016	
<u>Allegation Title</u>	<u># Reported</u>	<u>Allegation Title</u>	<u># Reported</u>	<u>Allegation Title</u>	<u># Reported</u>
Bruises, Cuts & Welts	26	Bruises, Cuts & Welts	24	Bruises, Cuts & Welts	15
Abuse with a Deadly Weapon	6	Abuse with a Deadly Weapon	8	Abuse with a Deadly Weapon	5
Bone Fractures	11	Bone Fractures	8	Bone Fractures	11
Brain Damage/Skull Fracture	6	Brain Damage/Skull Fracture	5	Brain Damage/Skull Fracture	8
Burns/Scalding	22	Burns/Scalding	17	Burns/Scalding	14
Failure to Protect/Thrive	21/0	Failure to Protect/Thrive	27/0	Failure to Protect/Thrive	22/0
Immersion/DEATH	0/3	Immersion/DEATH	2/1	Immersion/DEATH	2/5
Indecent Exposure	18	Indecent Exposure	16	Indecent Exposure	13
Internal Injuries	0	Internal Injuries	0	Internal Injuries	2
Juvenile Aggressor	33	Juvenile Aggressor	38	Juvenile Aggressor	30
Malnutrition	1	Malnutrition	0	Malnutrition	0
Medical Neglect of Dis. Infant	0	Medical Neglect of Dis. Infant	0	Medical Neglect of Dis. Infant	0
Oral Sex/Mental Injury	22/0	Oral Sex/Mental Injury	38/0	Oral Sex/Mental Injury	36/1
Poison/Noxious	3	Poison/Noxious	4	Poison/Noxious	7
Pornography	14	Pornography	8	Pornography	15
Sexual Contact	277	Sexual Contact	276	Sexual Contact	266
Sexual Exploitation	17	Sexual Exploitation	16	Sexual Exploitation	14
Sexual Penetration	91	Sexual Penetration	124	Sexual Penetration	131
Sexual Solicitation/Voyeurism	3/6	Sexual Solicitation/Voyeurism	2/6	Sexual Solicitation/Voyeurism	4/7
Subdural Hematoma	3	Subdural Hematoma	1	Subdural Hematoma	4
Suffocation	23	Suffocation	25	Suffocation	20
Threat of Harm	15	Threat of Harm	19	Threat of Harm	24
Total for Month	621	Total for Month	665	Total for Month	656

SECTION III

-

CRIMES AGAINST CHILDREN DIVISION

-

ALLEGATION TYPES AND ALLEGED VICTIM CHILDREN

&

**IDENTIFIED ALLEGED OFFENDER RELATIONSHIPS
WITH ALLEGED VICTIM CHILDREN**

-

APRIL - JUNE 2016

CACD Breakdown of the Allegation Types and Alleged Victim Children that were Cited in All Referrals that were Accepted for Investigation
 APRIL - JUNE 2016

ALLEGATION TYPE	Number of Referrals in which Allegation was Cited	Percentage (%) of All Referrals in which Allegation was Cited	Total Alleged Victim Children Involved in Allegation	0 to 1 Years	%	2 to 5 Years	%	6 to 9 Years	%	10 to 13 Years	%	14 Years and Older	%	Age Unknown	%
Sexual Contact	825	64.1	908	8	0.008	153	0.17	182	0.2	228	0.25	323	0.36	14	0.015
Sexual Penetration	417	32.4	435	0	0	59	0.14	60	0.14	99	0.23	212	0.49	5	0.011
Oral Sex	141	10.9	153	1	0.006	23	0.15	39	0.25	36	0.23	51	0.33	3	0.02
Sexual Exploitation	52	4	61	1	0.02	7	0.11	15	0.25	16	0.26	20	0.33	2	0.03
Indecent Exposure	61	4.7	75	1	0.01	11	0.15	20	0.27	25	0.33	18	0.24	0	0
Voyeurism	17	1.3	21	0	0	0	0	6	0.29	10	0.48	5	0.24	0	0
Live Sex Acts/Pornography (Encrg.)	7	0.5	9	0	0	2	0.2	3	0.33	3	0.33	1	0.11	0	0
Live Sex Acts/Pornography (Permit.)	2	0.2	3	0	0	0	0	1	0.33	2	0.67	0	0	0	0
Live Sex Acts/Pornography (Forcing)	2	0.2	3	0	0	0	0	1	0.33	2	0.67	0	0	0	0
Total of Victim's by Age				11		255		327		421		630		24	

*Multiple Allegations Can Be Cited for Each Referral

Breakdown of the Identified Relationships that Alleged Offenders have with Alleged Victim Children, by Allegation Type

APRIL - JUNE 2016

ALLEGATION TYPE	Total Number of Relationship Types Cited for Allegation	Type of Relationship that Offender Has with Alleged Victim(s)	Number of Referrals in which Relationship Type was Identified	0 to 9 Years	10 to 19 Years	20 to 29 Years	30 to 39 Years	40 to 49 Years	50 to 59 Years	60 to 69 Years	70 and Older	Unknown
Sexual Contact	894	Mother	28	0	0	12	12	2	0	0	0	2
		Father	125	0	0	20	59	29	11	1	0	5
		No Relation	253	0	88	53	24	11	11	9	3	54
		Brother	64	1	49	9	0	1	0	0	0	4
		Sister	4	0	3	1	0	0	0	0	0	0
		Unknown	45	0	2	2	1	0	0	1	1	38
		Cousin	38	1	22	10	2	1	0	0	0	2
		Grandparent	40	0	0	0	1	3	19	11	2	4
		No Selection	13	0	2	1	2	1	2	0	0	5
		Live-in/Significant Other	58	0	6	19	12	10	4	0	0	7
		Other Relative	10	0	0	1	4	0	2	0	1	2
		Friend	63	0	32	17	5	1	1	1	0	6
		Great Grandparent	1	0	0	0	0	0	0	0	1	0
		Aunt/Uncle	52	0	13	10	10	7	6	0	0	6
		StepFather	56	0	0	7	22	19	3	1	0	4
		Neighbor	24	0	9	3	6	4	0	0	0	2
		StepMother	3	0	0	1	2	0	0	0	0	0
		Staff Person	2	0	0	2	0	0	0	0	0	0
		Teacher	10	0	0	2	2	1	2	0	0	3
		Great Aunt/Uncle	2	0	0	0	0	0	1	0	0	1
		Day Care	3	0	0	0	1	0	1	0	0	1

Breakdown of the Identified Relationships that Alleged Offenders have with Alleged Victim Children, by Allegation Type

APRIL - JUNE 2016

ALLEGATION TYPE	Total Number of Relationship Types Cited for Allegation	Type of Relationship that Offender Has with Alleged Victim(s)	Number of Referrals in which Relationship Type was Identified	0 to 9 Years	10 to 19 Years	20 to 29 Years	30 to 39 Years	40 to 49 Years	50 to 59 Years	60 to 69 Years	70 and Older	Unknown
Sexual Penetration	441	Mother	10	0	0	4	3	2	0	0	0	1
		Father	52	0	0	6	26	14	2	1	0	3
		No Relation	148	0	49	33	16	5	4	6	0	35
		Brother	33	0	27	5	0	0	0	0	0	1
		Sister	1	0	1	0	0	0	0	0	0	0
		Unknown	16	0	1	1	1	0	0	1	0	12
		Cousin	19	0	11	4	2	1	0	0	0	1
		Grandparent	15	0	0	0	0	1	6	5	1	2
		No Selection	2	0	0	0	0	0	0	0	0	2
		Live-in/Significant Other	29	0	6	9	6	4	2	0	0	2
		Friend	37	0	16	13	2	0	0	1	0	5
		Aunt/Uncle	23	0	5	7	5	2	2	0	0	2
		StepMother	1	0	1	0	0	0	0	0	0	0
		StepFather	31	0	0	5	13	9	1	1	0	2
		Neighbor	13	0	3	2	3	3	0	0	0	2
		Teacher	5	0	0	1	2	1	0	0	0	1
		Other Relative	6	0	0	1	3	0	0	0	1	1

Breakdown of the Identified Relationships that Alleged Offenders have with Alleged Victim Children, by Allegation Type

APRIL - JUNE 2016

ALLEGATION TYPE	Total Number of Relationship Types Cited for Allegation	Type of Relationship that Offender Has with Alleged Victim(s)	Number of Referrals in which Relationship Type was Identified	0 to 9 Years	10 to 19 Years	20 to 29 Years	30 to 39 Years	40 to 49 Years	50 to 59 Years	60 to 69 Years	70 and Older	Unknown
Sex (Oral)	151	Mother	3	0	0	1	2	0	0	0	0	0
		Father	23	0	0	4	10	8	1	0	0	0
		No Relation	42	0	13	8	8	1	0	5	0	7
		Brother	14	0	12	0	0	0	0	0	0	2
		Friend	14	0	11	0	2	0	0	0	0	1
		Unknown	2	0	0	1	0	0	0	1	0	0
		Cousin	11	0	7	3	1	0	0	0	0	0
		Aunt/Uncle	8	0	1	3	0	2	0	0	0	2
		Grandparent	6	0	0	0	0	1	2	2	1	0
		Live-in/Significant Other	9	0	1	1	3	1	1	0	0	2
		Stepfather	9	0	0	0	4	3	1	0	0	1
		Teacher	1	0	0	0	1	0	0	0	0	0
		Staff Person (Institution/Facility)	1	0	0	1	0	0	0	0	0	0
		Sister	1	0	1	0	0	0	0	0	0	0
		Stepmother	1	0	0	0	1	0	0	0	0	0
		Other Relative	1	0	0	0	1	0	0	0	0	0
		Neighbor	5	0	5	0	0	0	0	0	0	0

Breakdown of the Identified Relationships that Alleged Offenders have with Alleged Victim Children, by Allegation Type

APRIL - JUNE 2016

ALLEGATION TYPE	Total Number of Relationship Types Cited for Allegation	Type of Relationship that Offender Has with Alleged Victim(s)	Number of Referrals in which Relationship Type was Identified	0 to 9 Years	10 to 19 Years	20 to 29 Years	30 to 39 Years	40 to 49 Years	50 to 59 Years	60 to 69 Years	70 and Older	Unknown
Sexual Exploitation	61	Mother	10	0	0	3	5	0	2	0	0	0
		Father	13	0	0	3	7	3	0	0	0	0
		No Relation	14	0	2	3	6	1	0	0	0	2
		Aunt/Uncle	3	0	0	1	1	0	1	0	0	0
		Unknown	1	0	0	0	0	0	0	0	0	1
		Grandparent	2	0	0	0	0	0	1	1	0	0
		Live-in/Significant Other	2	0	0	0	1	1	0	0	0	0
		Teacher	1	0	0	0	1	0	0	0	0	0
		Stepfather	3	0	0	0	1	1	1	0	0	0
		Stepmother	1	0	0	0	1	0	0	0	0	0
		Cousin	1	0	0	0	1	0	0	0	0	0
		Neighbor	1	0	0	0	0	0	0	0	0	1
		Friend	6	0	1	4	0	0	0	0	0	1
		Brother	2	0	1	1	0	0	0	0	0	0
		Great Auntn/Uncle	1	0	0	0	0	0	0	0	0	1

Breakdown of the Identified Relationships that Alleged Offenders have with Alleged Victim Children, by Allegation Type

APRIL - JUNE 2016

ALLEGATION TYPE	Total Number of Relationship Types Cited for Allegation	Type of Relationship that Offender Has with Alleged Victim(s)	Number of Referrals in which Relationship Type was Identified	0 to 9 Years	10 to 19 Years	20 to 29 Years	30 to 39 Years	40 to 49 Years	50 to 59 Years	60 to 69 Years	70 and Older	Unknown
Indecent Exposure	66	Mother	4	0	0	1	2	1	0	0	0	0
		Father	9	0	0	0	8	1	0	0	0	0
		No Relation	15	0	4	1	1	3	4	1	0	1
		Brother	5	0	4	1	0	0	0	0	0	0
		Cousin	5	0	3	0	1	1	0	0	0	0
		Stepfather	6	0	0	0	3	1	1	0	0	1
		Aunt/Uncle	5	0	2	1	0	1	0	0	0	1
		Unknown	3	0	0	0	0	0	1	0	0	0
		Live in/Significant Other	5	0	0	0	0	3	2	0	0	0
		Other Relative	1	0	0	1	0	0	0	0	0	0
		Neighbor	1	0	0	0	0	1	0	0	0	0
		Student	1	0	1	0	0	0	0	0	0	0
		Foster Mother	1	0	0	0	0	0	1	0	0	0
Voyeurism	18	Friend	2	0	0	0	1	1	0	0	0	0
		Stepmother	1	0	0	0	1	0	0	0	0	0
		Grandparent	2	0	0	0	0	0	1	1	0	0
		Father	6	0	0	0	3	1	2	0	0	0
		Stepfather	4	0	0	0	2	0	0	0	1	0
Unknown		Live-In/Significant Other	3	0	0	1	1	1	0	0	0	0
		Grandparent	1	0	0	0	0	1	0	0	0	0
		Stepmother	1	0	0	0	1	0	0	0	0	0
		Cousin	1	0	0	0	1	0	0	0	0	0
		Friend	1	0	0	0	1	0	0	0	0	0
		Aunt/Uncle	1	0	0	0	1	0	0	0	0	0
		Unknown	1	0	0	0	1	0	0	0	0	0

Breakdown of the Identified Relationships that Alleged Offenders have with Alleged Victim Children, by Allegation Type

APRIL - JUNE 2016

ALLEGATION TYPE	Total Number of Relationship Types Cited for Allegation	Type of Relationship that Offender Has with Alleged Victim(s)	Number of Referrals in which Relationship Type was Identified	0 to 9 Years	10 to 19 Years	20 to 29 Years	30 to 39 Years	40 to 49 Years	50 to 59 Years	60 to 69 Years	70 and Older	Unknown
Pornography/Exposure to Live Sex Act (Encouraging)	8	Mother	1	0	0	1	0	0	0	0	0	0
		Father	3	0	0	1	1	1	0	0	0	0
		Grandparent	1	0	0	0	0	1	0	0	0	0
		No Relation	1	0	0	0	0	1	0	0	0	0
		Stepfather	1	0	0	0	0	0	1	0	0	0
		Stepmother	1	0	0	0	1	0	0	0	0	0
Pornography/Exposure to Live Sex Act (Permitting)	3	Father	1	0	0	1	0	0	0	0	0	0
		No Relation	1	0	0	0	0	0	0	1	0	0
		Stepmother	1	0	0	0	1	0	0	0	0	0

SECTION IV

-

CRIMES AGAINST CHILDREN DIVISION

-

CASES SUBMITTED TO PROSECUTING ATTORNEY

-

APRIL - JUNE 2016

ARKANSAS PROSECUTING ATTORNEY'S

Fletcher Long
Prosecuting Attorney/1st Judicial Circuit
313 S. Iazard Street-P.O. Box 365
Forrest City, AR 72335
(870) 261-1747 FAX (870) 261-1742

Scott Ellington
Prosecuting Attorney/2nd Judicial Circuit
511 Union Street, Suite 342
Jonesboro, AR 72401
(870) 972-4779 FAX (870) 972-1700

Henry H. Boyce
Prosecuting Attorney/3rd Judicial Circuit
Jackson County Courthouse
208 Main Street Suite 31
Newport, AR 72112
(870) 523-7428 FAX (870)523-7433

John Threet
Prosecuting Attorney/4th Judicial Circuit
280 North College, Suite 301
Fayetteville, AR 72701
(479) 444-1570 FAX (479) 444-1594

David Gibbons
Prosecuting Attorney/5th Judicial Circuit
100 W. Main Street-4th floor
Russellville, AR 72801
(479) 968-8600 FAX (479) 967-1086

Larry Jegley
Prosecuting Attorney/6th Judicial Circuit
224 South Spring Street
Little Rock, AR 72201
(501) 340-8000 FAX (501) 340-8049

Stephen Shirron
Prosecuting Attorney/7th Judicial Circuit
215 E. Highland, Suite 4
Malvern, AR 72140
(870) 337-1468 FAX (870) 337-9441

Christy McQueen
Prosecuting Attorney/8th North Judicial Circuit
P.O. Box 1216
Hope, AR 71802-1216
(870) 777-0900 FAX (870) 722-2904

Carlton Jones
Prosecuting Attorney/8th South Judicial Circuit
412 Laurel Ave. #6
Texarkana, AR 71854
(870) 774-1002 FAX (870) 772-9315

Blake Batson
Prosecuting Attorney/9th East Judicial Circuit
414 Court Street
Arkadelphia, AR 71923
(870) 246-9868 FAX (888) 251-9536

Bryan Chesshir
Prosecuting Attorney/9th West Judicial Circuit
P.O. Box 158
Ashdown, AR 71582
(870) 845-5030 FAX (870) 845-0268

Thomas Deen
Prosecuting Attorney/10th Judicial Circuit
506 South Main Street
Monticello, AR 71655
(870) 367-9896 FAX (870) 367-9696

Robert Dittrich
Prosecuting Attorney/11th East Judicial Circuit
305 S. College-P.O. Box 845
Stuttgart, AR 72160
(870) 673-3048 FAX (870) 673-4431

Kyle Hunter
Prosecuting Attorney/11th West Judicial Circuit
101 West Barraque/P.O. Box 9090
Pine Bluff, AR 71611-9090
(870) 541-5387 FAX (870) 536-3613

Daniel Shue
Prosecuting Attorney/12th Judicial Circuit
901 South B Street, Suite 209
Fort Smith, AR 72901
(479) 783-8976 FAX (479) 784-1551

Ian Vickery
Prosecuting Attorney/13th Judicial Circuit
307 American Road/Room 114
El Dorado, AR 71730
(870) 864-1960 FAX (870) 864-1964

ARKANSAS PROSECUTING ATTORNEY'S

Ron Kincade
Prosecuting Attorney/14th Judicial Circuit
301 East 6th Street, Suite 170
Mt. Home, AR 72653
(870) 425-2595 (870) 425-2596

Tom Tatum II
Prosecuting Attorney/15th Judicial Circuit
P.O. Box 1599
Dardanelle, AR 72833
(479) 495-4550 FAX (479) 495-7992

Don McSpadden
Prosecuting Attorney/16th Judicial Circuit
368 East Main/Suite 300 P.O. Box 2051
Batesville, AR 72503
(870) 793-8825 FAX (870) 793-8870

Chris Raff
Prosecuting Attorney/17th Judicial Circuit
411 North Spruce
Searcy, AR 72143
(501) 279-6236 FAX (501) 279-2072

Steve Oliver
Prosecuting Attorney/18th East Judicial Circuit
501 Ouachita Avenue
Hot Springs, AR 71901
(501) 622-3720 FAX (501) 622-3797

Andy Riner
Prosecuting Attorney/18th West Judicial Circuit
P.O. Box 1721
Mena, AR 71953
(479) 394-1964 FAX (479) 394-6173

Tony Rogers
Prosecuting Attorney/19th Judicial Circuit
202 N Springfield/ P.O. Box 536
Berryville, AR 72616
(479) 271-1030 FAX (479) 423-6624

Nathan Smith
Prosecuting Attorney/ 19th West Judicial Circuit
100 Northeast A Street
Bentonville, AR 72712
(479) 271-1030 FAX (479) 271-1073

Cody Hiland
Prosecuting Attorney/ 20th Judicial Circuit
P.O. Box 550 / 609 Locust Street
Conway, AR 72033
(501) 450-4927 FAX (501) 450-7607

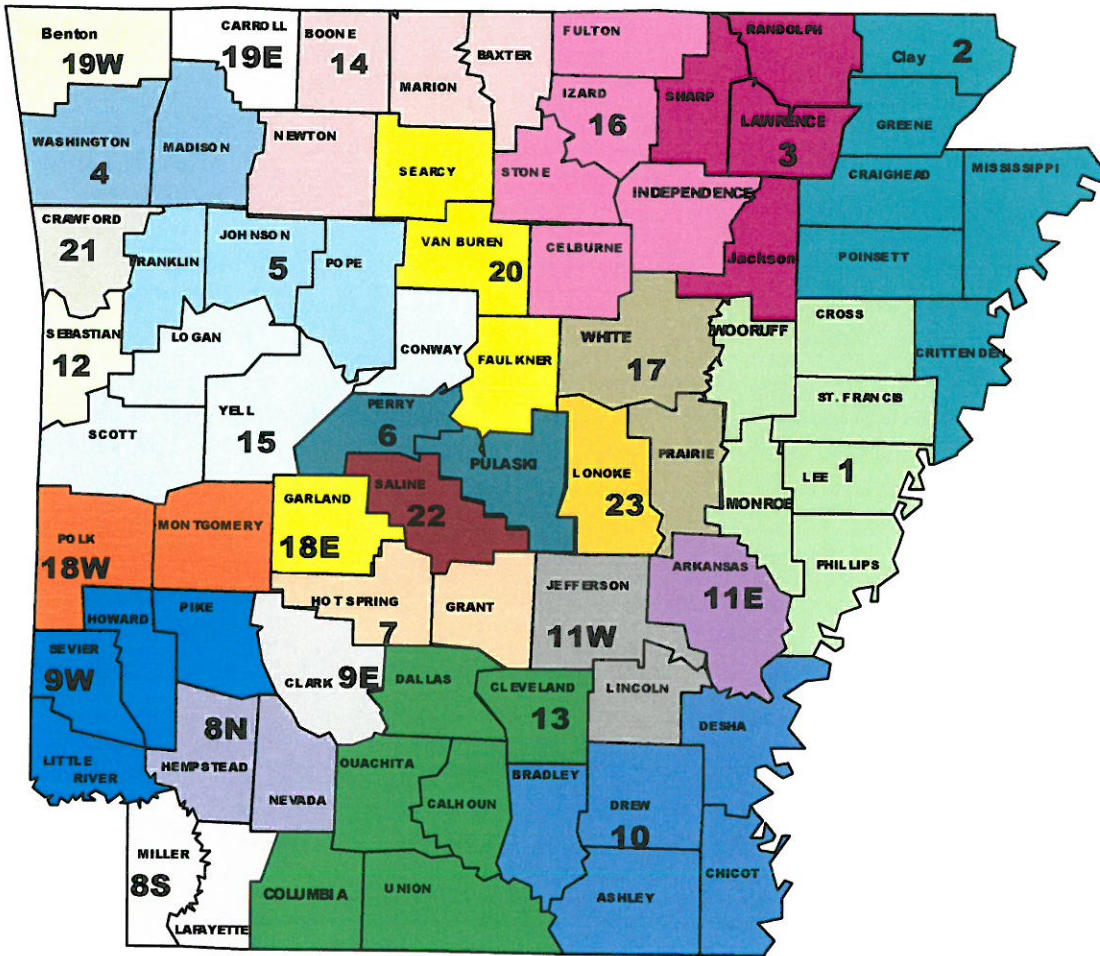
Mare McCune
Prosecuting Attorney/ 21st Judicial Circuit
206 South 3rd Street
Van Buren, AR 72956
(479) 474-5000 FAX (479) 471-3256

Ken Casady
Prosecuting Attorney/22nd Judicial Circuit
102 S. Main/ Saline County Judicial Building
Benton, AR 72015
(501) 315-7767 FAX (501) 315-3171

Chuck Graham
Prosecuting Attorney/23rd Judicial Circuit
301 North Center, Suite 301
Lonoke, AR 72086
(501) 676-2807 FAX (501) 676-3044

Arkansas Judicial Districts

2016



Judicial District 1			
Cases Submitted to PA (10)	Declined by PA (2)	Charges Filed (5)	Pending (3)
Sexual Abuse/Rape (10)		Rape	
		Sexual Assault 1st Degree (2 Charges)	
		Sexual Indecency with a Child	
		Sexual Assault 2nd Degree	
Judicial District 2			
Cases Submitted to PA (45)	Declined by PA (22)	Charges Filed (17)	Pending (6)
Sexual Abuse/Rape (36)		Rape (7 Charges)	
Abuse (9)		Sexual Assault 1st Degree (3 Charges)	
		Sexual Assault 2nd Degree (4 Charges)	
		Domestic Battery 2nd Degree (2 Charges)	
		Murder	
Judicial District 3			
Cases Submitted to PA (4)	Declined by PA (0)	Charges Filed (3)	Pending (1)
Sexual Abuse/Rape (3)		Rape	
Abuse (1)		Sexual Indecency with a Child	
		Endangering the Welfare of a Minor	
Judicial District 4			
Cases Submitted to PA (22)	Declined by PA (5)	Charges Filed (9)	Pending (8)
Sexual Abuse/Rape (17)		Rape (3 Charges)	
Abuse (5)		Sexual Assault 2nd Degree (3 Charges)	
		Sexual Assault 4th Degree (2 Charges)	
		Possession of Meth	
Judicial District 5			
Cases Submitted to PA (16)	Declined by PA (6)	Charges Filed (6)	Pending (4)
Sexual Abuse/Rape (12)		Rape (4 Charges)	
Abuse (4)		Sexual Indecency with a Child	
		Domestic Battery 2nd Degree	
Judicial District 6			
Cases Submitted to PA (24)	Declined by PA (11)	Charges Filed (7)	Pending (6)
Sexual Abuse/Rape (19)		Rape (2 Charges)	
Physical Abuse (5)		Sexual Assault 2nd Degree (2 Charges)	
		Sexual Indecency with a Child (3 Charges)	
Judicial District 7			
Cases Submitted to PA (9)	Declined by PA (4)	Charges Filed (4)	Pending (1)
Sexual Abuse/Rape (3)		Rape (2 Charges)	
Physical Abuse (6)		Sexual Assault 4th Degree (2 Charges)	

Judicial District 8 S			
Cases Submitted to PA (7)	Declined by PA (2)	Charges Filed (4)	Pending (1)
Sexual Abuse/Rape (4)		Rape	
Abuse (3)		Sexual Assault 2nd Degree (3 Charges)	
Judicial District 8 N			
Cases Submitted to PA (5)	Declined by PA (2)	Charges Filed (3)	Pending (0)
Sexual Abuse/Rape (3)		Rape (2 Charges)	
Abuse (2)		Domestic Battery 2nd Degree	
Judicial District 9 W			
Cases Submitted to PA (18)	Declined by PA (9)	Charges Filed (3)	Pending (6)
Sexual Abuse/Rape (12)		Rape	
Physical Abuse (6)		Domestic Battery 1st Degree (2 Charges)	
Judicial District 9 E			
Cases Submitted to PA (4)	Declined by PA (2)	Charges Filed (2)	Pending (0)
Sexual Abuse/Rape (2)		Rape (2 Charges)	
Judicial District 10			
Cases Submitted to PA (17)	Declined by PA (5)	Charges Filed (7)	Pending (5)
Sexual Abuse/Rape (11)		Rape (2 Charges)	
Physical Abuse (6)		Pornography	
		Sexual Indecency with a Child (3 Charges)	
		Medical Neglect	
Judicial District 11 W			
Cases Submitted to PA (12)	Declined by PA (6)	Charges Filed (4)	Pending (2)
Sexual Abuse/Rape (7)		Rape	
Abuse/Neglect (5)		Sexual Assault 2nd Degree	
		Domestic Battery 1st Degree (2 Charges)	
Judicial District 11 E			
Cases Submitted to PA (4)	Declined by PA (1)	Charges Filed (2)	Pending (1)
Sexual Abuse/Rape (3)		Rape	
Abuse/Neglect (1)		Endangering the Welfare of a Minor	

Judicial District 12			
Cases Submitted to PA (27)	Declined by PA (11)	Charges Filed (10)	Pending (6)
Sexual Abuse/Rape (19)		Rape (4 Charges)	
Physical Abuse (8)		Sexual Assault 1st Degree (2 Charges)	
		Domestic Battery 2nd Degree (2 Charges)	
		Medical Neglect (2 Charges)	
Judicial District 13			
Cases Submitted to PA (18)	Declined by PA (6)	Charges Filed (5)	Pending (7)
Sexual Abuse/Rape (14)		Rape	
Physical Abuse (4)		Sexual Assault 1st Degree (2 Charges)	
		Domestic Battery 1st Degree	
		Manufacturing Meth	
Judicial District 14			
Cases Submitted to PA (22)	Declined by PA (7)	Charges Filed (7)	Pending (8)
Sexual Abuse/Rape (13)		Rape (4 Charges)	
Physical Abuse (9)		Domestic Battery 3rd Degree (3 Charges)	
Judicial District 15			
Cases Submitted to PA (9)	Declined by PA (3)	Charges Filed (3)	Pending (3)
Sexual Abuse/Rape (5)		Rape	
Physical Abuse (4)		Endangering the Welfare of a Minor (2 Charges)	
Judicial District 16			
Cases Submitted to PA (25)	Declined by PA (9)	Charges Filed (8)	Pending (8)
Sexual Abuse/Rape (13)		Rape (3 Charges)	
Physical Abuse (12)		Pornography	
		Sexual Assault 2nd Degree (3 Charges)	
		Domestic Battery	
Judicial District 17			
Cases Submitted to PA (8)	Declined by PA (4)	Charges Filed (2)	Pending (2)
Sexual Abuse (5)		Rape	
Abuse (3)		Manufacturing Meth	
Judicial District 18 E			
Cases Submitted to PA (27)	Declined by PA (10)	Charges Filed (11)	Pending (6)
Sexual Abuse/Rape (18)		Rape (5 Charges)	
Physical Abuse (9)		Sexual Assault 3rd Degree	
		Endangering the Welfare of a Minor (2 Charges)	
		Domestic Battery 3rd Degree (3 Charges)	
Judicial District 18 W			
Cases Submitted to PA (5)	Declined by PA (2)	Charges Filed (1)	Pending (2)
Sexual Abuse/Rape (3)		Sexual Assault 2nd Degree	
Physical Abuse (2)			

Judicial District 19 W			
Cases Submitted to PA (7)	Declined by PA (2)	Charges Filed (3)	Pending (2)
Sexual Abuse/Rape (4)		Rape	
Physical Abuse (3)		Domestic Battery 2nd Degree	

Medical Neglect

Judicial District 19 E			
Cases Submitted to PA (26)	Declined by PA (8)	Charges Filed (8)	Pending (10)
Sexual Abuse/Rape (18)		Rape (3 Charges)	
Abuse (8)		Sexual Assault 2nd Degree (3 Charges)	
		Manufacturing Meth	
		Possession of Meth	

Judicial District 20			
Cases Submitted to PA (29)	Declined by PA (15)	Charges Filed (7)	Pending (7)
Sexual Abuse/Rape (19)		Rape (2 Charges)	
Abuse (10)		Sexual Assault 3rd Degree (3 Charges)	
		Domestic Battery 2nd Degree	
		Endangering the Welfare of a Minor	

Judicial District 21			
Cases Submitted to PA (12)	Declined by PA (5)	Charges Filed (3)	Pending (4)
Sexual Abuse (7)		Sexual Assault 2nd Degree	
Physical Abuse (5)		Endangering the Welfare of a Minor	
		Medical Neglect	

Judicial District 22			
Cases Submitted to PA (19)	Declined by PA (7)	Charges Filed (8)	Pending (4)
Sexual Abuse (13)		Rape (3 Charges)	
Abuse (6)		Sexual Indecency with a Child (2 Charges)	
		Medical Neglect	
		Domestic Battery 3rd Degree (2 Charges)	

Judicial District 23			
Cases Submitted to PA (24)	Declined by PA (11)	Charges Filed (9)	Pending (4)
Sexual Abuse/Rape (18)		Rape (2 Charges)	
Abuse (6)		Sexual Assault 2nd Degree (3 Charges)	
		Domestic Battery 2nd Degree	
		Domestic Battery 3rd Degree (2 Charges)	
		Possession of Meth	

Total Cases Submitted: 455
Total Charges Declined: 177 39%
Total Charges Filed 161 35%
Total Cases Pending: 117 26%

NOTE: The standard for submitting cases to Prosecuting Attorneys is different than the standard used to determine what cases will actually be prosecuted. The decision to submit a case is made using a preponderance of the evidence standard, the same as is used in civil cases. The decision to actually charge criminally is made using a beyond a reasonable doubt standard; an evaluation which requires significantly more probative evidence than any other standard of proof used in the law.