



**Oversight Report**  
**Major Ron Stayton**  
**Crimes Against Children Division**

**(OCTOBER - NOVEMBER 2016)**

**Introduction**

This report shows the performance of the Arkansas State Police's Crimes Against Children Division (CACD) in the *second quarter* of the Fiscal year 2017.

The CACD is evaluated on six (6) performance indicators of compliance, which were developed during the Angela R. lawsuit in Federal Court in the 1990's. Also, the indicators are a part of the oversight of the agreement with the Arkansas Department of Human Services – Division of Children and Family Services (DCFS).

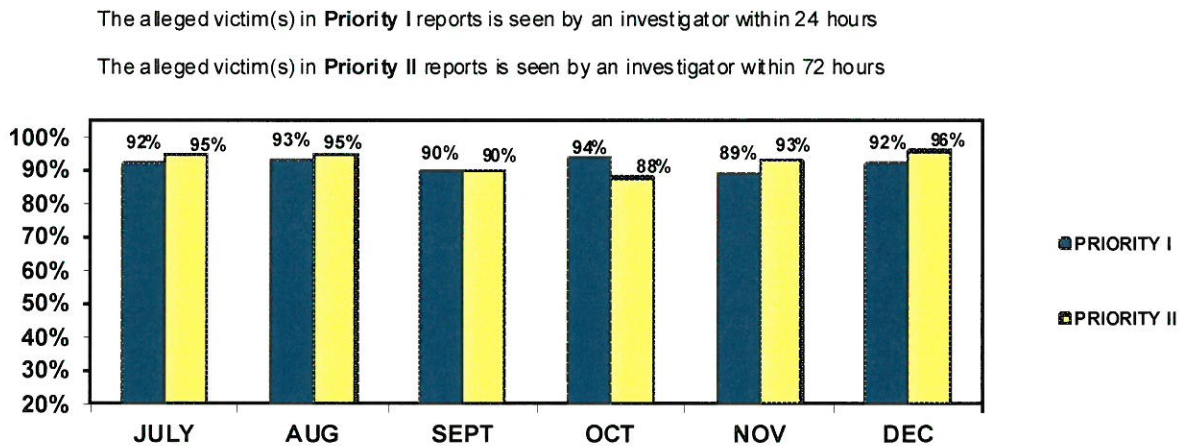
- ✓ Indicator 01b - The alleged victim(s) in Priority I reports is seen by an investigator within 24 hours.
- ✓ Indicator 02b - The alleged victim(s) in Priority II reports is seen by an investigator within 72 hours.
- ✓ Indicator 03b - All children in the home are seen during the investigation.
- ✓ Indicator 04b - The victim is interviewed/observed outside the presence of the offender.
- ✓ Indicator 05b - Parents/Caretakers are interviewed in all investigations.
- ✓ Indicator 06b - Investigations are concluded within 45 days of receipt of the allegation.

This report presents the Crimes Against Children Division's compliance rate with each of the performance indicators, followed by the individual sections' activity. The self-monitored areas are included in the appropriate section; if not previously presented in the performance indicator information.

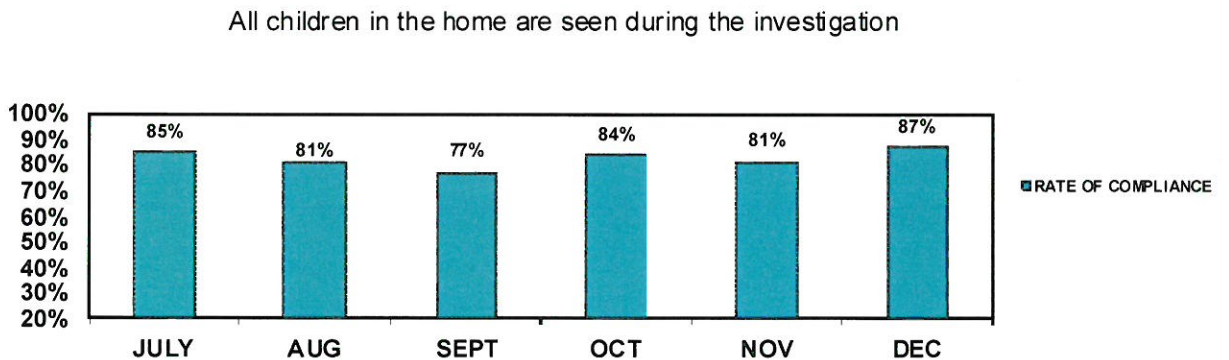
## Compliance Rates

By agreement with the Department of Human Services, the Crimes Against Children Division is required to meet a minimum of 85% compliance in each Performance Indicator. The compliance rates reported here are from the monthly Compliance Outcome Report (COR) published by the Division of Children and Family Services.

Performance Indicators 1b and 2b require that victim children are seen within 24 hours in a Priority I and 72 hours in a Priority II allegation, respectively.

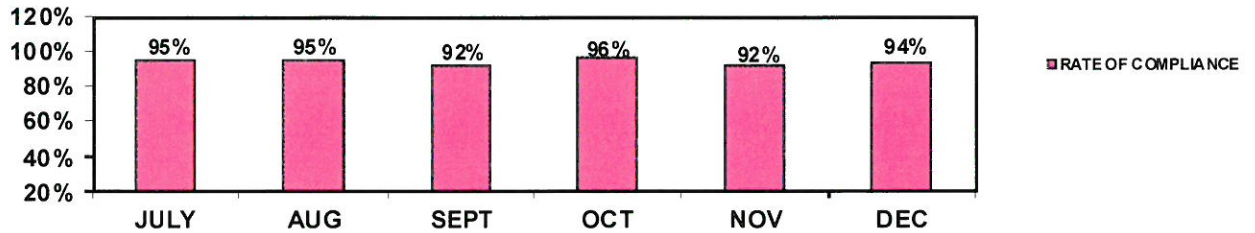


Performance indicators 3b – All children in the home are seen during the investigation.



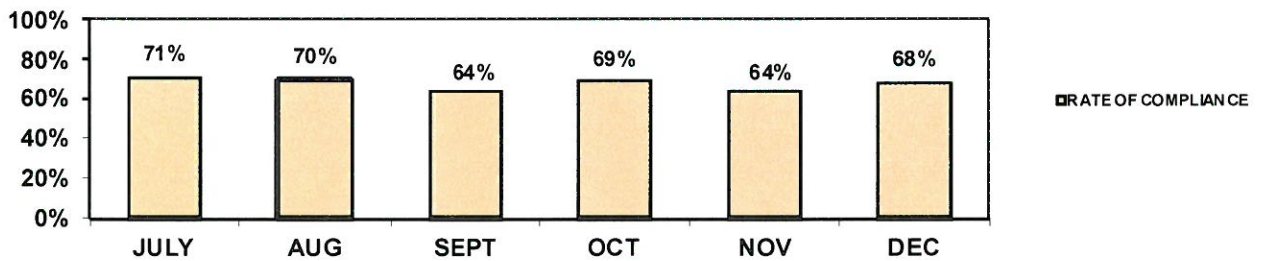
Performance indicator 4b – The child is interviewed (non-verbal children observed) outside the presence of the alleged offender.

The victim is interviewed/observed outside the presence of the offender



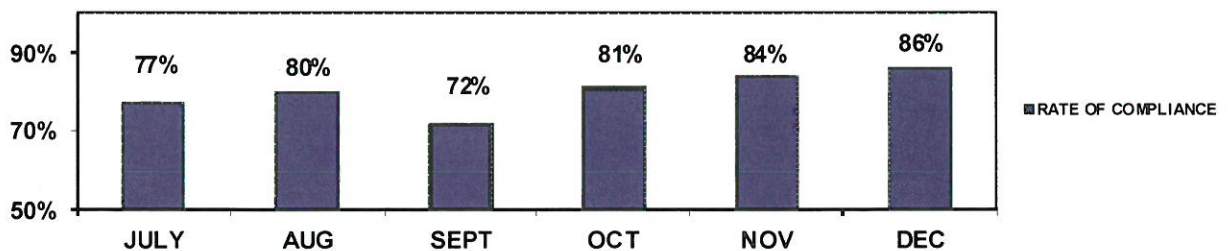
Performance indicators 5b – Parents/Caretakers are interviewed in all cases.

Parents/Caretakers are interviewed in all investigations



Performance indicator 6b – Investigations completed within 45 days of receipt.

Investigations are concluded within 45 days



## Child Abuse Hotline

Hotline activity during the *three* (3) months:

	<u>Calls</u> <u>Received</u>	<u>Reports</u> <u>Accepted</u>
October	5,578	3,433
November	5,040	2,987
December	<u>4,444</u>	<u>2,124</u>
<b>Total</b>	<b>15,062</b>	<b>8,544</b>

The Hotline dispatched **1,362** *Priority I* cases for investigation by the **CACD** during the three-month period, while **DCFS** was assigned **6,716** *Priority II* cases and **466** for *Differential Responses*.

## Investigation Section

As demonstrated in the chart, the '*true*' rate averaged **35%** for the months of **October, November** and **December**.

<u>Month</u>	<u>Opened</u>	<u>Closed</u>	<u>True</u>	<u>Sub Rate</u>	<u>Total Active</u>	<u>Active &gt;45</u>
October	481	610	237	39%	190	50
November	472	496	165	33%	210	41
December	<u>409</u>	<u>485</u>	<u>158</u>	<u>33%</u>	<u>202</u>	<u>52</u>
<b>Total</b>	<b>1,362</b>	<b>1,591</b>	<b>560</b>	<b>35%</b>	<b>602</b>	<b>143</b>

When a Priority I allegation is received, local law enforcement is notified. The local agency has the option of conducting the investigation independently or jointly with CACD, or declining involvement at that point. If local authorities decline to investigate and if the CACD investigator finds sufficient information to suspect that a serious crime has occurred, the investigator shall contact the State Police Criminal Investigation Division (CID) and request that a criminal investigation be conducted.

OCTOBER - DECEMBER  
2016

Attorney Ad Litem	18
CACD Employee	71
CASA/Volunteer	12
Child Advocacy/Child Safety Center Employee	71
Child Care Worker or Foster Care Worker	29
Clergy	9
Contracted DHS Employee	1
Coroner / Medical Examiner	13
Counselor/Therapist	1115
Court Personnel	16
Day Care Provider	188
Dental Hygienist	0
Dentist	2
DHS Employee	355
Domestic Abuse Advocate	19
Domestic Violence Shelter Employee/Volunteer	14
Employee of Non-Profit	0
FINS Officer	8
Foster Parent	27
Hospital Personnel	262
Judge	1
Juvenile Probation Officer	69
Law Enforcement	1738
Mental Health Professional	294
Nurse/Other Medical Professional	755
Physician	63
Prosecuting Attorney	11
Rape Crisis Advocate	3
Resident Intern	0
School	881
School Counselor	1255
School Official	341
Sexual Abuse Advocate	5
Social Worker	565
Surgeon	0
Teacher	762
Victim Assistance Professional	32
Victim/Witness Coordinator	6
<b>MANDATED REPORTERS</b>	<b>9,011</b>

Of the 9,011 reports called into the hotline by mandated reporters, between 10/01/2016 and 12/31 /2016, 4,829 (54%) were accepted for an investigation while another 749 (8%) were accepted for differential response.

ASP-CACD  
OCTOBER - DECEMBER 2016

COUNTY	CASES ASSIGNED	ESTIMATED POPULATION (US Census Bureau 2015)	County Percentage
Arkansas	10	18,433	0.0004
Ashley	10	20,838	0.0005
Baxter	9	41,053	0.0003
Benton	91	249,672	0.0005
Boone	31	37,222	0.0002
Bradley	1	11,094	0.001
Calhoun	0	5,229	0.0008
Carroll	12	27,704	0.0004
Chicot	6	11,027	0.0005
Clark	18	22,633	0.0006
Clay	9	15,109	0.0005
Cleburne	14	25,467	0.0009
Cleveland	2	8,311	0.0004
Columbia	12	24,114	0.0004
Conway	4	21,019	0.0005
Craighead	50	104,354	0.0004
Crawford	36	61,703	0.0003
Crittenden	22	48,963	0.0003
Cross	8	17,284	0.0007
Dallas	7	7,604	0.0003
Desha	9	11,965	0.0002
Drew	8	18,778	0.0002
Faulkner	37	121,552	0.0004
Franklin	4	17,702	0.0005
Fulton	2	12,204	0.0001
Garland	62	97,177	0.0006
Grant	6	18,102	0.0007
Greene	35	44,196	0.0005
Hempstead	8	22,084	0.0003
Hot Spring	18	33,426	0.003
Howard	6	13,300	0.0005
Independence	15	37,052	0.0004
Izard	4	13,445	0.0006
Jackson	9	17,338	0.0004
Jefferson	37	71,565	0.0004
Johnson	13	26,141	0.0008
Lafayette	2	6,996	0.0003
Lawrence	9	16,779	0.0004
Lee	1	9,650	0.0001
Lincoln	5	13,820	0.0007
Little River	7	12,472	0.0007



ASP-CACD  
OCTOBER - DECEMBER 2016

COUNTY	CASES ASSIGNED	ESTIMATED POPULATION (US Census Bureau 2015)	County Percentage
Logan	14	21,714	0.0006
Lonoke	35	71,645	0.0008
Madison	13	15,767	0.0004
Marion	6	16,185	0.0005
Miller	19	43,908	0.0003
Mississippi	24	43,738	0.0005
Monroe	0	7,399	0.0007
Montgomery	7	8,970	0.0006
Nevada	6	8,558	0.0003
Newton	5	7,913	0.0004
Ouachita	10	24,358	0.0004
Perry	1	10,189	0.0004
Phillips	13	19,513	0.0008
Pike	6	10,824	0.0004
Poinsett	14	24,040	0.0006
Polk	8	20,216	0.0007
Pope	30	63,390	0.0005
Prairie	4	8,291	0.0004
Pulaski	138	392,664	0.0006
Randolph	15	17,469	0.0002
St. Francis	11	26,589	0.0008
Saline	53	117,460	0.0003
Scott	5	10,513	0.0009
Searcy	3	7,869	0.0005
Sebastian	75	127,780	0.0005
Sevier	8	17,290	0.0006
Sharp	13	16,912	0.0005
Stone	9	12,456	0.0008
Union	12	40,144	0.0004
Van Buren	3	16,771	0.0004
Washington	97	225,477	0.0005
White	44	79,161	0.0006
Woodruff	3	6,741	0.0006
Yell	9	21,713	0.0002
<b>TOTAL</b>	<b>1,362</b>		

**ABUSE ALLEGATIONS REPORTED BY TYPE**

OCTOBER 2016		NOVEMBER 2016		DECEMBER 2016	
<u>Allegation Title</u>	<u># Reported</u>	<u>Allegation Title</u>	<u># Reported</u>	<u>Allegation Title</u>	<u># Reported</u>
Bruises, Cuts & Welts	17	Bruises, Cuts & Welts	22	Bruises, Cuts & Welts	7
Abuse with a Deadly Weapon	6	Abuse with a Deadly Weapon	3	Abuse with a Deadly Weapon	5
Bone Fractures	12	Bone Fractures	7	Abandonment / Bone Fractures	0/8
Brain Damage/Skull Fracture	4	Brain Damage/Skull Fracture	3	Brain Damage/Skull Fracture	0
Burns/Scalding	23	Burns/Scalding	12	Burns/Scalding	16
Failure to Protect/Thrive	21/5	Failure to Protect/Thrive	13/6	Failure to Protect/Thrive	4/13
Immersion/DEATH	1/2	Immersion/DEATH	1/6	Immersion/DEATH	0/7
Indecent Exposure	13	Indecent Exposure	15	Indecent Exposure	26
Internal Injuries	0	Internal Injuries	0	Internal Injuries	0
Juvenile Aggressor	31	Juvenile Aggressor	38	Juvenile Aggressor	38
Malnutrition	0	Malnutrition	3	Malnutrition	4
Medical Neglect of Dis. Infant	0	Medical Neglect of Dis. Infant	0	Medical Neglect of Dis. Infant	0
Oral Sex/Mental Injury	31/3	Oral Sex/Mental Injury	32/0	Oral Sex/Mental Injury	32/2
Poison/Noxious	2	Poison/Noxious	1	Poison/Noxious	1
Pornography	13	Pornography	13	Pornography	14
Sexual Contact	254	Sexual Contact	240	Sexual Contact	223
Sexual Exploitation	13	Sexual Exploitation	8	Sexual Exploitation	14
Sexual Penetration	100	Sexual Penetration	107	Sexual Penetration	94
Sexual Solicitation/Voyeurism	0/2	Sexual Solicitation/Voyeurism	3/4	Sexual Solicitation/Voyeurism	4/6
Subdural Hematoma	4	Subdural Hematoma	3	Subdural Hematoma	0
Suffocation	26	Suffocation	31	Suffocation	16
Threat of Harm	25	Threat of Harm	21	Threat of Harm	11
<b>Total for Month</b>	<b>608</b>	<b>Total for Month</b>	<b>592</b>	<b>Total for Month</b>	<b>545</b>



**SECTION III**

-

**CRIMES AGAINST CHILDREN DIVISION**

-

**ALLEGATION TYPES AND ALLEGED VICTIM CHILDREN**

**&**

**IDENTIFIED ALLEGED OFFENDER RELATIONSHIPS  
WITH ALLEGED VICTIM CHILDREN**

-

**OCTOBER - DECEMBER 2016**

OCTOBER - DECEMBER 2016

ALLEGATION TYPE	Number of Referrals in which Allegation was Cited	Percentage (%) of All Referrals in which Allegation was Cited	Total Alleged Victim Children Involved in Allegation	0 to 1 Years	%	2 to 5 Years	%	6 to 9 Years	%	10 to 13 Years	%	14 Years and Older	%	Age Unknown	%
Sexual Contact	670	61.4	725	5	0.006	115	0.02	118	0.16	162	0.22	294	0.4	31	0.04
Sexual Penetration	329	30.2	344	2	0.006	31	0.04	40	0.12	75	0.22	182	0.53	14	0.04
Oral Sex	104	9.5	109	0	0	16	0.15	23	0.21	25	0.23	41	0.38	4	0.04
Sexual Exploitation	36	3.3	37	2	0.05	3	0.08	9	0.24	10	0.27	11	0.3	2	0.05
Indecent Exposure	60	5.5	67	1	0.002	14	0.21	7	0.1	23	0.34	21	0.31	1	0.015
Voyeurism	10	0.9	15	0	0	2	0.13	3	0.2	4	0.27	4	0.27	2	0.13
Live Sex Acts/Pornography (Exposure)	42	3.8	52	1	0.019	6	0.11	16	0.31	16	0.31	8	0.15	5	0.1
Live Sex Acts/Pornography ( Permit. )	1	0.1	1	0	0	0	0	0	0	0	0	0	0	1	1
Live Sex Acts/Pornography ( Forcing )	4	0.4	9	0	0	0	0	0	0	0	0	0	0	0	0
<b>Total of Victim's by Age</b>				<b>11</b>		<b>187</b>		<b>216</b>		<b>315</b>		<b>561</b>		<b>60</b>	

\*Multiple Allegations Can Be Cited for Each Referral

OCTOBER - DECEMBER 2016

ALLEGATION TYPE	Total Number of Relationship Types Cited for Allegation	Type of Relationship that Offender Has with Alleged Victim(s)	Number of Referrals in which Relationship Type was Identified	0 to 9 Years	10 to 19 Years	20 to 29 Years	30 to 39 Years	40 to 49 Years	50 to 59 Years	60 to 69 Years	70 and Older	Unknown
Sexual Contact	726	Mother	26	0	0	9	11	2	0	0	0	4
		Father	110	0	0	12	38	25	11	2	2	20
		No Relation	188	0	54	33	19	14	6	1	1	60
		Brother	40	0	27	3	1	0	0	0	0	9
		Sister	3	0	2	0	0	0	0	0	0	1
		Unknown	44	0	4	1	0	2	1	0	0	36
		Cousin	41	0	19	5	1	3	0	0	0	13
		Grandparent	40	0	0	0	0	3	16	11	6	4
		No Selection	34	0	28	1	0	1	0	0	0	4
		Live-in/Significant Other	38	0	2	11	7	9	1	1	0	7
		Foster Fater	2	0	0	0	1	0	0	0	1	0
		Other Relative	7	0	1	1	2	1	0	0	0	2
		Friend	40	0	18	7	8	1	0	0	0	6
		Great Grandparent	4	0	0	0	0	0	0	3	0	1
		Aunt/Uncle	43	0	4	14	7	6	2	1	0	9
		StepFather	38	0	0	7	11	7	2	1	0	10
		Neighbor	11	0	1	2	0	1	3	1	0	3
		StepMother	1	0	0	1	0	0	0	0	0	0
		Staff Person	7	0	0	0	1	0	1	0	0	5
		Teacher	3	0	0	0	0	1	0	0	0	2
		Great Aunt/Uncle	3	0	0	0	1	0	1	1	0	0
		Non-Custodial Parent	1	0	0	1	0	0	0	0	0	0
		Guardian	1	0	0	0	0	0	1	0	0	0
		Day Care	1	0	1	0	0	0	0	0	0	0

Brought Down on the Identified Relationships that Alleged Offenders have with Alleged Victim Children, by Allegation Type

OCTOBER - DECEMBER 2016

ALLEGATION TYPE	Total Number of Relationship Types Cited for Allegation	Type of Relationship that Offender Has with Alleged Victim(s)	Number of Referrals in which Relationship Type was Identified	0 to 9 Years	10 to 19 Years	20 to 29 Years	30 to 39 Years	40 to 49 Years	50 to 59 Years	60 to 69 Years	70 and Older	Unknown
Sexual Penetration	348	No Relation	116	0	34	23	13	8	5	0	0	33
		Father	46	0	0	3	15	10	4	1	2	11
		Friend	30	0	13	7	3	1	0	0	0	6
		Cousin	25	0	11	3	1	1	0	0	0	9
		No Selection	21	0	17	1	0	0	0	0	0	3
		Grandparent	18	0	0	0	0	2	8	3	4	1
		Unknown	18	0	2	1	0	2	0	0	0	13
		Live-in/Significant Other	17	0	2	7	2	2	0	1	0	3
		Aunt/Uncle	15	0	0	5	2	4	1	1	0	2
		Brother	14	0	7	1	1	0	0	0	0	5
		StepFather	12	0	0	4	4	3	0	0	0	1
		Mother	3	0	0	1	1	0	0	0	0	1
		Foster Father	2	0	0	0	1	0	0	0	1	0
		Great Aunt/Uncle	2	0	0	0	1	0	0	1	0	0
		Great Grandparent	2	0	0	0	0	0	0	1	0	1
		Neighbor	2	0	0	0	0	0	1	0	0	1
		Other Relative	2	0	0	0	1	0	0	0	0	1
		Sister	1	0	0	0	0	0	0	0	0	1
		Staff Person	1	0	0	0	1	0	0	0	0	0
		Teacher	1	0	0	0	0	1	0	0	0	0

OCTOBER - DECEMBER 2016

ALLEGATION TYPE	Total Number of Relationship Types Cited for Allegation	Type of Relationship that Offender Has with Alleged Victim(s)	Number of Referrals in which Relationship Type was Identified	0 to 9 Years	10 to 19 Years	20 to 29 Years	30 to 39 Years	40 to 49 Years	50 to 59 Years	60 to 69 Years	70 and Older	Unknown
Sex (Oral)	109	No Relation	30	0	13	0	4	2	3	0	0	8
		Father	17	0	0	0	5	6	4	0	0	2
		Cousin	12	0	5	2	0	0	0	0	0	5
		Unknown	9	0	2	0	0	1	0	0	0	6
		Brother	8	0	6	0	0	0	0	0	0	2
		Friend	7	0	4	0	2	0	0	0	0	1
		Mother	5	0	0	2	2	0	0	0	0	1
		Aunt/Uncle	4	0	0	1	1	2	0	0	0	0
		Grandparent	4	0	0	0	0	0	0	2	2	0
		Live-in/Significant Other	3	0	0	0	0	2	0	0	0	1
		Stepfather	3	3	0	0	0	1	0	0	0	2
		No Selection	2	0	2	0	0	0	0	0	0	0
		Other Relative	2	0	0	0	1	1	0	0	0	0
		Teacher	2	0	0	0	0	1	0	0	0	1
		Neighbor	1	0	0	0	0	0	1	0	0	0

OCTOBER - DECEMBER 2016

ALLEGATION TYPE	Total Number of Relationship Types Cited for Allegation	Type of Relationship that Offender Has with Alleged Victim(s)	Number of Referrals in which Relationship Type was Identified	0 to 9 Years	10 to 19 Years	20 to 29 Years	30 to 39 Years	40 to 49 Years	50 to 59 Years	60 to 69 Years	70 and Older	Unknown
Sexual Exploitation	41	Mother	13	0	0	1	5	3	1	0	0	3
		Father	9	0	0	1	3	2	0	0	1	2
		No Relation	5	0	0	0	1	2	0	0	0	2
		Unknown	4	0	0	0	0	0	0	0	0	4
		Cousin	2	0	0	0	0	0	0	0	0	2
		Grandparent	2	0	0	0	0	0	1	1	0	0
		Live-in/Significant Other	2	0	0	0	1	0	0	0	0	1
		Aunt/Uncle	1	0	0	0	0	1	0	0	0	0
		Friend	1	0	0	0	0	0	0	0	0	1
		Great Aunt/Uncle	1	0	0	0	0	0	0	1	0	0
		Stepfather	1	0	0	0	1	0	0	0	0	0
Indecent Exposure	60	No Relation	11	0	2	2	1	1	0	0	0	5
		Father	9	0	0	0	4	2	2	0	0	1
		Aunt/Uncle	6	0	0	1	2	1	1	0	0	1
		Brother	5	0	4	0	0	0	0	0	0	1
		No Selection	5	0	4	0	0	0	0	1	0	0
		Stepfather	5	0	0	1	1	3	0	0	0	0
		Cousin	4	0	1	1	0	0	0	0	0	2
		Grandparent	4	0	0	0	0	0	1	2	1	0
		Live in/Significant Other	4	0	0	0	1	2	0	0	0	1
		Mother	4	0	0	0	2	2	0	0	0	0
		Great Aunt/Uncle	1	0	0	0	1	0	0	0	0	0
		Other Relative	1	0	0	0	1	0	0	0	0	0
		Unknown	1	0	0	0	0	0	0	0	0	1



OCTOBER - DECEMBER 2016

ALLEGATION TYPE	Total Number of Relationship Types Cited for Allegation	Type of Relationship that Offender Has with Alleged Victim(s)	Number of Referrals in which Relationship Type was Identified	0 to 9 Years	10 to 19 Years	20 to 29 Years	30 to 39 Years	40 to 49 Years	50 to 59 Years	60 to 69 Years	70 and Older	Unknown
Voyeurism	10	No Relation	4	0	0	1	1	1	0	0	0	1
		Father	2	0	0	0	1	0	0	0	1	0
		Grandparent	2	0	0	0	0	0	0	2	0	0
		Cousin	1	0	0	0	0	0	0	0	0	1
		No Selection	1	0	0	0	0	0	0	1	0	0
Pornography/Exposure to Live Sex Act (Permitting)	1	Great Aunt/Uncle	1	0	0	0	0	0	0	1	0	0
Pornography/Exposure to Live Sex Act (Exposure)	52	Father	16	0	0	2	5	2	1	0	0	6
		Mother	7	0	1	0	2	2	1	0	0	1
		No Relation	6	0	1	1	2	1	1	0	0	0
		Live-In/Significant Other	4	0	0	2	1	1	0	0	0	0
		Stepfather	4	0	0	0	3	1	0	0	0	0
		Cousin	3	0	1	0	0	1	0	0	0	1
		Grandparent	3	0	0	0	0	0	0	3	0	0
		Aunt/Uncle	2	0	0	0	1	1	0	0	0	0
		No Selection	2	0	21	0	0	0	0	0	0	0
		Brother	1	0	1	0	0	0	0	0	0	0
		Neighbor	1	0	0	0	0	0	1	0	0	0
		Sister	1	0	1	0	0	0	0	0	0	0
		Stepmother	1	0	0	0	0	0	0	0	0	1
		Unknown	1	0	1	0	0	0	0	0	0	0

**SECTION IV**

-

**CRIMES AGAINST CHILDREN DIVISION**

-

**CASES SUBMITTED TO PROSECUTING ATTORNEY**

-

**OCTOBER - DECEMBER 2016**

## ARKANSAS PROSECUTING ATTORNEY'S

---

Fletcher Long  
Prosecuting Attorney/1st Judicial Circuit  
313 S. Izard Street-P.O. Box 365  
Forrest City, AR 72335  
(870) 261-1747 FAX (870) 261-1742

Scott Ellington  
Prosecuting Attorney/2nd Judicial Circuit  
511 Union Street, Suite 342  
Jonesboro, AR 72401  
(870) 972-4779 FAX (870) 972-1700

Henry H. Boyce  
Prosecuting Attorney/3rd Judicial Circuit  
Jackson County Courthouse  
208 Main Street Suite 31  
Newport, AR 72112  
(870) 523-7428 FAX (870)523-7433

Matt Durrett  
Prosecuting Attorney/4th Judicial Circuit  
280 North College, Suite 301  
Fayetteville, AR 72701  
(479) 444-1570 FAX (479) 444-1594

David Gibbons  
Prosecuting Attorney/5th Judicial Circuit  
100 W. Main Street-4th floor  
Russellville, AR 72801  
(479) 968-8600 FAX (479) 967-1086

Larry Jegley  
Prosecuting Attorney/6th Judicial Circuit  
224 South Spring Street  
Little Rock, AR 72201  
(501) 340-8000 FAX (501) 340-8049

Teresa Howell  
Prosecuting Attorney/7th Judicial Circuit  
215 E. Highland, Suite 4  
Malvern, AR 72140  
(870) 337-1468 FAX (870) 337-9441

Christy McQueen  
Prosecuting Attorney/8th North Judicial Circuit  
P.O. Box 1216  
Hope, AR 71802-1216  
(870) 777-0900 FAX (870) 722-2904

Stephanie Black  
Prosecuting Attorney/8th South Judicial Circuit  
400 Laurel Ave. Room 6  
Texarkana, AR 71854  
(870) 774-1002 FAX (870) 772-9315

Blake Batson  
Prosecuting Attorney/9th East Judicial Circuit  
414 Court Street  
Arkadelphia, AR 71923  
(870) 246-9868 FAX (888) 251-9536

Bryan Chesshir  
Prosecuting Attorney/9th West Judicial Circuit  
P.O. Box 158  
Nashville, AR 71852  
(870) 845-5030 FAX (870) 845-0268

Thomas Deen  
Prosecuting Attorney/10th Judicial Circuit  
506 South Main Street  
Monticello, AR 71655  
(870) 367-9896 FAX (870) 367-9696

Robert Dittrich  
Prosecuting Attorney/11th East Judicial Circuit  
305 S. College-P.O. Box 845  
Stuttgart, AR 72160  
(870) 673-3048 FAX (870) 673-4431

Kyle Hunter  
Prosecuting Attorney/11th West Judicial Circuit  
101 West Barraque/P.O. Box 9090  
Pine Bluff, AR 71611-9090  
(870) 541-5387 FAX (870) 536-3613

Daniel Shue  
Prosecuting Attorney/12th Judicial Circuit  
901 South B Street, Suite 209  
Fort Smith, AR 72901  
(479) 783-8976 FAX (479) 784-1551

David Butler  
Prosecuting Attorney/13th Judicial Circuit  
307 American Road/Room 114  
El Dorado, AR 71730  
(870) 864-1960 FAX (870) 864-1964

## ARKANSAS PROSECUTING ATTORNEY'S

---

David Ethredge  
Prosecuting Attorney/14th Judicial Circuit  
301 East 6th Street, Suite 170  
Mt. Home, AR 72653  
(870) 425-2595 (870) 425-2596

Tom Tatum II  
Prosecuting Attorney/15th Judicial Circuit  
P.O. Box 1599  
Dardanelle, AR 72833  
(479) 495-4550 FAX (479) 495-7992

Don McSpadden  
Prosecuting Attorney/16th Judicial Circuit  
368 East Main/Suite 300 P.O. Box 2051  
Batesville, AR 72503  
(870) 793-8825 FAX (870) 793-8870

Becky Reed McCoy  
Prosecuting Attorney/17th Judicial Circuit  
2407 Taylor Road  
Searcy, AR 72143  
(501) 279-6236 FAX (501) 279-2072

Terri Harris  
Prosecuting Attorney/18th East Judicial Circuit  
501 Ouachita Avenue  
Hot Springs, AR 71901  
(501) 622-3720 FAX (501) 622-3797

Andy Riner  
Prosecuting Attorney/18th West Judicial Circuit  
P.O. Box 1721  
Mena, AR 71953  
(479) 394-1964 FAX (479) 394-6173

Tony Rogers  
Prosecuting Attorney/19 - East Judicial Circuit  
202 N Springfield/ P.O. Box 536  
Berryville, AR 72616  
(479) 271-1030 FAX (479) 423-6624

Nathan Smith  
Prosecuting Attorney/ 19<sup>th</sup> West Judicial Circuit  
100 Northeast A Street  
Bentonville, AR 72712  
(479) 271-1030 FAX (479) 271-1073

Cody Hiland  
Prosecuting Attorney/ 20<sup>th</sup> Judicial Circuit  
P.O. Box 550 / 609 Locust Street  
Conway, AR 72033  
(501) 450-4927 FAX (501) 450-7607

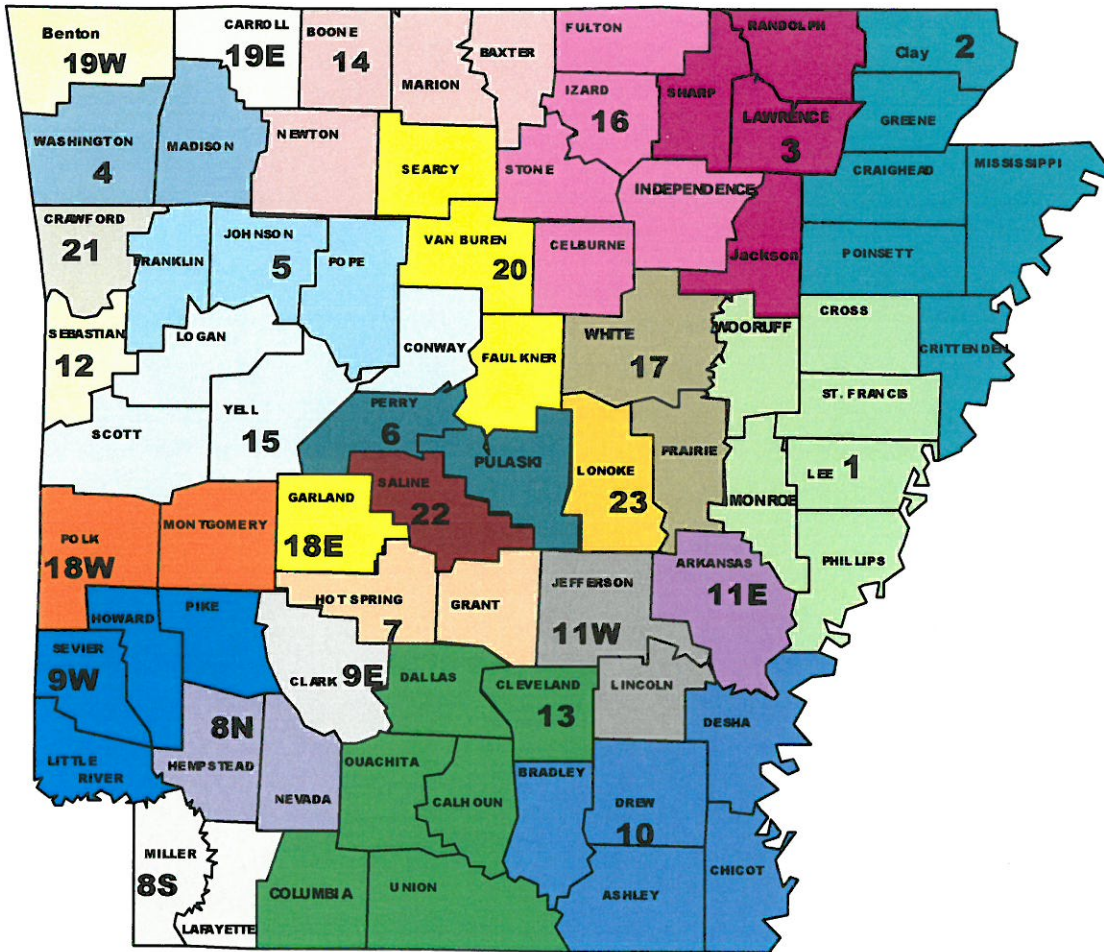
Marc McCune  
Prosecuting Attorney/ 21<sup>st</sup> Judicial Circuit  
206 South 3<sup>rd</sup> Street  
Van Buren, AR 72956  
(479) 474-5000 FAX (479) 471-3256

Ken Casady  
Prosecuting Attorney/22<sup>nd</sup> Judicial Circuit  
102 S. Main/ Saline County Judicial Building  
Benton, AR 72015  
(501) 315-7767 FAX (501) 315-3171

Chuck Graham  
Prosecuting Attorney/23<sup>rd</sup> Judicial Circuit  
301 North Center, Suite 301  
Lonoke, AR 72086  
(501) 676-2807 FAX (501) 676-3044

# Arkansas Judicial Districts

2016





<b>Judicial District 1</b>			
<b>Cases Submitted to PA (11)</b>	<b>Declined by PA (3)</b>	<b>Charges Filed (6)</b>	<b>Pending (2)</b>
Sexual Abuse/Rape (11)		Rape (2 Charges)	
		Sexual Assault 1st Degree (3 Charges)	
		Sexual Assault 3rd Degree	
<b>Judicial District 2</b>			
<b>Cases Submitted to PA (31)</b>	<b>Declined by PA (10)</b>	<b>Charges Filed (14)</b>	<b>Pending (7)</b>
Sexual Abuse/Rape (29)		Rape (3 Charges)	
Abuse (2)		Sexual Assault 2nd Degree (3 Charges)	
		Child Pornograph (2 Charges)	
		Domestic Battery 2nd Degree (4 Charges)	
		Medical Neglect (2 Charges)	
<b>Judicial District 3</b>			
<b>Cases Submitted to PA (4)</b>	<b>Declined by PA (1)</b>	<b>Charges Filed (3)</b>	<b>Pending (0)</b>
Sexual Abuse/Rape (3)		Sexual Assault 1st Degree	
Abuse (1)		Sexual Indecency with a Minor	
		Domestic Battery	
<b>Judicial District 4</b>			
<b>Cases Submitted to PA (24)</b>	<b>Declined by PA (9)</b>	<b>Charges Filed (9)</b>	<b>Pending (6)</b>
Sexual Abuse/Rape (16)		Rape (3 Charges)	
Abuse (8)		Sexual Assault 2nd Degree (3 Charges)	
		Child Pornograph	
		Domestic Battery 2nd Degree (2 Charges)	
<b>Judicial District 5</b>			
<b>Cases Submitted to PA (11)</b>	<b>Declined by PA (4)</b>	<b>Charges Filed (5)</b>	<b>Pending (2)</b>
Sexual Abuse/Rape (8)		Rape	
Abuse (3)		Sexual Indecency with a Minor	
		Domestic Battery 1st Degree (3 Charges)	
<b>Judicial District 6</b>			
<b>Cases Submitted to PA (29)</b>	<b>Declined by PA (14)</b>	<b>Charges Filed (9)</b>	<b>Pending (6)</b>
Sexual Abuse/Rape (22)		Rape (2 Charges)	
Physical Abuse (7)		Possession of a Controlled Substance (3 Charges)	
		Domestic Battery (2 Charges)	
		Medical Neglect (2 Charges)	
<b>Judicial District 7</b>			
<b>Cases Submitted to PA (7)</b>	<b>Declined by PA (2)</b>	<b>Charges Filed (3)</b>	<b>Pending (2)</b>
Sexual Abuse/Rape (5)		Rape	
Physical Abuse (2)		Domestic Battery 2nd Degree (2 Charges)	



<b>Judicial District 8 S</b>			
<b>Cases Submitted to PA (5)</b>	<b>Declined by PA (1)</b>	<b>Charges Filed (3)</b>	<b>Pending (1)</b>
Sexual Abuse/Rape (5)		Sexual Assault (2 Charges)	
		Sexual Indecency with a Minor	
<b>Judicial District 8 N</b>			
<b>Cases Submitted to PA (5)</b>	<b>Declined by PA (2)</b>	<b>Charges Filed (2)</b>	<b>Pending (1)</b>
Sexual Abuse/Rape (3)		Rape	
Abuse (2)		EnvIRONMENTAL Neglect	
<b>Judicial District 9 W</b>			
<b>Cases Submitted to PA (13)</b>	<b>Declined by PA (4)</b>	<b>Charges Filed (5)</b>	<b>Pending (4)</b>
Sexual Abuse/Rape (8)		Rape (3 Charges)	
Physical Abuse (5)		Domestic Battery 2nd Degree (2 Charges)	
<b>Judicial District 9 E</b>			
<b>Cases Submitted to PA (5)</b>	<b>Declined by PA (1)</b>	<b>Charges Filed (2)</b>	<b>Pending (2)</b>
Sexual Abuse/Rape (5)		Child Pornograph (2 Charges)	
<b>Judicial District 10</b>			
<b>Cases Submitted to PA (24)</b>	<b>Declined by PA (9)</b>	<b>Charges Filed (11)</b>	<b>Pending (4)</b>
Sexual Abuse/Rape (20)		Rape (5 Charges)	
Physical Abuse (4)		Sexual Assault 2nd Degree (3 Charges)	
		Domestic Battery (3 Charges)	
<b>Judicial District 11 W</b>			
<b>Cases Submitted to PA (7)</b>	<b>Declined by PA (3)</b>	<b>Charges Filed (3)</b>	<b>Pending (1)</b>
Sexual Abuse/Rape (7)		Rape	
		Sexual Indecency with a Minor (2 Charges)	
<b>Judicial District 11 E</b>			
<b>Cases Submitted to PA (6)</b>	<b>Declined by PA (2)</b>	<b>Charges Filed (2)</b>	<b>Pending (2)</b>
Sexual Abuse/Rape (4)		Rape	
Abuse/Neglect (2)		Medical Neglect	
<b>Judicial District 12</b>			
<b>Cases Submitted to PA (27)</b>	<b>Declined by PA (11)</b>	<b>Charges Filed (9)</b>	<b>Pending (7)</b>
Sexual Abuse/Rape (21)		Rape (2 Charges)	
Physical Abuse (6)		Child Pornograph (2 Charges)	
		Sexual Indecency with a Child (2 Charges)	
		Possession of a Controlled Substance (3 Charges)	

<b>Judicial District 13</b>			
<b>Cases Submitted to PA (21)</b>	<b>Declined by PA (6)</b>	<b>Charges Filed (8)</b>	<b>Pending (7)</b>
Sexual Abuse/Rape (19)		Rape (3 Charges)	
Physical Abuse (2)		Child Pornography (2 Charges)	
		Sexual Assault 2nd Degree	
		Domestic Battery 2nd Degree (2 Charges)	
<b>Judicial District 14</b>			
<b>Cases Submitted to PA (24)</b>	<b>Declined by PA (9)</b>	<b>Charges Filed (8)</b>	<b>Pending (7)</b>
Sexual Abuse/Rape (17)		Rape (3 Charges)	
Physical Abuse (7)		Child Pornography	
		Domestic Battery (4 Charges)	
<b>Judicial District 15</b>			
<b>Cases Submitted to PA (5)</b>	<b>Declined by PA (0)</b>	<b>Charges Filed (4)</b>	<b>Pending (1)</b>
Sexual Abuse/Rape (5)		Rape (2 Charges)	
		Sexual Assault (2 Charges)	
<b>Judicial District 16</b>			
<b>Cases Submitted to PA (32)</b>	<b>Declined by PA (13)</b>	<b>Charges Filed (11)</b>	<b>Pending (8)</b>
Sexual Abuse/Rape (28)		Rape (3 Charges)	
Physical Abuse (4)		Sexual Assault 2nd Degree (3 Charges)	
		Domestic Battery 2nd Degree (2 Charges)	
		Domestic Battery 3rd Degree (3 Charges)	
<b>Judicial District 17</b>			
<b>Cases Submitted to PA (8)</b>	<b>Declined by PA (2)</b>	<b>Charges Filed (4)</b>	<b>Pending (2)</b>
Sexual Abuse (5)		Sexual Assault 2nd Degree	
Abuse (3)		Medical Neglect (3 Charges)	
<b>Judicial District 18 E</b>			
<b>Cases Submitted to PA (28)</b>	<b>Declined by PA (11)</b>	<b>Charges Filed (9)</b>	<b>Pending (8)</b>
Sexual Abuse/Rape (20)		Rape (3 Charges)	
Physical Abuse (8)		Sexual Assault 2nd Degree (2 Charges)	
		Sexual Indecency with a Child	
		Endangering the Welfare of a Minor (3 Charges)	
<b>Judicial District 18 W</b>			
<b>Cases Submitted to PA (12)</b>	<b>Declined by PA (4)</b>	<b>Charges Filed (6)</b>	<b>Pending (2)</b>
Sexual Abuse/Rape (9)		Rape (4 Charges)	
Physical Abuse (3)		Environmental Neglect (2 Charges)	
<b>Judicial District 19 W</b>			
<b>Cases Submitted to PA (11)</b>	<b>Declined by PA (4)</b>	<b>Charges Filed (5)</b>	<b>Pending (2)</b>
Sexual Abuse/Rape (8)		Rape (2 Charges)	
Physical Abuse (3)		Sexual Assault (2 Charges)	
		Possession of a Controlled Substance	

<b>Judicial District 19 E</b>			
<b>Cases Submitted to PA (31)</b>	<b>Declined by PA (11)</b>	<b>Charges Filed (11)</b>	<b>Pending (9)</b>
Sexual Abuse/Rape (27)		Rape (3 Charges)	
Abuse (4)		Sexual Assault 3rd Degree (3 Charges)	
		Endangering the Welfare of a Minor (2 Charges)	
		Enviornmental Neglect (3 Charges)	
<b>Judicial District 20</b>			
<b>Cases Submitted to PA (23)</b>	<b>Declined by PA (9)</b>	<b>Charges Filed (10)</b>	<b>Pending (4)</b>
Sexual Abuse/Rape (19)		Rape (3 Charges)	
Abuse (4)		Sexual Assault 2nd Degree (2 Charges)	
		Domestic Battery 2nd Degree (3 Charges)	
		Medical Neglect (2 Charges)	
<b>Judicial District 21</b>			
<b>Cases Submitted to PA (12)</b>	<b>Declined by PA (4)</b>	<b>Charges Filed (6)</b>	<b>Pending (2)</b>
Sexual Abuse (8)		Rape (2 Charges)	
Physical Abuse (4)		Sexual Assault (2 Charges)	
		Possession of a Controlled Substance (2 Charges)	
<b>Judicial District 22</b>			
<b>Cases Submitted to PA (29)</b>	<b>Declined by PA (9)</b>	<b>Charges Filed (12)</b>	<b>Pending (8)</b>
Sexual Abuse (22)		Rape (3 Charges)	
Abuse (7)		Sexual Assault 1st Degree (3 Charges)	
		Sexual Indecency with a Minor (2 Charges)	
		Domestic Battery 2nd Degree (4 Charges)	
<b>Judicial District 23</b>			
<b>Cases Submitted to PA (15)</b>	<b>Declined by PA (5)</b>	<b>Charges Filed (9)</b>	<b>Pending (1)</b>
Sexual Abuse/Rape (11)		Rape (4 Charges)	
Abuse (4)		Child Pornography	
		Enviornmental Neglect (3 Charges)	
		Possession of a Controlled Substance	

**Total Cases Sumitted: 460**  
**Total Charges Declined: 163 35%**  
**Total Charges Filed 189 42%**  
**Total Cases Pending: 108 23%**

NOTE: The standard for submitting cases to Prosecuting Attorneys is different than the standard used to determine what cases will actually be prosecuted. The decision to submit a case is made using a preponderance of the evidence standard, the same as is used in civil cases. The decision to actually charge criminally is made using a beyond a reasonable doubt standard; an evaluation which requires significantly more probative evidence than any other standard of proof used in the law.