



Oversight Report
Crimes Against Children Division

(JANUARY – MARCH 2017)

Introduction

This report shows the performance of the Arkansas State Police's Crimes Against Children Division (CACD) in the *third quarter* of the Fiscal year 2017.

The CACD is evaluated on six (6) performance indicators of compliance, which were developed during the Angela R. lawsuit in Federal Court in the 1990's. Also, the indicators are a part of the oversight of the agreement with the Arkansas Department of Human Services – Division of Children and Family Services (DCFS).

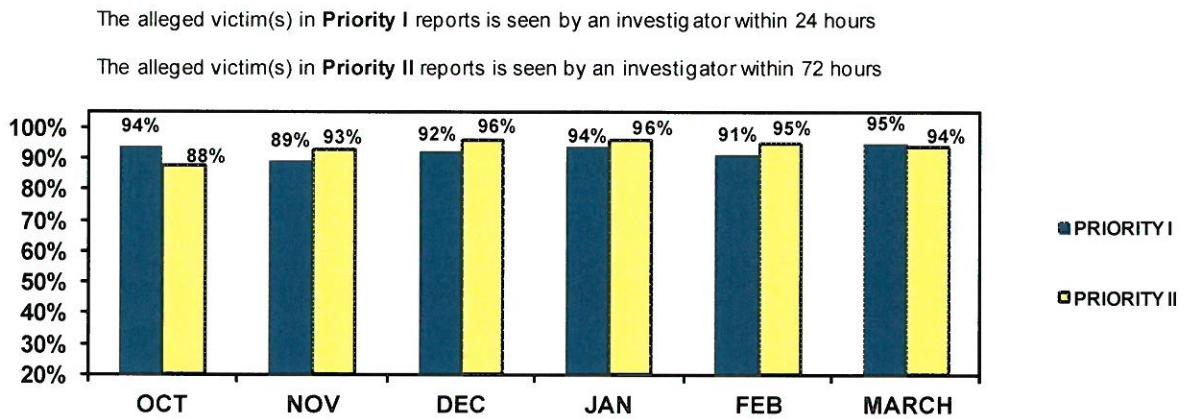
- ✓ Indicator 01b - The alleged victim(s) in Priority I reports is seen by an investigator within 24 hours.
- ✓ Indicator 02b - The alleged victim(s) in Priority II reports is seen by an investigator within 72 hours.
- ✓ Indicator 03b - All children in the home are seen during the investigation.
- ✓ Indicator 04b - The victim is interviewed/observed outside the presence of the offender.
- ✓ Indicator 05b - Parents/Caretakers are interviewed in all investigations.
- ✓ Indicator 06b - Investigations are concluded within 45 days of receipt of the allegation.

This report presents the Crimes Against Children Division's compliance rate with each of the performance indicators, followed by the individual sections' activity. The self-monitored areas are included in the appropriate section; if not previously presented in the performance indicator information.

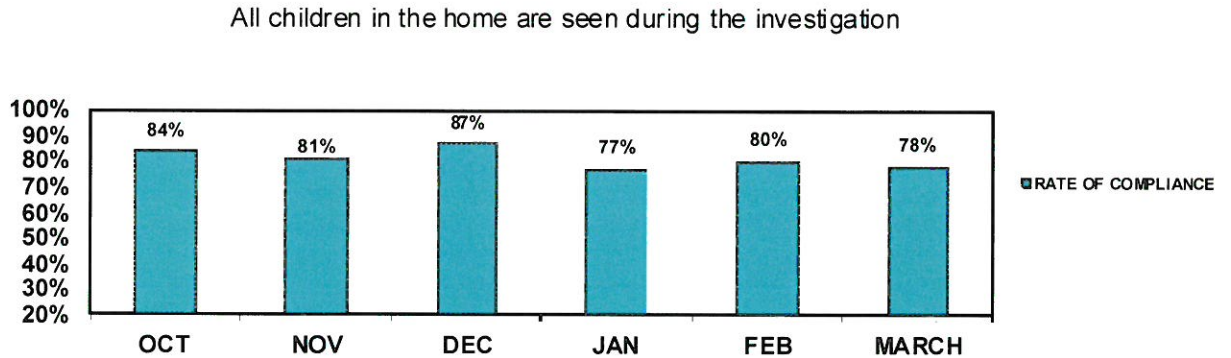
Compliance Rates

By agreement with the Department of Human Services, the Crimes Against Children Division is required to meet a minimum of 85% compliance in each Performance Indicator. The compliance rates reported here are from the monthly Compliance Outcome Report (COR) published by the Division of Children and Family Services.

Performance Indicators 1b and 2b require that victim children are seen within 24 hours in a Priority I and 72 hours in a Priority II allegation, respectively.

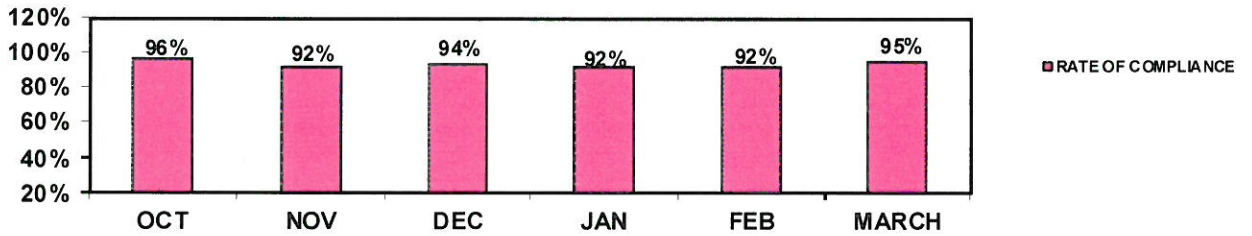


Performance indicators 3b – All children in the home are seen during the investigation.



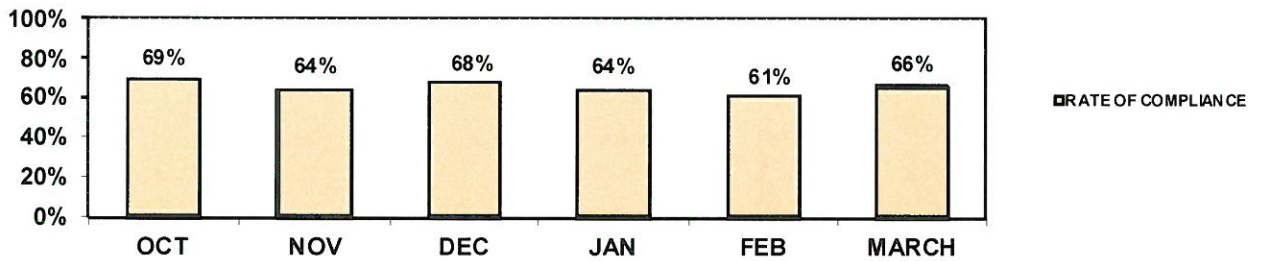
Performance indicator 4b – The child is interviewed (non-verbal children observed) outside the presence of the alleged offender.

The victim is interviewed/observed outside the presence of the offender



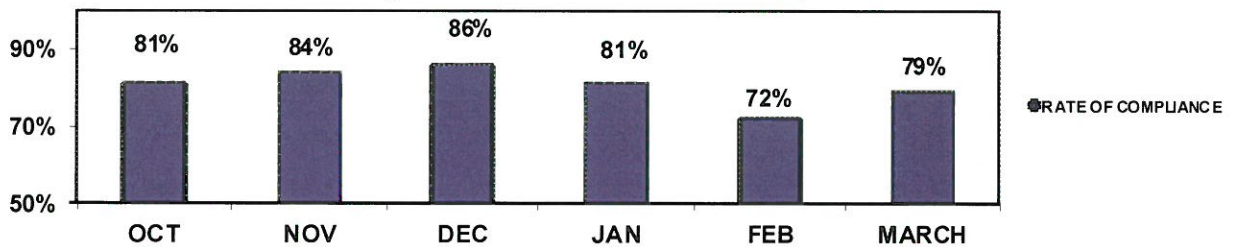
Performance indicators 5b – Parents/Caretakers are interviewed in all cases.

Parents/Caretakers are interviewed in all investigations



Performance indicator 6b – Investigations completed within 45 days of receipt.

Investigations are concluded within 45 days



Child Abuse Hotline

Hotline activity during the *three* (3) months:

	<u>Calls</u> <u>Received</u>	<u>Reports</u> <u>Accepted</u>
January	5,439	3,310
February	5,315	3,194
March	<u>5,426</u>	<u>3,217</u>
Total	16,180	9,721

The Hotline dispatched **1,567** *Priority I* cases for investigation by the **CACD** during the three-month period, while **DCFS** was assigned **6,301** *Priority II* cases and **1,853** for *Differential Responses*.

Investigation Section

As demonstrated in the chart, the '**true**' rate averaged **36%** for the months of **January, February** and **March**.

<u>Month</u>	<u>Opened</u>	<u>Closed</u>	<u>True</u>	<u>Sub Rate</u>	<u>Total Active</u>	<u>Active >45</u>
January	558	452	168	37%	818	176
February	489	423	136	32%	893	171
March	<u>520</u>	<u>574</u>	<u>225</u>	<u>39%</u>	<u>853</u>	<u>175</u>
Total	1,567	1,449	529	36%	2,564	522

When a Priority I allegation is received, local law enforcement is notified. The local agency has the option of conducting the investigation independently or jointly with CACD, or declining involvement at that point. If local authorities decline to investigate and if the CACD investigator finds sufficient information to suspect that a serious crime has occurred, the investigator shall contact the State Police Criminal Investigation Division (CID) and request that a criminal investigation be conducted.

SECTION II

**CRIMES AGAINST CHILDREN
DIVISION**

REPORTING BY MANDATED REPORTERS

—

COUNTY TOTALS

—

**SEVERE PHYSICAL & SEXUAL
ABUSE ALLEGATIONS REPORTED
BY TYPE**

JANUARY – MARCH 2017

QUARTERLY REPORT

Attorney Ad Litem	31
CACD Employee	116
CASA/Volunteer	17
Child Advocacy/Child Safety Center Employee	64
Child Care Worker or Foster Care Worker	24
Clergy	18
Contracted DHS Employee	2
Coroner / Medical Examiner	4
Counselor/Therapist	1327
Court Personnel	18
Day Care Provider	174
Dental Hygienist	3
Dentist	1
DHS Employee	422
Domestic Abuse Advocate	16
Domestic Violence Shelter Employee/Volunteer	15
Employee of Non-Profit	2
FINS Officer	7
Foster Parent	35
Hospital Personnel	218
Judge	4
Juvenile Probation Officer	102
Law Enforcement	1733
Mental Health Professional	353
Nurse/Other Medical Professional	790
Physician	71
Prosecuting Attorney	15
Rape Crisis Advocate	3
Resident Intern	1
School	955
School Counselor	1353
School Official	399
Sexual Abuse Advocate	1
Social Worker	656
Surgeon	1
Teacher	986
Victim Assistance Professional	17
Victim/Witness Coordinator	7
MANDATED REPORTERS	9,961

Of the 9,961 reports called into the hotline by mandated reporters, between 01/01/17 and 03/31/17, 5,158 (52%) were accepted for an investigation while another 956 (9%) were accepted for differential response.

ASP-CACD
 JANUARY - MARCH 2017

COUNTY	CASES ASSIGNED	ESTIMATED POPULATION <i>(US Census Bureau 2015)</i>
Arkansas	11	18,433
Ashley	7	20,838
Baxter	14	41,053
Benton	114	249,672
Boone	35	37,222
Bradley	3	11,094
Calhoun	3	5,229
Carroll	23	27,704
Chicot	5	11,027
Clark	7	22,633
Clay	7	15,109
Cleburne	16	25,467
Cleveland	2	8,311
Columbia	8	24,114
Conway	16	21,019
Craighead	62	104,354
Crawford	34	61,703
Crittenden	32	48,963
Cross	8	17,284
Dallas	8	7,604
Desha	6	11,965
Drew	5	18,778
Faulkner	56	121,552
Franklin	6	17,702
Fulton	7	12,204
Garland	42	97,177
Grant	12	18,102
Greene	35	44,196
Hempstead	4	22,084
Hot Spring	26	33,426
Howard	7	13,300
Independence	19	37,052
Izard	6	13,445
Jackson	11	17,338
Jefferson	33	71,565
Johnson	18	26,141
Lafayette	2	6,996
Lawrence	7	16,779
Lee	4	9,650
Lincoln	4	13,820
Little River	5	12,472

ASP-CACD
 JANUARY - MARCH 2017

COUNTY	CASES ASSIGNED	ESTIMATED POPULATION (US Census Bureau 2015)
Logan	9	21,714
Lonoke	45	71,645
Madison	10	15,767
Marion	12	16,185
Miller	20	43,908
Mississippi	18	43,738
Monroe	6	7,399
Montgomery	3	8,970
Nevada	8	8,558
Newton	3	7,913
Ouachita	8	24,358
Perry	7	10,189
Phillips	13	19,513
Pike	8	10,824
Poinsett	24	24,040
Polk	12	20,216
Pope	29	63,390
Prairie	5	8,291
Pulaski	181	392,664
Randolph	8	17,469
St. Francis	14	26,589
Saline	47	117,460
Scott	9	10,513
Searcy	3	7,869
Sebastian	78	127,780
Sevier	12	17,290
Sharp	13	16,912
Stone	2	12,456
Union	16	40,144
Van Buren	11	16,771
Washington	135	225,477
White	33	79,161
Woodruff	19	6,741
Yell	15	21,713
TOTAL	1,567	

ABUSE ALLEGATIONS REPORTED BY TYPE

JANUARY 2017		FEBRUARY 2017		MARCH 2017	
<u>Allegation Title</u>	<u># Reported</u>	<u>Allegation Title</u>	<u># Reported</u>	<u>Allegation Title</u>	<u># Reported</u>
Bruises, Cuts & Welts	17	Bruises, Cuts & Welts	17	Bruises, Cuts & Welts	11
Abuse with a Deadly Weapon	4	Abuse with a Deadly Weapon	5	Abuse with a Deadly Weapon	3
Bone Fractures	9	Bone Fractures	14	Bone Fractures	5
Brain Damage/Skull Fracture	6	Brain Damage/Skull Fracture	6	Brain Damage/Skull Fracture	5
Burns/Scalding	27	Burns/Scalding	19	Burns/Scalding	18
Failure to Protect/Thrive	18/6	Failure to Protect/Thrive	12/1	Failure to Protect/Thrive	12/6
Immersion/DEATH	2/4	Immersion/DEATH	0/2	Immersion/DEATH	1/4
Indecent Exposure	10	Indecent Exposure	116	Indecent Exposure	19
Internal Injuries	1	Internal Injuries	1	Internal Injuries	0
Juvenile Aggressor	30	Juvenile Aggressor	14	Juvenile Aggressor	40
Malnutrition	1	Malnutrition	6	Malnutrition	1
Medical Neglect of Dis. Infant	0	Medical Neglect of Dis. Infant	0	Medical Neglect of Dis. Infant	0
Oral Sex/Mental Injury	37/2	Oral Sex/Mental Injury	22/1	Oral Sex/Mental Injury	27/1
Poison/Noxious	2	Poison/Noxious	3	Poison/Noxious	3
Pornography	19	Pornography	17	Pornography	13
Sexual Contact	289	Sexual Contact	263	Sexual Contact	263
Sexual Exploitation	13	Sexual Exploitation	12	Sexual Exploitation	12
Sexual Penetration	114	Sexual Penetration	85	Sexual Penetration	113
Sexual Solicitation/Voyeurism	2/9	Sexual Solicitation/Voyeurism	7/6	Sexual Solicitation/Voyeurism	3/11
Subdural Hematoma	1	Subdural Hematoma	2	Subdural Hematoma	3
Suffocation	25	Suffocation	21	Suffocation	26
Threat of Harm	24	Threat of Harm	10	Threat of Harm	14
Total for Month	672	Total for Month	662	Total for Month	614

SECTION III

-

CRIMES AGAINST CHILDREN DIVISION

-

ALLEGATION TYPES AND ALLEGED VICTIM CHILDREN

&

**IDENTIFIED ALLEGED OFFENDER RELATIONSHIPS
WITH ALLEGED VICTIM CHILDREN**

-

JANUARY – MARCH 2017

**CACD Breakdown of the Allegation Types and Alleged Victim Children that were Cited in All Referrals that were Accepted for Investigation
JANUARY - MARCH 2017**

ALLEGATION TYPE	Number of Referrals in which Allegation was Cited	Percentage (%) of All Referrals in which Allegation was Cited	Total Alleged Victim Children Involved in Allegation	0 to 1 Years	%	2 to 5 Years	%	6 to 9 Years	%	10 to 13 Years	%	14 Years and Older	%	Age Unknown	%
Sexual Contact	785	63.6	852	8	0.009	151	0.18	139	0.16	189	0.22	349	0.41	16	0.02
Sexual Penetration	361	29.2	386	3	0.008	44	0.11	46	0.12	91	0.24	198	0.51	4	0.01
Oral Sex	118	9.6	122	0	0.1	12	0.1	27	0.22	33	0.27	48	0.39	2	0.02
Sexual Exploitation	38	3.1	44	0	0.014	5	0.11	6	0.14	7	0.16	26	0.59	0	0
Indecent Exposure	65	5.3	73	1	0.19	14	0.15	11	0.15	18	0.25	29	0.4	0	0
Voyeurism	13	1.1	13	0	0	0	0.08	1	0.08	2	0.15	10	0.77	0	0
Live Sex Acts/Pornography (Exposure)	54	4.4	64	0	0	9	0.14	17	0.27	20	0.31	17	0.27	1	0.02
Live Sex Acts/Pornography (Permitting)	2	0.2	2	0	0	0	0.01	2	0.1	0	0	0	0	0	0
Live Sex Acts/Pornography (Encouraging)	1	0.1	1	0	0	0	0	0	0	0	0	0	0	1	0.1
Live Sex Acts/Pornography (Forcing)	9	0.7	11	0	0	0	0	8	0.73	3	0.27	0	0	0	0
Total of Victim's by Age				12		235		257		363		677		24	

*Multiple Allegations Can Be Cited for Each Referral

**Breakdown of the Identified Relationships that Alleged Offenders have with Alleged Victim Children, by Allegation Type
JANUARY - MARCH 2017**

ALLEGATION TYPE	Total Number of Relationship Types Cited for Allegation	Type of Relationship that Offender Has with Alleged Victim(s)	Number of Referrals in which Relationship Type was Identified	0 to 9 Years	10 to 19 Years	20 to 29 Years	30 to 39 Years	40 to 49 Years	50 to 59 Years	60 to 69 Years	70 and Older	Unknown
Sexual Contact	861	No Relation	221	0	53	31	37	23	13	2	1	61
		Father	113	0	0	20	45	25	8	4	1	10
		Unknown	60	0	4	2	1	2	0	0	0	51
		Live-in/Significant Other	57	0	8	19	11	6	2	1	0	10
		Aunt/Uncle	55	0	10	12	13	4	3	0	0	13
		Cousin	55	0	36	6	4	1	0	0	0	8
		No Selection	53	1	35	4	1	0	0	0	0	12
		Step/Father	50	0	0	9	19	14	4	0	1	3
		Friend	45	0	28	8	4	0	0	2	0	3
		Brother	44	0	38	3	0	0	0	0	0	3
		Grandparent	39	0	0	0	0	4	16	4	6	9
		Mother	22	0	0	6	11	2	0	0	0	3
		Sister	9	0	4	2	1	0	0	0	0	2
		Neighbor	8	0	2	2	0	0	1	0	1	2
		Other Relative	7	0	1	1	1	0	2	1	0	1
		Foster Father	6	0	0	0	1	0	1	1	1	2
		Great Aunt/Uncle	4	0	0	0	0	2	0	1	1	0
		Great Grandparents	3	0	0	0	0	0	0	1	1	1
		Guardian	3	0	0	0	1	0	1	0	0	1
		Day Care	2	0	0	0	0	2	0	0	0	0
		Staff Person	2	0	0	1	0	0	0	0	0	1
		Stepmother	1	0	0	0	1	0	0	0	0	0
		Student	1	0	1	0	0	0	0	0	0	0
		Teacher	1	0	0	0	0	1	0	0	0	0

**Breakdown of the Identified Relationships that Alleged Offenders have with Alleged Victim Children, by Allegation Type
JANUARY - MARCH 2017**

ALLEGATION TYPE	Total Number of Relationship Types Cited for Allegation	Type of Relationship that Offender Has with Alleged Victim(s)	Number of Referrals in which Relationship Type was Identified	0 to 9 Years	10 to 19 Years	20 to 29 Years	30 to 39 Years	40 to 49 Years	50 to 59 Years	60 to 69 Years	70 and Older	Unknown
Sexual Penetration	348	No Relation	119	0	34	20	11	9	7	1	0	37
		Father	44	0	0	7	16	10	4	2	0	5
		Friend	33	0	21	8	3	0	0	0	0	1
		Cousin	29	0	16	6	2	1	0	0	0	4
		No Selection	26	0	16	3	1	0	0	0	0	6
		Unknown	26	0	2	0	1	1	0	0	0	22
		Live-in/Significant Other	24	0	7	10	2	1	2	1	0	1
		Aunt/Uncle	22	0	4	4	3	2	3	0	0	6
		Brother	21	0	19	1	0	0	0	0	0	1
		Stepfather	21	0	0	1	10	6	2	0	1	1
		Grandparent	13	0	0	0	0	2	6	1	3	1
		Mother	4	0	0	2	2	0	0	0	0	0
		Other Relative	3	0	1	1	1	0	0	0	0	0
		Foster Father	2	0	0	0	1	0	1	0	0	0
		Neighbor	2	0	1	1	0	0	0	0	0	0
		Day Care	1	0	0	0	0	1	0	0	0	0
		Guardian	1	0	0	0	0	0	1	0	0	0
		Sister	1	0	1	0	0	0	0	0	0	0

Breakdown of the Identified Relationships that Alleged Offenders have with Alleged Victim Children, by Allegation Type

JANUARY - MARCH 2017

ALLEGATION TYPE	Total Number of Relationship Types Cited for Allegation	Type of Relationship that Offender Has with Alleged Victim(s)	Number of Referrals in which Relationship Type was Identified	0 to 9 Years	10 to 19 Years	20 to 29 Years	30 to 39 Years	40 to 49 Years	50 to 59 Years	60 to 69 Years	70 and Older	Unknown
Sex (Oral)	124	No Relation	36	0	12	4	5	2	1	1	0	11
		Father	16	0	0	1	9	4	0	1	0	1
		Friend	14	0	10	2	2	0	0	0	0	0
		Live-in/Significant Other	9	0	0	8	1	0	0	0	0	0
		Brother	8	0	7	1	0	0	0	0	0	0
		Aunt/Uncle	7	0	1	1	1	2	0	0	0	2
		Cousin	7	0	5	1	0	0	0	0	0	1
		No Selection	5	0	4	0	0	0	0	0	0	1
		Grandparent	4	0	0	0	0	1	2	0	2	0
		Stepfather	4	0	0	0	1	2	1	0	0	0
		Unknown	4	0	0	0	0	0	0	0	0	4
		Mother	3	0	0	0	2	0	0	0	0	1
		Sister	3	0	0	2	0	0	0	0	0	1
		Guardian	2	0	0	0	1	0	1	0	0	0
		Foster Father	1	0	0	0	0	0	0	1	0	0
		Neighbor	1	0	0	0	0	0	1	0	0	0

**Breakdown of the Identified Relationships that Alleged Offenders have with Alleged Victim Children, by Allegation Type
JANUARY - MARCH 2017**

ALLEGATION TYPE	Total Number of Relationship Types Cited for Allegation	Type of Relationship that Offender Has with Alleged Victim(s)	Number of Referrals in which Relationship Type was Identified	0 to 9 Years	10 to 19 Years	20 to 29 Years	30 to 39 Years	40 to 49 Years	50 to 59 Years	60 to 69 Years	70 and Older	Unknown
Sexual Exploitation	42	Mother	11	0	0	0	8	2	0	0	0	1
		No Relation	9	0	4	0	3	1	1	0	0	0
		Father	6	0	0	0	3	1	1	0	0	1
		Aunt/Uncle	4	0	0	1	2	0	0	0	0	1
		Live-In/Significant Other	4	0	0	0	0	2	2	0	0	0
		Unknown	3	0	0	0	0	0	0	0	0	3
		Grandparent	2	0	0	0	0	0	1	0	1	0
		Cousin	1	0	0	0	0	0	0	0	0	1
		No Selection	1	0	0	1	0	0	0	0	0	0
		Stepfather	1	0	0	0	0	1	0	0	0	0
Indecent Exposure	69	Father	11	0	0	5	1	3	1	0	1	0
		Stepfather	11	0	0	5	3	3	0	0	0	0
		Mother	9	0	0	2	5	2	0	0	0	0
		No Relation	9	0	3	3	1	1	0	0	0	1
		Live-In/Significant Other	7	0	0	4	0	3	0	0	0	0
		No Selection	6	0	6	0	0	0	0	0	0	0
		Brother	5	0	5	0	0	0	0	0	0	0
		Aunt/Uncle	4	0	0	2	0	1	1	0	0	0
		Grandparent	3	0	0	0	0	1	2	0	0	0
		Cousin	2	0	2	0	0	0	0	0	0	0
		Friend	1	0	1	0	0	0	0	0	0	0
		Guardian	1	0	0	0	1	0	0	0	0	0

**Breakdown of the Identified Relationships that Alleged Offenders have with Alleged Victim Children, by Allegation Type
JANUARY - MARCH 2017**

ALLEGATION TYPE	Total Number of Relationship Types Cited for Allegation	Type of Relationship that Offender Has with Alleged Victim(s)	Number of Referrals in which Relationship Type was Identified	0 to 9 Years	10 to 19 Years	20 to 29 Years	30 to 39 Years	40 to 49 Years	50 to 59 Years	60 to 69 Years	70 and Older	Unknown
Voyeurism	13	Father Live-In/Significant Other Brother No Relation Stepfather Teacher	6 3 1 1 1 1	0 0 0 0 0 0	0 0 1 0 0 0	0 1 0 0 1 0	0 0 0 1 0 1	4 1 0 0 0 0	2 0 0 0 0 0	0 0 0 0 0 0	0 0 0 0 0 0	0 1 0 0 0 0
Pornography/Exposure to Live Sex Act (Permitting)	3	Cousin Live-In Significant Other No Relation	1 1 1	0 0 0	0 0 0	0 0 0	0 0 0	0 1 0	0 0 0	1 0 0	0 0 0	0 0 1
Pornography/Exposure to Live Sex Act (Exposure)	62	Father Mother No Relation Stepfather Grandparent Aunt/Uncle Brother Live-In Significant Other Cousin	17 9 8 8 5 4 4 4 3	0 0 0 0 0 0 0 0 0	0 0 2 0 0 0 4 1 3	0 2 1 1 0 1 0 0 0	8 7 3 4 0 2 0 0 0	4 0 1 2 1 1 0 0 0	2 0 1 1 2 0 0 0 0	0 0 0 0 0 0 0 0 0	0 0 0 0 1 0 0 0 0	3 0 0 0 1 0 0 0 0

SECTION IV

-

CRIMES AGAINST CHILDREN DIVISION

-

CASES SUBMITTED TO PROSECUTING ATTORNEY

-

JANUARY – MARCH 2017

ARKANSAS PROSECUTING ATTORNEY'S

Fletcher Long
Prosecuting Attorney/1st Judicial Circuit
313 S. IZARD STREET-P.O. BOX 365
FORREST CITY, AR 72335
(870) 261-1747 FAX (870) 261-1742

Scott Ellington
Prosecuting Attorney/2nd Judicial Circuit
511 UNION STREET, SUITE 342
JONESBORO, AR 72401
(870) 972-4779 FAX (870) 972-1700

Henry H. Boyce
Prosecuting Attorney/3rd Judicial Circuit
JACKSON COUNTY COURTHOUSE
208 MAIN STREET SUITE 31
NEWPORT, AR 72112
(870) 523-7428 FAX (870) 523-7433

Matt Durrett
Prosecuting Attorney/4th Judicial Circuit
280 NORTH COLLEGE, SUITE 301
FAYETTEVILLE, AR 72701
(479) 444-1570 FAX (479) 444-1594

David Gibbons
Prosecuting Attorney/5th Judicial Circuit
100 W. MAIN STREET-4TH FLOOR
RUSSELLVILLE, AR 72801
(479) 968-8600 FAX (479) 967-1086

Larry Jegley
Prosecuting Attorney/6th Judicial Circuit
224 SOUTH SPRING STREET
LITTLE ROCK, AR 72201
(501) 340-8000 FAX (501) 340-8049

Teresa Howell
Prosecuting Attorney/7th Judicial Circuit
215 E. HIGHLAND, SUITE 4
MALVERN, AR 72140
(870) 337-1468 FAX (870) 337-9441

Christy McQueen
Prosecuting Attorney/8th North Judicial Circuit
P.O. BOX 1216
HOPE, AR 71802-1216
(870) 777-0900 FAX (870) 722-2904

Stephanie Black
Prosecuting Attorney/8th South Judicial Circuit
400 LAUREL AVE. ROOM 6
TEXARKANA, AR 71854
(870) 774-1002 FAX (870) 772-9315

Blake Batson
Prosecuting Attorney/9th East Judicial Circuit
414 COURT STREET
ARKADELPHIA, AR 71923
(870) 246-9868 FAX (888) 251-9536

Bryan Chesshir
Prosecuting Attorney/9th West Judicial Circuit
P.O. BOX 158
NASHVILLE, AR 71852
(870) 845-5030 FAX (870) 845-0268

Thomas Deen
Prosecuting Attorney/10th Judicial Circuit
506 SOUTH MAIN STREET
MONTICELLO, AR 71655
(870) 367-9896 FAX (870) 367-9696

Robert Dittrich
Prosecuting Attorney/11th East Judicial Circuit
305 S. COLLEGE-P.O. BOX 845
STUTTGART, AR 72160
(870) 673-3048 FAX (870) 673-4431

Kyle Hunter
Prosecuting Attorney/11th West Judicial Circuit
101 WEST BARRAQUE/P.O. BOX 9090
PINE BLUFF, AR 71611-9090
(870) 541-5387 FAX (870) 536-3613

Daniel Shue
Prosecuting Attorney/12th Judicial Circuit
901 SOUTH B STREET, SUITE 209
FORT SMITH, AR 72901
(479) 783-8976 FAX (479) 784-1551

David Butler
Prosecuting Attorney/13th Judicial Circuit
307 AMERICAN ROAD/ROOM 114
EL DORADO, AR 71730
(870) 864-1960 FAX (870) 864-1964

ARKANSAS PROSECUTING ATTORNEY'S

David Ethredge
Prosecuting Attorney/14th Judicial Circuit
301 East 6th Street, Suite 170
Mt. Home, AR 72653
(870) 425-2595 (870) 425-2596

Tom Tatum II
Prosecuting Attorney/15th Judicial Circuit
P.O. Box 1599
Dardanelle, AR 72833
(479) 495-4550 FAX (479) 495-7992

Don McSpadden
Prosecuting Attorney/16th Judicial Circuit
368 East Main/Suite 300 P.O. Box 2051
Batesville, AR 72503
(870) 793-8825 FAX (870) 793-8870

Becky Reed McCoy
Prosecuting Attorney/17th Judicial Circuit
2407 Taylor Road
Searcy, AR 72143
(501) 279-6236 FAX (501) 279-2072

Terri Harris
Prosecuting Attorney/18th East Judicial Circuit
501 Ouachita Avenue
Hot Springs, AR 71901
(501) 622-3720 FAX (501) 622-3797

Andy Riner
Prosecuting Attorney/18th West Judicial Circuit
P.O. Box 1721
Mena, AR 71953
(479) 394-1964 FAX (479) 394-6173

Tony Rogers
Prosecuting Attorney/19 - East Judicial Circuit
202 N Springfield/ P.O. Box 536
Berryville, AR 72616
(479) 271-1030 FAX (479) 423-6624

Nathan Smith
Prosecuting Attorney/ 19th West Judicial Circuit
100 Northeast A Street
Bentonville, AR 72712
(479) 271-1030 FAX (479) 271-1073

Cody Hiland
Prosecuting Attorney/ 20th Judicial Circuit
P.O. Box 550 / 609 Locust Street
Conway, AR 72033
(501) 450-4927 FAX (501) 450-7607

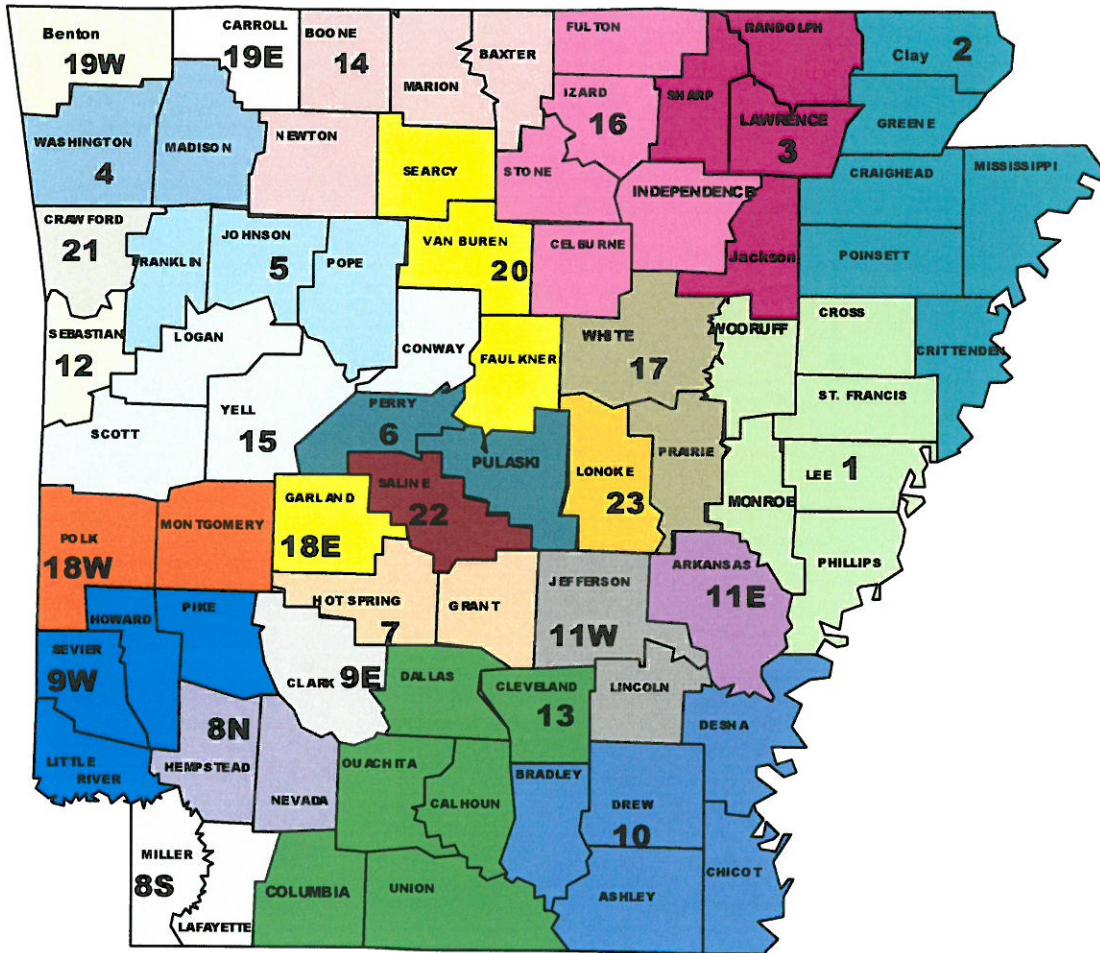
Marc McCune
Prosecuting Attorney/ 21st Judicial Circuit
206 South 3rd Street
Van Buren, AR 72956
(479) 474-5000 FAX (479) 471-3256

Ken Casady
Prosecuting Attorney/22nd Judicial Circuit
102 S. Main/ Saline County Judicial Building
Benton, AR 72015
(501) 315-7767 FAX (501) 315-3171

Chuck Graham
Prosecuting Attorney/23rd Judicial Circuit
301 North Center, Suite 301
Lonoke, AR 72086
(501) 676-2807 FAX (501) 676-3044

Arkansas Judicial Districts

2017



Judicial District 1			
Cases Submitted to PA (14)	Declined by PA (7)	Charges Filed (4)	Pending (3)
Sexual Abuse/Rape (14)		Rape	
		Sexual Assault 1st Degree (3 Charges)	
Judicial District 2			
Cases Submitted to PA (33)	Declined by PA (13)	Charges Filed (17)	Pending (3)
Sexual Abuse/Rape (30)		Rape (3 Charges)	
Abuse (3)		Sexual Assault 2nd Degree (4 Charges)	
		Sexual Assault 3rd Degree (3 Charges)	
		Child Pornograph (3 Charges)	
		Domestic Battery 2nd Degree (2 Charges)	
		Medical Neglect (2 Charges)	
Judicial District 3			
Cases Submitted to PA (3)	Declined by PA (1)	Charges Filed (2)	Pending (0)
Sexual Abuse/Rape (2)		Sexual Assault 2nd Degree	
Abuse (1)		Sexual Assault 3rd Degree	
Judicial District 4			
Cases Submitted to PA (27)	Declined by PA (7)	Charges Filed (16)	Pending (4)
Sexual Abuse/Rape (23)		Rape (4 Charges)	
Abuse (4)		Sexual Assault 2nd Degree (5 Charges)	
		Child Pornograph (3 Charges)	
		Domestic Battery (4 Charges)	
Judicial District 5			
Cases Submitted to PA (9)	Declined by PA (2)	Charges Filed (6)	Pending (1)
Sexual Abuse/Rape (7)		Sexual Indecency with a Minor	
Abuse (2)		Sexual Assault 2nd Degree (3 Charges)	
		Domestic Battery 1st Degree (2 Charges)	
Judicial District 6			
Cases Submitted to PA (24)	Declined by PA (9)	Charges Filed (11)	Pending (4)
Sexual Abuse/Rape (20)		Rape (2 Charges)	
Physical Abuse (4)		Sexual Assault 2nd Degree (4 Charges)	
		Sexual Indecency with a Minor	
		Domestic Battery (4 Charges)	
Judicial District 7			
Cases Submitted to PA (4)	Declined by PA (0)	Charges Filed (3)	Pending (1)
Sexual Abuse/Rape (4)		Rape	
		Sexual Assault (2 Charges)	

Judicial District 8 S			
Cases Submitted to PA (8)	Declined by PA (3)	Charges Filed (4)	Pending (1)
Sexual Abuse/Rape (8)		Child Pornograph (2 Charges)	
		Sexual Assault 3rd Degree	
		Sexual Indecency with a Minor	
Judicial District 8 N			
Cases Submitted to PA (7)	Declined by PA (3)	Charges Filed (3)	Pending (1)
Sexual Abuse/Rape (5)		Rape	
Abuse (2)		Envioronmental Neglect (2 Charges)	
Judicial District 9 W			
Cases Submitted to PA (11)	Declined by PA (3)	Charges Filed (4)	Pending (4)
Sexual Abuse/Rape (9)		Sexual Assault 2nd Degree (2 Charges)	
Physical Abuse (2)		Domestic Battery (2 Charges)	
Judicial District 9 E			
Cases Submitted to PA (9)	Declined by PA (4)	Charges Filed (2)	Pending (3)
Sexual Abuse/Rape (9)		Rape	
		Sexual Indecency with a Minor	
Judicial District 10			
Cases Submitted to PA (29)	Declined by PA (7)	Charges Filed (16)	Pending (6)
Sexual Abuse/Rape (23)		Sexual Assault 2nd Degree (4 Charges)	
Physical Abuse (6)		Child Pornograph (3 Charges)	
		Possession of a Controlled Substance (5 Charges)	
		Domestic Battery (4 Charges)	
Judicial District 11 W			
Cases Submitted to PA (9)	Declined by PA (4)	Charges Filed (2)	Pending (3)
Sexual Abuse/Rape (9)		Sexual Indecency with a Minor	
		Sexual Assault	
Judicial District 11 E			
Cases Submitted to PA (7)	Declined by PA (3)	Charges Filed (4)	Pending (0)
Sexual Abuse/Rape (7)		Sexual Assault 2nd Degree (4 Charges)	
Judicial District 12			
Cases Submitted to PA (24)	Declined by PA (9)	Charges Filed (6)	Pending (9)
Sexual Abuse/Rape (19)		Rape	
Physical Abuse (5)		Child Pornograph	
		Sexual Indecency with a Minor (2 Charges)	
		Possession of a Controlled Substance (2 Charges)	

Judicial District 13			
Cases Submitted to PA (17)	Declined by PA (9)	Charges Filed (5)	Pending (3)
Sexual Abuse/Rape (17)		Rape (2 Charges)	
		Child Pornography	
		Sexual Assault 2nd Degree (2 Charges)	
Judicial District 14			
Cases Submitted to PA (27)	Declined by PA (3)	Charges Filed (20)	Pending (4)
Sexual Abuse/Rape (19)		Rape (4 Charges)	
Physical Abuse (8)		Child Pornography (4 Charges)	
		Sexual Indecency with a Minor	
		Endangering the Welfare of a Minor (2 Charges)	
		Environmental Neglect (4 Charges)	
		Domestic Battery (5 Charges)	
Judicial District 15			
Cases Submitted to PA (8)	Declined by PA (2)	Charges Filed (5)	Pending (1)
Sexual Abuse/Rape (8)		Rape (2 Charges)	
		Sexual Assault (3 Charges)	
Judicial District 16			
Cases Submitted to PA (29)	Declined by PA (11)	Charges Filed (13)	Pending (5)
Sexual Abuse/Rape (24)		Rape (4 Charges)	
Physical Abuse (5)		Sexual Assault 2nd Degree (3 Charges)	
		Endangering the Welfare of a Minor (3 Charges)	
		Domestic Battery 3rd Degree (3 Charges)	
Judicial District 17			
Cases Submitted to PA (4)	Declined by PA (0)	Charges Filed (3)	Pending (1)
Sexual Abuse (3)		Sexual Assault	
Abuse (2)		Medical Neglect (2 Charges)	
Judicial District 18 E			
Cases Submitted to PA (24)	Declined by PA (7)	Charges Filed (9)	Pending (8)
Sexual Abuse/Rape (20)		Rape (2 Charges)	
Physical Abuse (4)		Sexual Assault 2nd Degree (3 Charges)	
		Child Pornograph (2 Charges)	
		Endangering the Welfare of a Minor (2 Charges)	
Judicial District 18 W			
Cases Submitted to PA (9)	Declined by PA (2)	Charges Filed (5)	Pending (2)
Sexual Abuse/Rape (9)		Rape (2 Charges)	
		Environmental Neglect (3 Charges)	
Judicial District 19 W			
Cases Submitted to PA (14)	Declined by PA (2)	Charges Filed (10)	Pending (2)
Sexual Abuse/Rape (11)		Rape (3 Charges)	
Physical Abuse (3)		Sexual Assault (4 Charges)	
		Possession of a Controlled Substance (3 Charges)	

Judicial District 19 E			
Cases Submitted to PA (27)	Declined by PA (9)	Charges Filed (10)	Pending (8)
Sexual Abuse/Rape (24)		Rape (4 Charges)	
Abuse (3)		Sexual Assault 3rd Degree (4 Charges)	
		Domestic Battery 3rd Degree (2 Charges)	
Judicial District 20			
Cases Submitted to PA (22)	Declined by PA (6)	Charges Filed (11)	Pending (5)
Sexual Abuse/Rape (18)		Rape (3 Charges)	
Abuse (4)		Sexual Assault 2nd Degree (4 Charges)	
		Domestic Battery 2nd Degree (2 Charges)	
		Environmental Neglect (2 Charges)	
Judicial District 21			
Cases Submitted to PA (14)	Declined by PA (3)	Charges Filed (9)	Pending (2)
Sexual Abuse (11)		Rape (3 Charges)	
Physical Abuse (3)		Sexual Assault (4 Charges)	
		Possession of a Controlled Substance (2 Charges)	
Judicial District 22			
Cases Submitted to PA (22)	Declined by PA (6)	Charges Filed (12)	Pending (4)
Sexual Abuse (20)		Rape (2 Charges)	
Abuse (2)		Sexual Assault (2 Charges)	
		Sexual Indecency with a Minor (2 Charges)	
		Child Pornography	
		Environmental Neglect (2 Charges)	
		Domestic Battery 2nd Degree (3 Charges)	
Judicial District 23			
Cases Submitted to PA (19)	Declined by PA (4)	Charges Filed (9)	Pending (6)
Sexual Abuse/Rape (15)		Rape (3 Charges)	
Abuse (4)		Child Pornography (2 Charges)	
		Environmental Neglect (2 Charges)	
		Environmental Neglect (2 Charges)	

Total Cases Submitted: 454

Total Charges Declined: 139 30%

Total Charges Filed 221 49%

Total Cases Pending: 94 21%

NOTE: The standard for submitting cases to Prosecuting Attorneys is different than the standard used to determine what cases will actually be prosecuted. The decision to submit a case is made using a preponderance of the evidence standard, the same as is used in civil cases. The decision to actually charge criminally is made using a beyond a reasonable doubt standard; an evaluation which requires significantly more probative evidence than any other standard of proof used in the law.