



ARKANSAS DEPARTMENT OF HEALTH

Opioid Prescribing in Arkansas

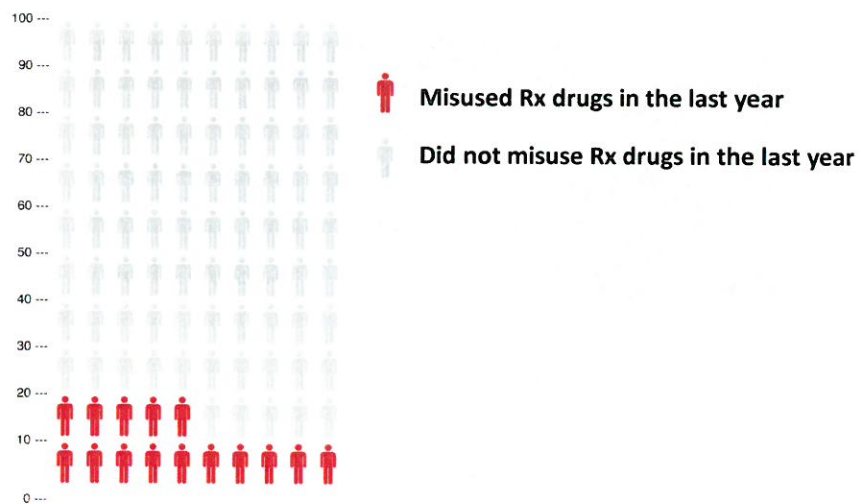
Nate Smith, MD, MPH
Director and State Health Officer
Arkansas Department of Health

ARKANSAS DEPARTMENT OF HEALTH



Committee on Public Health, Welfare and Labor
Committee on Agriculture, Forestry, and Economic Development
Joint Meeting Monday July 10, 2017

Percent of Adults Aged 18 to 25 Who Misuse Prescription Drugs – United States, 2015



Data Source: National Survey on Drug Use and Health

Key Point #1

Large amounts of opioids are being sold in Arkansas.

In 2016, enough pills were dispensed for every man, woman and child to take 80 pills each during the year.



Top-Selling Prescription Drugs by Class – Arkansas, 2016

Rank	Drug Type	Pills Sold
1	Opioids	235,934,613
2	Depressants	102,334,650
3	Stimulants	711,787
Total		338,981,050

Data Source: Arkansas Prescription Monitoring Program

Top Prescribers - Arkansas, June 2015 – July 2016

- 30 day supply
- 200 MME's
- 3 months in a row



X 309 #1



X 261 #2



X 157 #3



X 4 (Average)

Source: Arkansas Prescription Monitoring Program

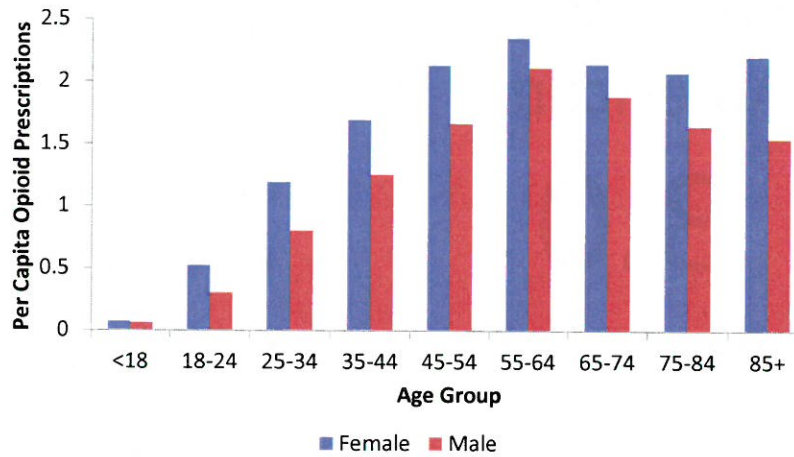
Key Point #2

Opioids are being prescribed to people of all ages.
 Starting at age 25, there is at least one opioid prescription written per capita during the year.

ARKANSAS DEPARTMENT OF HEALTH



Per Capita Opioid Prescriptions by Age Group and Sex – Arkansas, 2016



Data Source: Arkansas Prescription Monitoring Program

Drug overdose deaths: Demographic characteristics and intent, Arkansas residents, 2016**

		Number	Percent	Rate per 100,000
Gender	Female	179	46.6%	11.8
	Male	205	53.4%	14.0
Age*	15-24	29	7.0%	7.2
	25-44	178	46.7%	23.5
	45-64	157	41.2%	20.7
	65+	17	4.5%	3.5
Intent	Unintentional	279	72.7%	9.3
	Suicide	56	14.6%	1.9
	Undetermined	49	12.7%	1.6

*0-14 age group not included due to small numbers
 **2016 data are provisional Source: ADH Vital Statistics

ARKANSAS DEPARTMENT OF HEALTH



High Risk Groups

African
American

3.0

Per 100,000

White

15.1

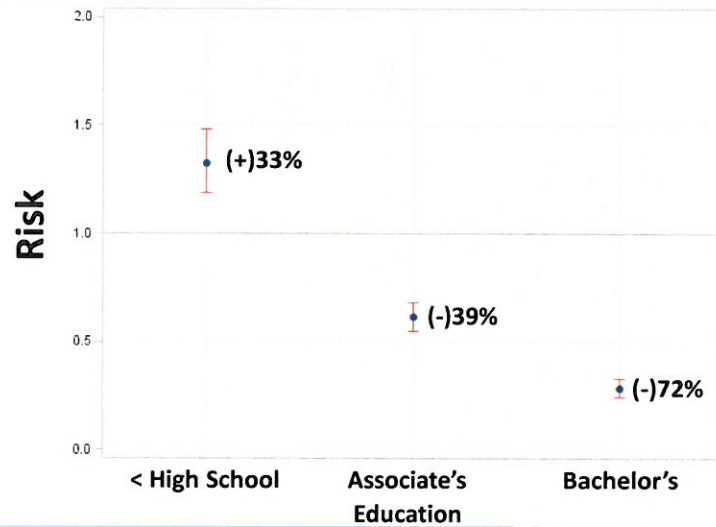
Per 100,000

Data are provisional
 Source: ADH Vital Statistics

ARKANSAS DEPARTMENT OF HEALTH



High Risk Groups



Source: ADH Vital Statistics

ARKANSAS DEPARTMENT OF HEALTH



Key Point #3

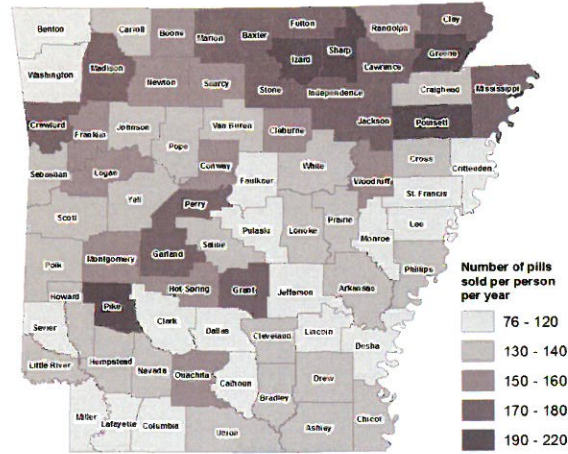
Opioids are prescribed inconsistently.

In Lincoln County, 74 pills are dispensed per capita while in Crawford County 154 are dispensed.

ARKANSAS DEPARTMENT OF HEALTH



Sales of Prescription Controlled Substances per Person per Year - Arkansas, 2016



Data Source: Arkansas Prescription Monitoring Program

Hospitalizations Attributable to Drugs Differences Between Counties – Arkansas 2014

Statewide Average

83

Per 100,000

Top Five Counties

173*

Per 100,000

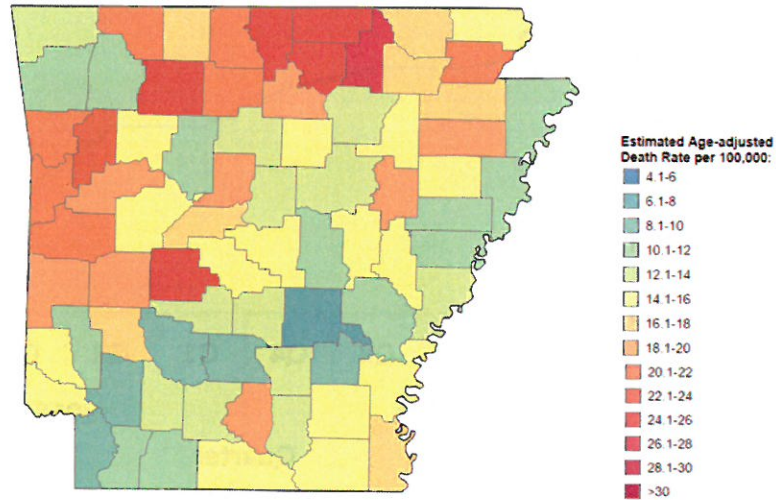
*90 more people per 100,000

Source: Arkansas Hospital Discharge Data System

ARKANSAS DEPARTMENT OF HEALTH



Age-adjusted Death Rates for Drug Poisoning by County - Arkansas, 2015



Source: CDC/NCHS, National Vital Statistics System. Designed by L. Rossen, B Bastian.

ARKANSAS DEPARTMENT OF HEALTH



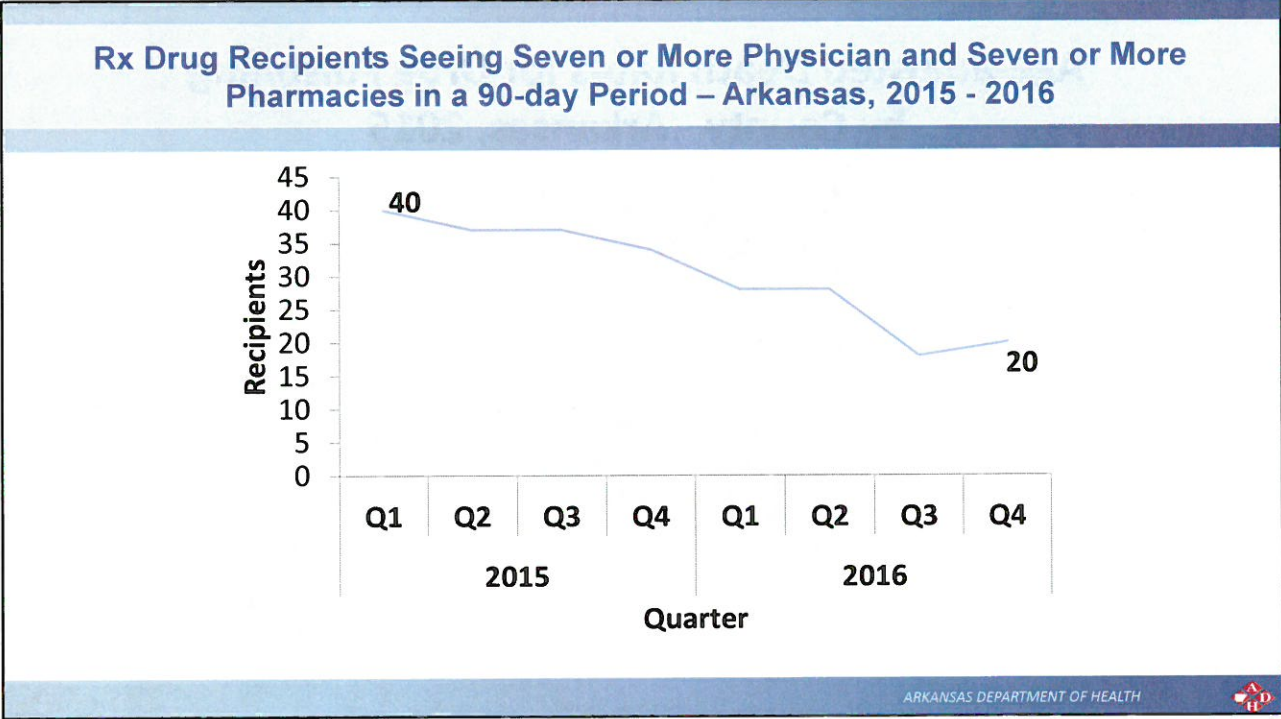
Key Point #4

The PMP has reduced “doctor shopping.”

From January 2015 to December 2016, the number of doctor shoppers was cut in half.

ARKANSAS DEPARTMENT OF HEALTH

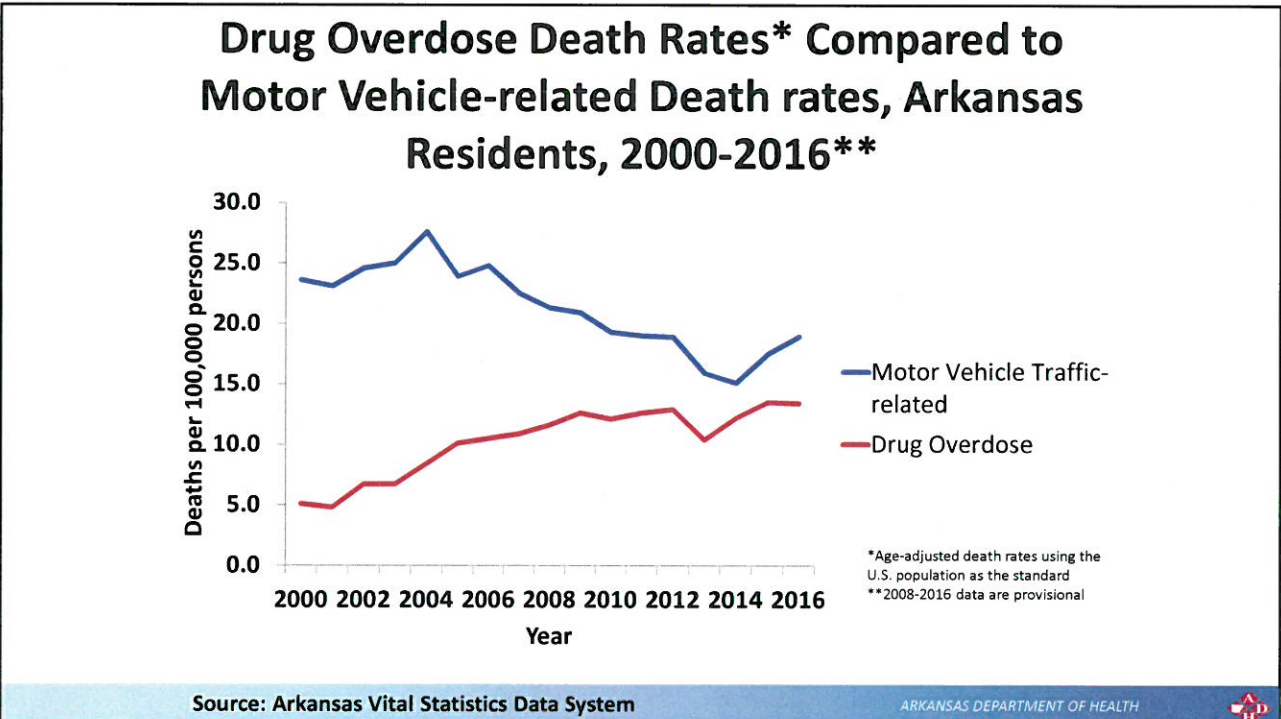
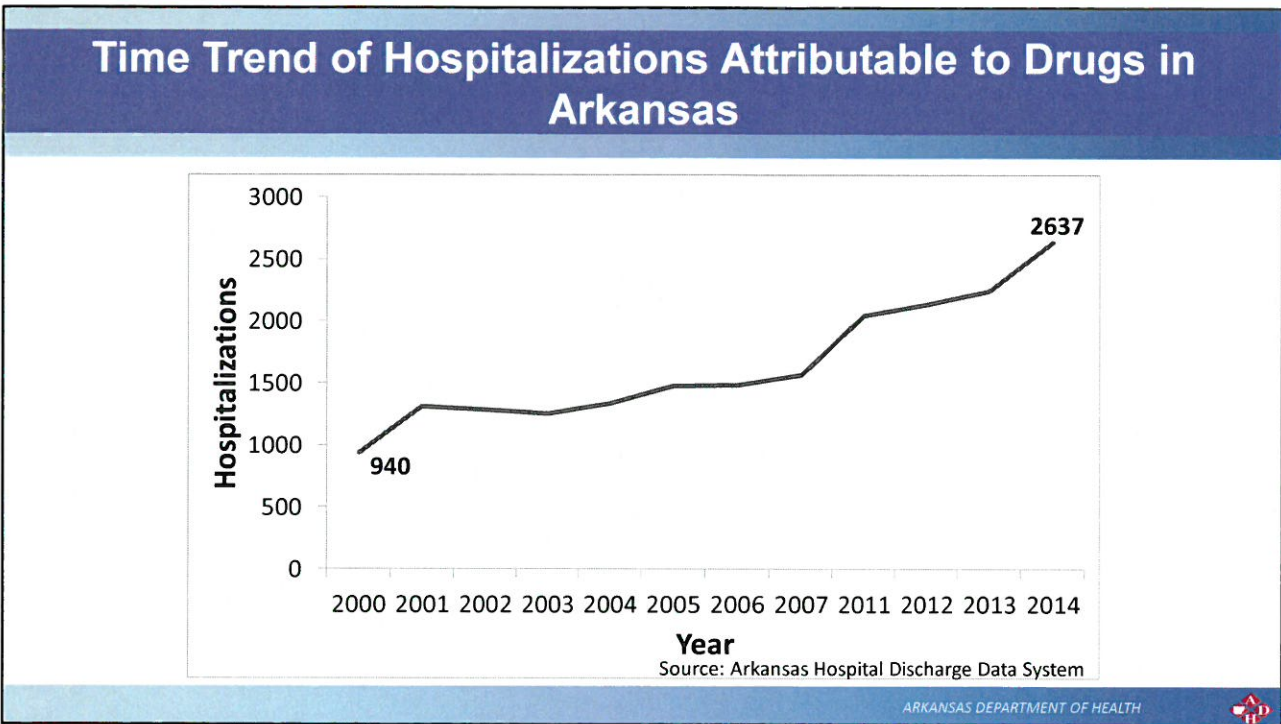




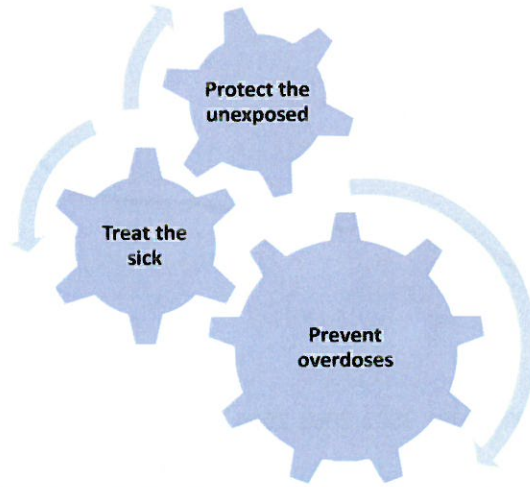
Key Point #5

Reports of drug-related injuries and deaths are increasing.
 Our overdose death rate has increased from 5.1 per 100,000 in 2000 to 13.4 per 100,000 in 2016.

ARKANSAS DEPARTMENT OF HEALTH



Comprehensive Overdose Prevention



ARKANSAS DEPARTMENT OF HEALTH

