

SUMMARY OF
FISCAL SESSION LEGISLATION

With Addendum
For the 2016 3rd Extraordinary Session

.....

90TH GENERAL ASSEMBLY
OF THE STATE OF ARKANSAS

2016

Fiscal Session, April 13, 2016 - May 9, 2016
And
3rd Extraordinary Session, May 19, 2016 - May 23, 2016

.....



Bureau of Legislative Research
June 2016

TABLE OF CONTENTS

Major Fiscal Legislation

Estimated of Acts Impact on General Revenue, FY2016 & 2017	1
Estimated General Revenue Distribution Pie Chart, FY2017.....	2
Summary of Revenue Stabilization Law	3
2016-2017 Revenue Stabilization Law Allocations	4
2016-2017 Miscellaneous Agencies Allocations.....	7
Governors Letters.....	8
Supplementals, FY2016.....	10
Educational Excellence Trust Fund, FY2017	11
Workforce 2000, FY2017.....	12
State Agencies Authorized Positions.....	13
Institutions of Higher Education Authorized Positions.....	16
Total Authorized Positions	17

3RD Extraordinary Session of 2016 Fiscal Related Acts

State Agencies Boards and Commission.....	18
Highway Funding Summary.....	18
Highway Funding Spreadsheet, FY2017 – FY2021.....	19

Fiscal Legislation Affecting State Agencies

Abstracters' Board, Arkansas	60
Accountancy Board	60
Acupuncture Board	60
Administrative Office of the Courts	60
Aeronautics Department	60
Agriculture Department, Arkansas.....	60
Alcoholism & Drug Abuse Counselors Board	61
Appraiser Licensing & Certification Board, Arkansas	61
Architects, Landscape Architects, and Interior Designers, Arkansas State Board of	61
Arkansas Building Authority	61
Assessment Coordination Department.....	61
Athletic Commission, State	61
Athletic Training, Arkansas State Board of	62
Attorney General	62
Auctioneers Licensing Board	62
Auditor of State	62

Bail Bond Board	63
Bank Department, State	64
Barbers Examiners Board	64
Beef Council	64
Blind, School for the	64
Burial Association Board	65
Capitol Zoning Commission	65
Career Education, Department of	65
Career Education Department - Public School Fund	66
Career Education Department - Rehabilitation Services	66
Catfish Promotion Board	66
Cemetery Board	66
Child Abuse & Neglect Prevention Board	67
Chiropractic Examiners Board	67
Claims Commission	67
Collection Agencies, State Board of	67
Community Correction, Department of	68
Contractors Licensing Board	68
Corn & Grain Sorghum Promotion Board	68
Correction, Department of	68
Counseling, Arkansas Board of Examiners in	69
Court of Appeals	69
Crime Information Center, Arkansas	70
Crime Laboratory, State	70
Crowley's Ridge Technical Institute	70
Deaf, School for the	70
Dental Examiners Board	71
Development Finance Authority, Arkansas	71
Dietetics Licensing Board	71
Disability Determination	71
Disabled Veterans' Service Office	71
Economic Development Commission, Arkansas	71
Education, Department of	72
Education, Department of - Grants & Aid (Public School Fund)	72
Educational Television (AETN)	74
Election Commissioners Board	75
Embalmers & Funeral Directors	75
Emergency Management, Department of	75
Engineers & Land Surveyors, State Board of Registration for	75
Environmental Quality Department	75
Ethics Commission	75
Fair Housing Commission, Arkansas	76
Finance and Administration, Department of	76
Alcoholic Beverage Control	76
Alcoholic Beverage Control/Enforcement Division	76
Child Support Enforcement	76
Disbursing Officer	76
Management Services Division	77

Racing, Department of	77
Revenue Services	78
Fire Protection Licensing Board	78
Foresters, Arkansas State Board of Registration of	78
Game and Fish Commission, Arkansas State	78
Geographic Information Office, Arkansas	78
Geological Survey, Arkansas	79
Geologists, State Board of Registration for Professional	79
Governor's Mansion Commission	79
Governor's Office	79
Health, Department of	79
Health Education, Arkansas Board of	81
Health Information Technology, Office of	81
Health Services Permit Agency	81
Hearing Instrument Dispensers, Arkansas Board of	81
Heritage, Department of Arkansas (DAH).	81
Higher Education, Department of	82
Higher Education Institutions	
Arkansas State University - Jonesboro and ASU Arkansas Biosciences Institute	84
Arkansas State University - Beebe	85
Arkansas State University - Mountain Home.	85
Arkansas State University - Newport	85
Arkansas Tech University	85
Black River Technical College.	85
Cossatot Community College of the University of Arkansas	86
East Arkansas Community College	86
Henderson State University	86
Mid-South Community College.	86
National Park Community College	87
North Arkansas College	87
Northeastern Arkansas College	87
Northwest Arkansas Community College	87
College of The Ouachitas	88
Ozarka College	88
Phillips Community College of the University of Arkansas.	88
Pulaski Technical College	89
Rich Mountain Community College	89
Southern Arkansas University	89
Southern Arkansas University - TECH	89
South Arkansas Community College.	90
Southeast Arkansas College.	90
University of Arkansas - Fayetteville and the U of A Division of Agriculture - Arkansas Biosciences	90
University of Arkansas at Fort Smith	91
University of Arkansas at Little Rock	91
University of Arkansas Community College at Batesville	91
University of Arkansas Community College at Hope	92

University of Arkansas Community College at Morrilton	92
University of Arkansas for Medical Sciences and the UAMS Reynolds Center, College of Public Health and Biosciences Institute	92
University of Arkansas at Monticello	93
University of Arkansas at Pine Bluff	93
University of Central Arkansas	94
State Agencies Continued	
Highway and Transportation Department	94
Home Inspector Registration Board, Arkansas	95
House of Representatives	95
Human Services, Department of	95
Division of Administrative Services	95
Division of Aging and Adult Services	96
Division of Behavioral Health Services	96
Division of Services for the Blind	97
Division of Child Care and Early Childhood Education	97
Division of Children & Family Services	98
Division of Community Service and Nonprofit Support	98
Division of County Operations	98
Division of Developmental Disabilities Services	99
Director's Office/Office of Chief Counsel	99
Division of Medical Services	100
Division of Youth Services	101
Information Systems, Department of	101
Insurance Department	101
Judicial Discipline and Disability Commission	102
Labor, Department of	102
Land Department	103
Law Enforcement Standards & Training, Arkansas Commission on	103
Legislative Audit of the Legislative Joint Auditing Committee	103
Legislative Research and the Legislative Council, Bureau of	103
Legislative Research Disbursing Officer, Bureau of	103
Lieutenant Governor's Office	103
Liquefied Petroleum Gas Board	104
Lottery Commission	104
Manufactured Home Commission	104
Martin Luther King, Jr. Commission	104
Massage Therapy, Arkansas State Board of	104
Medical Board, Arkansas State	104
Military Department	104
Minority Health Commission	105
Motor Vehicle Commission	105
Natural Resources Commission	105
Northwest Technical Institute	105
Nursing Board	106
Oil & Gas Commission	106
Opticians, Arkansas Board of Dispensing	106

Optometry, State Board of	106
Parks and Tourism, Department of	106
Parks and Tourism, Department of - Arkansas History Commission	106
Parole Board	107
Pharmacy, State Board of	107
Physical Therapy, Arkansas State Board of	107
Podiatric Medicine, Arkansas Board of	107
Private Career Education Board	107
Prosecutor Coordinator's Office	107
Psychology Board	107
Public Defender Commission	108
Public Employees Retirement System, Arkansas	108
Public School Academic Facilities and Transportation, Division of	108
Public Service Commission	109
Real Estate Commission, Arkansas	109
Rice Research & Promotion Board.	109
Riverside Vocational Technical School	109
Rural Services	109
Sanitarians, Arkansas State Board of	110
Science & Technology Authority	110
Secretary of State	110
Securities Department	110
Senate	111
Sentencing Commission.	111
Social Work Licensing Board	111
Soil Classifiers Board	112
Soybean Board.	112
Speech-Language Pathology and Audiology, Arkansas Board of Examiners in	112
Spinal Cord Commission	112
State Library	112
State Police, Department of Arkansas	113
Student Loan Authority	113
Supreme Court	113
Teacher Retirement System	114
Tobacco Control Board	114
Tobacco Settlement Commission	114
Towing & Recovery Board	114
Treasurer of State	115
Treasurer of State - Board of Finance	115
Treasurer of State - County & Municipal Aid	116
Veterans Affairs, Department of	116
Veterans' Child Welfare	116
Veterinary Medical Examining Board	116
War Memorial Stadium Commission	116
Waterways Commission	116
Wheat Promotion Board	117
Workers' Compensation Commission	117
Workforce Services, Department of	117

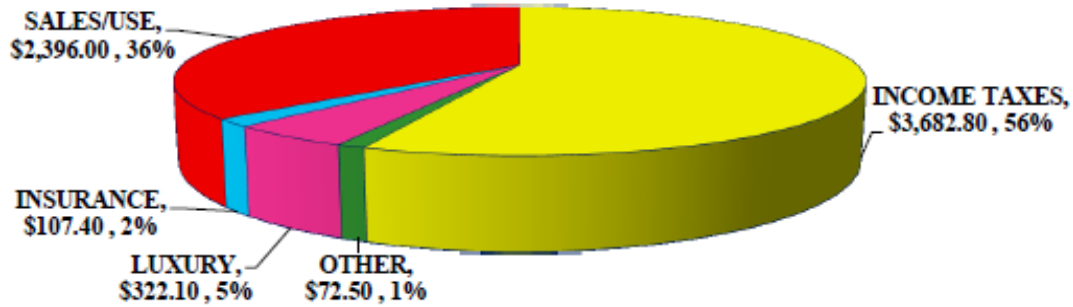
Estimate of General Revenue and Total Impact of Enactments of the 90th General Assembly

		Net General Revenue Available for Distribution Impact		Gross Total Revenue Impact	
2015 Act	Subject	FY16	FY17	FY16	FY17
Act 684	City, County, Tourist (MLA) -- extends AR State Fair Transfer through FY17 - FY20	\$0	-\$887,908	\$0	\$0
Act 1238	Better Life Experience Program for Arkansans with Disabilities	0	-24,000	\$0	-24,000
Act 1173	Amend Capital Gains Language (50% + \$10 million)	-6,000,000	-11,800,000	-6,000,000	-11,800,000
Act 536	Amend distribution & use of natural gas severance	-2,600,000	-2,700,000	0	0
Act 22	Middle Class Tax Relief Act -- lowers selected rates	-22,900,000	-90,300,000	-22,900,000	-90,300,000
Act 896	Fairness of Tax Administration (*Act 896 provides a one-time impact of \$700K in FY18)	0	0	0	0
Act 1046	Alters Distribution of Gas Assessment Fees, FY16 & 17 only	5,200,000	5,200,000	0	0
Act 1126	Sales Tax Exemption for Solid Wastes from Resource Exploration	-201,046	-255,158	-300,000	-450,000
TOTALS		-\$26,501,046	-\$100,767,066	-\$29,200,000	-\$102,574,000

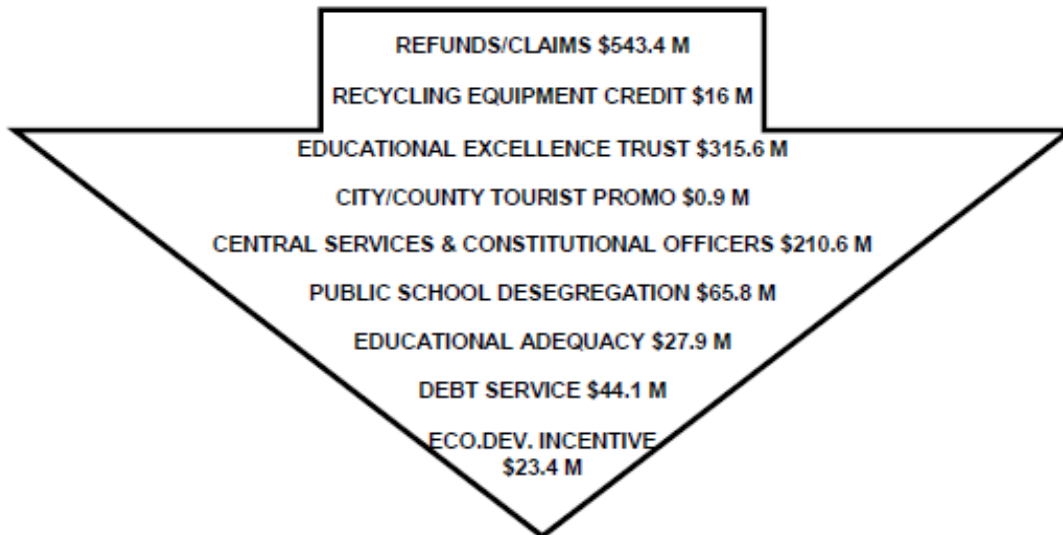
FISCAL YEAR 2016-17

ESTIMATED GROSS GENERAL REVENUES (03/08/16)

\$6,580.8 Million

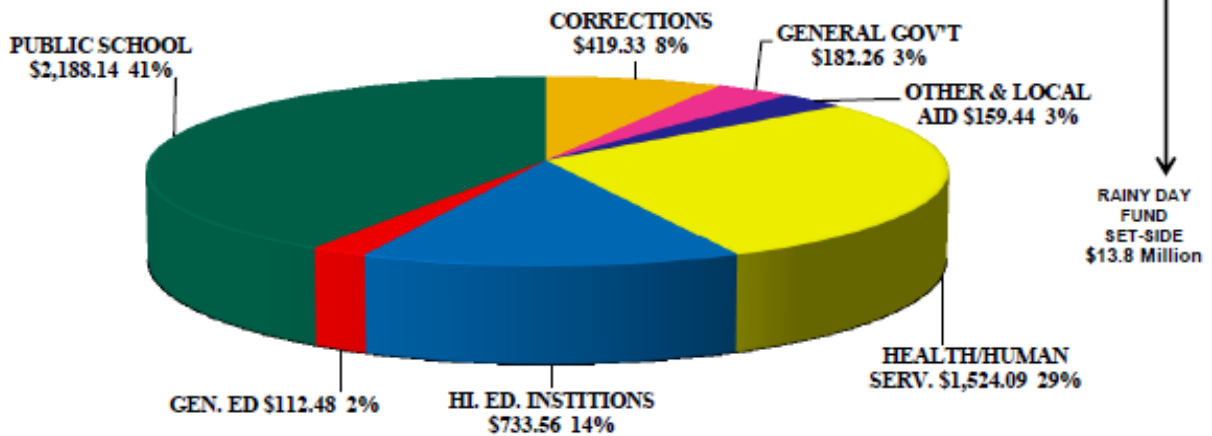


LESS



DISTRIBUTION OF FY2017 "NET AVAILABLE" GENERAL REVENUES¹

\$5,333.1 Million



1. Distribution to State Agencies, Institutions and Rainy Day:
\$5,333.1 ("A" Includes \$13.8 Rainy Day + "B")

Revenue Stabilization Act for 2017 Act 270 of 2016

- The Revenue Stabilization Law provides for the distribution of general revenue to State Agencies and Institutions of Higher Education. The Revenue Stabilization Law for FY2017 first distributes general revenue to allocations in Category “A” in an amount that totals \$5.205 million dollars. This includes an allocation of \$13.8 million dollars for the Rainy Day set aside to address unforeseen needs and provide funding for educational facilities.
- With one exception Category “A” provides funding to each allocation at a level that will continue existing services which is commonly referred to as base level. The Department of Human Services – Children and Family Services Division allocation in Category “A” includes an increase of \$20.4 million dollars for additional foster care workers, associate foster care cost and to provide supplemental general revenue funding for a reduction in federal funding.
- Category “B” has a total allocation of \$127.9 million dollars for the following purposes:
 - The Department of Education Public School Fund allocation is \$23.7 million dollars for kindergarten through twelfth grade (K-12) funding at the level recommended by the Joint Adequacy Evaluation Oversight Subcommittee.
 - The DHS – Grants or Medicaid funding allocation of \$88 million dollars provides for the estimated growth in traditional Medicaid and federal matching requirements of the Arkansas Works program.
 - The DHS – Behavioral Health Services allocation of \$3.5 million dollars is for overall behavioral health reform and to take advantage of federal matching funds that have become available.
 - The Department of Higher Education – Grants allocation of \$2 million dollars is to supplement Workforce Initiative Grants.
 - The Department of Economic Development allocation of \$1.5 million dollars is for enhanced economic development marketing and to open an office in Germany.
 - The Department of Correction allocation of \$4 million dollars will replace one-time general improvement funding award in fiscal year 2016 and for the Bowie County Detention Facility.
 - The Merit Adjustment Fund allocation of \$5.2 million dollars will provide funding for fiscal year 2017 to pay for the ongoing cost of a 1% Cost of Living Adjustment (COLA) awarded to state employees in Fiscal Year 2016.
- Section 5 of Act 270 provides a fund transfer from surplus to the Rainy Day fund for \$50 million dollars.
- Section 6 of Act 270 provides a fund transfer from the Attorney General from cash settlement funds to the Department of Veterans’ Affairs of \$2.27 million dollars to supplement construction cost at the North Little Rock Veterans’ Home facility.

2016-2017 REVENUE STABILIZATION LAW ALLOCATIONS

FUND ACCOUNTS	FY 2015-16 Forecast Distribution	2016-2017 FISCAL YEAR			FY17 Compared to FY16	
		"A"	"B"	TOTAL ALLOCATION	Dollar Difference	% Change
PUBLIC SCHOOL FUND						
General Education	\$ 2,127,803,780	\$ 2,127,803,780	\$ 23,726,030	\$ 2,151,529,810	\$ 23,726,030	1.12%
State Library	4,641,919	4,641,919	0	4,641,919	\$ -	0.00%
Career Education	31,964,455	31,964,455	0	31,964,455	\$ -	0.00%
TOTAL - PUBLIC SCHOOL FUND	\$ 2,164,410,154	\$ 2,164,410,154	\$ 23,726,030	\$ 2,188,136,184	\$ 23,726,030	1.10%
GENERAL EDUCATION FUND						
Dept. of Education	\$ 16,162,434	\$ 16,162,434	\$ -	\$ 16,162,434	\$ -	0.00%
Educ. Facilities Partnership	41,828,951	41,828,951	0	41,828,951	\$ -	0.00%
Academic Facilities & Transportation	2,509,256	2,509,256	0	2,509,256	\$ -	0.00%
Educational Television	5,293,237	5,293,237	0	5,293,237	\$ -	0.00%
School for the Blind	7,016,941	7,016,941	0	7,016,941	\$ -	0.00%
School for the Deaf	10,142,113	10,142,113	0	10,142,113	\$ -	0.00%
State Library	3,591,373	3,591,373	0	3,591,373	\$ -	0.00%
Dept. of Career Education	4,790,510	4,790,510	0	4,790,510	\$ -	0.00%
Rehabilitation Services	13,126,651	13,126,651	0	13,126,651	\$ -	0.00%
Subtotal - General Education	\$ 104,461,466	\$ 104,461,466	\$ -	\$ 104,461,466	\$ -	0.00%
Technical Institutes:						
Crowley's Ridge TI	\$ 2,644,401	\$ 2,644,401	\$ -	\$ 2,644,401	\$ -	0.00%
Northwest TI	3,075,886	3,075,886	0	3,075,886	\$ -	0.00%
Riverside VTS	2,301,199	2,301,199	0	2,301,199	\$ -	0.00%
Subtotal - Technical Inst.'s	\$ 8,021,486	\$ 8,021,486	\$ -	\$ 8,021,486	\$ -	0.00%
TOTAL GENERAL ED. FUND	\$ 112,482,952	\$ 112,482,952	\$ -	\$ 112,482,952	\$ -	0.00%
HUMAN SERVICES FUND						
DHS-Administration	\$ 16,136,255	\$ 16,136,255	\$ -	\$ 16,136,255	\$ -	0.00%
Aging and Adult Services	16,547,666	16,547,666	0	16,547,666	\$ -	0.00%
Children & Family Services	71,092,783	91,537,075	0	91,537,075	\$ 20,444,292	28.76%
Child Care/Early Childhood Ed.	1,164,457	1,164,457	0	1,164,457	\$ -	0.00%
Youth Services	47,808,456	47,808,456	0	47,808,456	\$ -	0.00%
Devel. Disab. Services	65,870,969	65,870,969	0	65,870,969	\$ -	0.00%
Medical Services	7,197,500	7,197,500	0	7,197,500	\$ -	0.00%
DHS-Grants	978,195,484	978,195,484	88,000,000	1,066,195,484	\$ 88,000,000	9.00%
Behavioral Health Services	78,870,394	78,870,394	3,500,000	82,370,394	\$ 3,500,000	4.44%
Services for the Blind	1,883,424	1,883,424	0	1,883,424	\$ -	0.00%
County Operations	48,481,487	48,481,487	0	48,481,487	\$ -	0.00%
TOTAL HUMAN SERVICES FUND	\$ 1,333,248,875	\$ 1,353,693,167	\$ 91,500,000	\$ 1,445,193,167	\$ 111,944,292	8.40%
STATE GENERAL GOV'T FUND						
Dept. of Ark. Heritage	\$ 6,608,765	\$ 6,608,765	\$ -	\$ 6,608,765	\$ -	0.00%
Dept. of Agriculture	17,300,203	17,300,203	0	17,300,203	\$ -	0.00%
Dept. of Labor	3,227,555	3,227,555	0	3,227,555	\$ -	0.00%
Dept. of Higher Education	3,399,182	3,399,182	2,000,000	5,399,182	\$ 2,000,000	58.84%
Dept. of H.E.-Grants	40,017,466	40,017,466	0	40,017,466	\$ -	0.00%
Dept. of Economic Development	10,670,432	10,670,432	1,500,000	12,170,432	\$ 1,500,000	14.06%
Dept. of Correction	336,663,255	336,663,255	4,060,530	340,723,785	\$ 4,060,530	1.21%
Dept. of Community Correction	78,610,629	78,610,629	0	78,610,629	\$ -	0.00%
State Military Department	9,427,702	9,427,702	0	9,427,702	\$ -	0.00%
Dept. of Parks & Tourism	23,235,394	23,235,394	0	23,235,394	\$ -	0.00%
Dept. of Environmental Quality	4,252,178	4,252,178	0	4,252,178	\$ -	0.00%
Miscellaneous Agencies	64,442,126	60,616,822	0	60,616,822	\$ (3,825,304)	-5.94%
TOTAL STATE GENERAL GOV'T	\$ 597,854,887	\$ 594,029,583	\$ 7,560,530	\$ 601,590,113	\$ 3,735,226	0.62%
OTHER FUNDS						
County Aid	\$ 21,428,616	\$ 21,428,616	\$ -	\$ 21,428,616	\$ -	0.00%
County Jail Reimbursement	27,853,607	16,453,607	0	16,453,607	\$ (11,400,000)	-40.93%
Crime Information System	3,759,593	3,759,593	0	3,759,593	\$ -	0.00%
Child Support Enforcement	12,984,053	12,984,053	0	12,984,053	\$ -	0.00%
Health Department	78,896,794	78,896,794	0	78,896,794	\$ -	0.00%
Merit Adjustment Fund	0	0	5,200,000	5,200,000	\$ 5,200,000	
Motor Vehicle Acquisition	0	0	0	0	\$ -	
Municipal Aid	29,372,099	29,372,099	0	29,372,099	\$ -	0.00%
State Police	66,375,577	66,375,577	0	66,375,577	\$ -	0.00%
Dept. of Workforce Services	3,864,840	3,864,840	0	3,864,840	\$ -	0.00%
TOTAL OTHER FUNDS	\$ 244,535,180	\$ 233,135,179	\$ 5,200,000	\$ 238,335,179	\$ (6,200,001)	-2.54%
INST'S OF HIGHER EDUCATION						
Four Year Institutions:						
Arkansas State University	\$ 59,090,991	\$ 59,090,991	\$ -	\$ 59,090,991	\$ -	0.00%
Arkansas Tech University	32,216,531	32,216,531	0	32,216,531	\$ -	0.00%
Henderson State University	18,876,011	18,876,011	0	18,876,011	\$ -	0.00%
Southern Arkansas University	15,584,976	15,584,976	0	15,584,976	\$ -	0.00%
UA-Fayetteville	120,954,440	117,536,490	0	117,536,490	\$ (3,417,950)	-2.83%
UA - System	0	3,417,950	0	3,417,950	\$ 3,417,950	
UA - Archeological Survey	2,327,380	2,327,380	0	2,327,380	\$ -	0.00%
UA - Agriculture	62,800,138	62,800,138	0	62,800,138	\$ -	0.00%
UA - Clinton School	2,295,575	2,295,575	0	2,295,575	\$ -	0.00%
UA - Criminal Justice Institute	1,825,769	1,825,769	0	1,825,769	\$ -	0.00%
UA - Math, Science and Arts School	1,113,015	1,113,015	0	1,113,015	\$ -	0.00%

2016-2017 REVENUE STABILIZATION LAW ALLOCATIONS

FUND ACCOUNTS	FY 2015-16 Forecast Distribution	2016-2017 FISCAL YEAR			FY17 Compared to FY16	
		"A"	"B"	TOTAL ALLOCATION	Dollar Difference	% Change
U of A - Ft. Smith	20,594,615	20,594,615	0	\$ 20,594,615	\$ -	0.00%
UA-Little Rock	60,755,097	60,755,097	0	\$ 60,755,097	\$ -	0.00%
UA-Medical Sciences	86,456,661	86,456,661	0	\$ 86,456,661	\$ -	0.00%
UAMS - Child Safety Center	720,588	720,588	0	\$ 720,588	\$ -	0.00%
UAMS - Indigent Care	5,342,181	5,342,181	0	\$ 5,342,181	\$ -	0.00%
UAMS - Child Abuse/Rape/Dom Violence	735,000	735,000	0	\$ 735,000	\$ -	0.00%
UAMS - Pediatrics/Psychiatric Research	1,950,000	1,950,000	0	\$ 1,950,000	\$ -	0.00%
UA-Monticello	15,946,042	15,946,042	0	\$ 15,946,042	\$ -	0.00%
UA-Pine Bluff	25,418,885	25,418,885	0	\$ 25,418,885	\$ -	0.00%
University of Central Arkansas	\$ 53,114,705	\$ 53,114,705	\$ -	\$ 53,114,705	\$ -	0.00%
Sub-Total Four Year	\$ 588,118,600	\$ 588,118,600	\$ -	\$ 588,118,600	\$ -	0.00%
Two Year Institutions:						
Arkansas Northeastern College	\$ 8,577,052	\$ 8,577,052	\$ -	\$ 8,577,052	\$ -	0.00%
Arkansas State University - Beebe	11,835,727	11,835,727	0	\$ 11,835,727	\$ -	0.00%
Arkansas State Univ.-Mountain Home	3,648,110	3,648,110	0	\$ 3,648,110	\$ -	0.00%
Arkansas State University - Newport	5,992,293	5,992,293	0	\$ 5,992,293	\$ -	0.00%
Cossatot CC of UA	3,395,802	3,395,802	0	\$ 3,395,802	\$ -	0.00%
East Arkansas Cmty. College	5,788,058	5,788,058	0	\$ 5,788,058	\$ -	0.00%
Arkansas State University - MidSouth	3,858,007	3,858,007	0	\$ 3,858,007	\$ -	0.00%
Ar State University - MidSouth - ADTEC	1,500,000	1,500,000	0	\$ 1,500,000	\$ -	0.00%
National Park College	9,046,489	9,046,489	0	\$ 9,046,489	\$ -	0.00%
North Arkansas College	7,966,964	7,966,964	0	\$ 7,966,964	\$ -	0.00%
NorthWest Arkansas Cmty. College	10,619,202	10,619,202	0	\$ 10,619,202	\$ -	0.00%
Phillips Cmty. College of the UA	9,063,088	9,063,088	0	\$ 9,063,088	\$ -	0.00%
Rich Mountain Cmty. College	3,206,869	3,206,869	0	\$ 3,206,869	\$ -	0.00%
Southern Ark. University - Tech	5,705,511	5,705,511	0	\$ 5,705,511	\$ -	0.00%
SAU - Tech - Envir Control Center	368,404	368,404	0	\$ 368,404	\$ -	0.00%
SAU - Tech - Fire Training Academy	1,651,221	1,651,221	0	\$ 1,651,221	\$ -	0.00%
South Arkansas Cmty. College	6,034,307	6,034,307	0	\$ 6,034,307	\$ -	0.00%
U of A - Cmty. College at Batesville	4,131,061	4,131,061	0	\$ 4,131,061	\$ -	0.00%
U of A - Cmty. College at Hope	4,491,997	4,491,997	0	\$ 4,491,997	\$ -	0.00%
U of A - Cmty. College at Morrilton	\$ 5,022,155	\$ 5,022,155	\$ -	\$ 5,022,155	\$ -	0.00%
Sub-Total Two Year	\$ 111,902,317	\$ 111,902,317	\$ -	\$ 111,902,317	\$ -	0.00%
Technical Colleges:						
Black River	\$ 6,113,516	\$ 6,113,516	\$ -	\$ 6,113,516	\$ -	0.00%
College of the Ouachitas	3,527,261	3,527,261	0	\$ 3,527,261	\$ -	0.00%
Ozarka College	3,126,475	3,126,475	0	\$ 3,126,475	\$ -	0.00%
Pulaski	15,137,437	15,137,437	0	\$ 15,137,437	\$ -	0.00%
Southeast Arkansas College	5,636,798	5,636,798	0	\$ 5,636,798	\$ -	0.00%
Sub-Total Technical Colleges	\$ 33,541,487	\$ 33,541,487	\$ -	\$ 33,541,487	\$ -	0.00%
TOTAL INST'S OF HIGHER ED.	\$ 733,562,404	\$ 733,562,405	\$ -	\$ 733,562,405	\$ -	0.00%
Rainy Day Funds	\$ 4,305,547	\$ 13,800,000	\$ -	\$ 13,800,000	\$ 9,494,453	220.52%
GRAND TOTAL	\$ 5,190,399,999	\$ 5,205,113,440	\$ 127,986,560	\$ 5,333,100,000	\$ 142,700,001	2.75%
FY2016-17 FORECAST				\$ 5,333,100,000		
Allocation A				\$ 5,191,313,440		
Allocation A - Rainy Day				\$ 13,800,000		
Allocation B				\$ 127,986,560		
Surplus/(Deficit)				\$ -		

**STATE GENERAL REVENUE - Miscellaneous Agencies Fund
2017 REVENUE STABILIZATION AMENDMENT**

Fiscal Year 2017

FUND ACCOUNTS	FY16 FORECAST			TOTAL ALLOCATION	DIFFERENCE	% INC.
		"A"	"B"		FY17 VS. FY16 FRCST	OVER FY16
AVAILABLE UNDER RSA-FY16	\$64,442,126	\$57,667,179	\$2,949,643	\$60,616,822	(\$3,825,304)	-5.9%
LESS: DFA - State's Contributions	1,424,899	\$1,424,899	\$0	\$1,424,899	\$0	0.0%
LESS: AHTD - Road Repair	-	\$0	\$0	\$0	\$0	0.0%
AVAILABLE FUNDING FOR REMAINDER:	\$63,017,227	\$56,242,280	\$2,949,643	\$59,191,923	(\$3,825,304)	-5.9%
PC & E - Commission Expenses	3,936	3,936	0	3,936	0	0.0%
AEDC - Division of Science and Technology	1,589,614	1,589,978	0	1,589,978	364	0.0%
AEDC - DST Research Grants	1,543,678	1,543,678	0	1,543,678	0	0.0%
AEDC - Rural Services Division	919,120	919,120	0	919,120	0	0.0%
Assessment Coordination Dept.	534,449	543,891	1,129,792	1,673,683	1,139,234	213.2%
Capitol Zoning Commission	236,878	237,002	0	237,002	124	0.1%
Crime Laboratory	8,760,417	7,744,033	1,020,066	8,764,099	3,682	0.0%
Dept. of Emergency Management	1,881,887	1,883,196	0	1,883,196	1,309	0.1%
Dept. of Veterans Affairs	2,361,286	2,363,071	0	2,363,071	1,785	0.1%
DFA - Alcohol Beverage Control	2,168,542	2,169,420	0	2,169,420	878	0.0%
DFA - Building Authority Division	2,490,418	2,491,426	0	2,491,426	1,008	0.0%
DFA - UAMS-Child Abuse/Violence	63,117	63,117	0	63,117	0	0.0%
DFA - Child Welfare Restructuring	271,604	271,604	0	271,604	0	0.0%
DFA - Children's Hospital	3,497,594	3,497,594	0	3,497,594	0	0.0%
DFA - Dept Justice Non-Victim Assistance	989,810	989,810	0	989,810	0	0.0%
DFA - Racing Commission	1,522,486	1,522,609	0	1,522,609	123	0.0%
DFA - Various Grants & Expenses	1,686,570	1,686,570	0	1,686,570	0	0.0%
DFA - Victims of Crime Justice Assistance	155,536	155,536	0	155,536	0	0.0%
Disabled Veterans Service Office	33,720	33,720	0	33,720	0	0.0%
Ethics Commission	705,017	705,745	0	705,745	728	0.1%
Fair Housing Commission	286,026	286,026	0	286,026	0	0.0%
Geological Survey	2,042,439	2,043,534	0	2,043,534	1,095	0.1%
Health Services Agency	322,493	322,493	0	322,493	0	0.0%
Highway & Trans. Department	350,393	350,393	0	350,393	0	0.0%
Jud. Discipline & Disability Comm.	678,272	678,392	0	678,392	120	0.0%
L & P - Show Premiums	729,272	729,272	0	729,272	0	0.0%
Law Enf. Standards & Trng.	3,266,103	3,267,314	0	3,267,314	1,211	0.0%
Martin Luther King, Jr. Commission	233,167	233,167	0	233,167	0	0.0%
Military - Nat'l Guard Museum	89,053	89,053	0	89,053	0	0.0%
Minority Health Commission	201,476	201,476	0	201,476	0	0.0%
Office of Geographic Information	1,250,786	1,250,786	0	1,250,786	0	0.0%
Office of Health Information Technology	1,700,000	0	500,000	500,000	(1,200,000)	-70.6%
Office of Medicaid Inspector General	1,113,132	1,113,132	69,785	1,182,917	69,785	6.3%
Parole Board	2,028,574	2,028,696	230,000	2,258,696	230,122	11.3%
Sentencing Commission	461,970	463,424	0	463,424	1,454	0.3%
Natural Resources Commission	6,440,583	6,440,948	0	6,440,948	365	0.0%
Spinal Cord Commission	2,237,125	2,237,474	0	2,237,474	349	0.0%
State Bd. of Election Commissioners	4,724,616	630,619	0	630,619	(4,093,997)	-86.7%
Tobacco Control Board	834,064	834,793	0	834,793	729	0.1%
UAMS - Various Programs	816,628	825,035	0	825,035	8,407	1.0%
UAMS - AR Center for Health Improvement	494,905	500,000	0	500,000	5,095	1.0%
Veterans Child Welfare Serv. Off.	158,883	158,883	0	158,883	0	0.0%
War Memorial Stadium Comm.	888,358	889,085	0	889,085	727	0.1%
Waterways Commission	253,229	253,229	0	253,229	0	0.0%
Unallocated	0	0	0	0	0	0.0%
TOTAL	\$63,017,227	\$56,242,280	\$2,949,643	\$59,191,923	(\$3,825,303)	-6.1%

2016 Fiscal Session Governor's Letters

Gov. Ltr #	Agency or Institution	Purpose	FY2016 Supplemental Act (Bill)	FY2017 Act (Bill) Amended	Change in # of Position	Additional Revenue or Surplus Funds Provided
1	Department of Human Services - Administration	Provides an additional DHS - Executive Director position with a salary of \$280,000 and provides \$146,276 in supplemental appropriation for regular salaries and matching. The previous maximum salary was \$118,962.	Act 2 (HB1135)		1 Position	
2	Governor's Office	Governor's Session Expense appropriation provides five (5) Extra Help positions, one Lead Legislative Liaison and (4) Legislative Liaisons and a total appropriation of \$154,840 for session expenses of the Governor's Office.	Act 94 (SB127)		5 Extra Help & 5 Legislative Liaisons	\$154,840 Constitutional Officers Fund
3	Department of Community Correction	Supplement bill provides 126 additional positions and \$3,000,000 in operating expenses appropriation to allow for the opening of a new facility in West Memphis as a supplemental for FY2016 and amendment to FY2017 operations appropriation.	Act 218 (HB1139)	Act 263 (HB1102)	126 Additional Positions for FY16 & FY17	
4	Workers Compensation Commission	Reduces the number of employees from 144 to 115 and reduces the appropriation from \$26,778,341 to \$25,505,057 for net reduction in appropriation of (\$1,273,284).		Act 207 (SB52)	(-29) Positions	
5	Economic Development Commission	Integrates the salary sections of the Division of Science & Technology and the Division of Rural Services into one Regular Salary with AEDC, with a net reduction of 15 positions. Adds an extra help sections with 6 positions, of which 2 were originally authorized for Science and Technology Authority and 1 for Rural Services, for a net increase of 3 extra help positions. Adds appropriation authority to increase marketing efforts, for a Military Affairs initiative and new special language to purchase promotions items.		Act 226 (SB43)	(-15) Positions & 3 Extra Help	
6	Department of Arkansas Heritage	Deletes 8 vacant position from various divisions for a net decrease in appropriation authority of \$244,668 for regular salaries and match. Amends Gas Royalty Expenses by adding \$52,665 in appropriation for a total of \$796,647 annually.		253 (HB1049)	(-8) Positions	
7	Geographic Information Systems Office	Removes 2 positions and reduces appropriation by \$154,790 through salaries and match and operating expenses. Increases appropriation by \$600,000 for Geostor & Framework. Eliminates \$500,000 appropriation by deleting Moving Ahead for Progress-21st Century.		206 (SB42)	(-2) Positions	
8	Office of Medicaid Inspector General	Adds 1 Deputy Administrator position and moves \$69,785 in federal appropriation to state funded appropriation for regular salaries and match associated with the position.		214 (SB119)	1 Position	
9	DFA Management Services Division	Adds a Director of Communications and removes 4 positions. Also reclassifies 4 positions as a result of moving Health Services Permit Agency to DFA - Management Services.		248 (HB1031)	(-3) Positions	
10	DFA Disbursing Officer	Adds \$1 million in appropriation for Extra Help appropriation authority that Agencies may request during the interim, for a total appropriation of \$1.5 million. Reduces Court Reporter Fund by \$200,000 and increases Trial Court Administrator Fund by \$200,000.		251 (HB1041)		
11	DFA Division of Racing	Increases cash operations appropriation by \$106,000 for a total of \$231,000 for drug testing at Oaklawn and Southland Parks.		195 (HB1019)		
12	Teacher Retirement System	Adds \$90 million in cash appropriation for a total of \$990 million to meet demand for growth in number of retirees and annuities paid.		211 (SB78)		
13	Natural Resources Commission	Reclassifies 4 positions and adds \$5,000 appropriation to Ouachita River Waterways Project.		256 (HB1078)		
14	Tobacco Control Board	Adds a new appropriation of \$74,384 from Tobacco Control Revenue Fund funded with Special Revenues from permit and license fees for operations related to Merchant Education and Training		227 (SB44)		
15	Home Inspector Registration Board	Adds \$32,400 in appropriation payable from Special Revenues for a total of \$44,400 for rent and to contract with an investigator.		204 (SB37)		
16	State Military Department	Adjust the salaries of the Adjutant General and Deputy Adjutant General and increase appropriation for \$144,717 to cover salary change. Increases appropriation for Court Martial Expense by \$37,000 to a total of \$40,000. Adds new Special Language for salary of the Adjutant General and Deputy Adjutant General to be based the Federal Department of Defense salary pay plan.		196 (HB1032)		
17	State Military Department	Supplemental bill for the remainder of fiscal year 2016 for salary adjustment for Adjutant General and Deputy Adjutant General with additional appropriation of \$145,575. Increases FY2016 appropriation by \$17,000 for Court Martial Expenses. Special Language for salary of the Adjutant General and Deputy Adjutant General to be based the Federal Department of Defense salary pay plan for FY2016.	202 (HB1137)			

2016 Fiscal Session Governor's Letters

Gov. Ltr #	Agency or Institution	Purpose	FY2016 Supplemental Act (Bill)	FY2017 Act (Bill) Amended	Change in # of Position	Additional Revenue or Surplus Funds Provided
18	Insurance Department	Adds \$593,000 total for software maintenance, web site overhaul, training, and operations to the State Insurance Trust Fund operations appropriation.. Reallocates \$786,105 to trust funds from Insurance Department Trust for operations of Fraud Investigation Unit from regular salaries and match for Insurance Fraud Investigation Unit. Adds \$125,000 for IT purchases for the Public Employee Claims Section. Adds \$10 million in Trust Funds from Multi-Agency Insurance Trust for expenses and claims. Adds \$6 million in Trust Funds from Public School Trust for expenses and claims.		254 (HB1050)		
19	Education - School for the Blind	Adds appropriation \$125,000 in operating expenses and capital outlay for the Next Generation of Science Standards to purchase and reproduce textbooks. Adds \$50,000 appropriation for braille and large print textbooks.		245 (HB1023)		
20	Commission on Law Enforcement Standards and Training	Adds \$80,000 for purchase of equipment for advanced 911 Training for a total appropriation of \$212,335.		238 (SB96)		
21	Public Defender Commission	Transfers funding of 3 Public Defender positions to state Central Services totaling \$136,527 previously fund through the General Improvement Fund		235 (SB85)	3 Positions	\$136,527 State Central Services Fund
22	Agriculture Department	Adds \$5,000 in special revenue appropriation for Plant Board overtime during peak seasons, adds special revenue appropriation of \$170,000 for extra help and \$50,000 conference and travel for Forestry for adequate training and readiness for wildfires. Adds \$1,000,000 capital outlay appropriation payable from trust funds for heavy firefighting equipment.		234 (SB81)		
23	DHS Administration	Adds 2 management positions grades N906 and N901 to be funded with existing appropriation authority.		268 (HB1134)	2 Positions	
24	DFA Building Authority	Supplemental for additional appropriation of \$1.3 million for the acquisition of land and construction in accordance with the Capitol Area Master Plan for FY2016. Adds special language to allow the transfer of up to \$2.5 million from the Insurance Department Trust fund to DFA - ABA for land acquisition and building construction for FY2016.	271 (HB1142)			
25	DFA Building Authority	Removes 8 positions in state operations and reduces regular salaries, matching and operating expense appropriation by \$509,834 for efficiencies in merging ABA under DFA - Management Services. Removes 9 positions in building maintenance and reduces regular salaries, matching and operating expenses appropriation by \$600,376 for efficiencies in merging ABA under DFA - Management Services. Adds \$1.3 million in appropriation for land acquisition and maintenance. Adds \$2 million in appropriation for Sustainable Building Design Program. New Special Language authorizes the transfer of funds from the Insurance Department Trust Fund to the Building Authority Division Real Estate Fund up to \$2.8 million.		240 (SB113)	(-17) Positions	
26	Tobacco Settlement Commission	Withdrawn				
27	Department of Environmental Quality	Adds \$10 million in appropriation for Landfill Post-Closure Program and adds new special language to suspend landfill disposal fees that support a computer and electronic equipment recycling program until June 30, 2017 and provides the maximum of these grants to be distributed to the appropriation level of \$2.5 million.		249 (HB1036)		
28	Department of Higher Education	Increases the Workforce Initiative Act of 2015 expenses line item \$6 million to a total of \$8 million and inserts special language to allow the Chief Fiscal Officer to transfer up to that \$8 million from the Agencies' operating fund to the Workforce Initiative Act for program grants		236 (SB86)		
29	Department of Veterans Affairs	Adds 117 positions to staff the new North Little Rock VA Home and adds appropriation to cover personal services and a total of 9 additional extra help positions. Increases the state operations appropriation \$4.4 million and cash appropriation \$7 million for the new facility and the expansion of the Veterans' Cemetery.		233 (SB70)	117 Positions and 9 Extra Help	
30	Department of Health	Adds Special Language to allow the Department to keep funds from the proceeds of moving the In-Home Services and the sale of the permit to the private sector. New special language allows the transfer of those proceeds to the Rainy Day set aside. New special language authorizes bonus payments to those In-home Health Services state employees who work through the completion of the transfer to the private sector.		246 (HB1025)		

2016 Supplemental Acts Requested by the Governor

Act (Bill)	Agency	Purpose	Appropriation	Additional Funding
Act 273 (HB1144)	Blind School	Provide appropriation and additional funding for the purchase of text books in Braille and large print and implementation of Arkansas K-12 Science Standards program.	State Operations, \$100,000 Braille Text Books, \$25,000	\$125,000 from Surplus
Act 274 (HB1145)	Deaf School	Provide appropriation for increase in electric and gas costs, maintenance and repair and implementation of Arkansas K-12 Science Standards program.	State Operations, \$400,000	\$0
Act 276 (HB1147)	DFA - Disbursing Officer	Provide additional appropriation for Extra Help appropriation that may be requested by State Agencies.	Extra Help, \$250,000	\$0
Act 275 (HB1146)	Health Services Permit Agency	Provide appropriation to replace appropriation transferred out when the Developmental Disabilities Council was moved from Health Services Permit Agency to DFA.	Operating Expenses, \$17,500	\$0
Act 272 (HB1143)	Insurance Department	Provide appropriation to reimburse federal government Center for Medicaid Services as required under federal statute.	Operating Expenses, \$652,351	\$0
Act 243 (SB130)	Law Enforcement Standards & Training, Arkansas Commission on	Provide appropriation to purchase an online training module and 9-1-1 training.	Conference & Travel, \$2,000 Capital Outlay, \$78,000	\$0
Act 241 (SB126)	Various Agencies	To provide appropriation for the payment of approved claims.		
Act 218 (HB1139)	Community Correction Department	See Governors Letter # 3		
Act 271 (HB1142)	DFA - Building Authority	See Governors Letter #24		
Act 2 (HB1135)	DHS Administration	See Governors Letter # 1		
Act 202 (HB1137)	Military Department	See Governors Letter #17		

**EDUCATIONAL EXCELLENCE TRUST FUND
OFFICIAL FORECAST
FISCAL YEAR 2017 - INITIAL**

<u>FUND ACCOUNT</u>	<u>FY 17 FORECAST</u>
DEPT. OF EDUCATION PUBLIC SCHOOL FUND:	<u>\$211,956,116</u>
DEPT. OF CAREER EDUCATION PUBLIC SCHOOL FUND:	<u>\$12,955,296</u>
DEPARTMENT OF EDUCATION FUND ACCOUNT:	<u>\$1,038,404</u>
DEPT. OF CAREER EDUCATION FUND:	<u>\$3,888,137</u>
HIGHER EDUCATION GRANTS FUND ACCT:	<u>\$14,291,518</u>
SCHOOL FOR MATH, SCIENCE AND ARTS FUND:	<u>\$7,733,055</u>
INSTITUTIONS OF HIGHER EDUCATION:	
Four Year Institutions:	
Arkansas State University	\$6,530,297
Arkansas Tech University	2,189,000
Henderson State University	2,264,417
Southern Arkansas University	1,338,773
UA - Fayetteville	16,204,627
UA - Little Rock	5,750,502
UA Medical Center	9,901,237
UAMS - Indigent Care	246,381
UA - Monticello	1,155,403
UA - Pine Bluff	2,005,756
UA - Fort Smith	3,318,007
University of Central Arkansas	4,983,575
Two Year Institutions:	
Arkansas Northeastern College	781,029
ASU - Beebe	1,558,008
East Arkansas Community College	815,344
National Park Community College	1,219,462
North Arkansas College	481,533
Northwest Arkansas Community College	1,077,690
Phillips Community College - U of A	794,035
Rich Mountain Community College	215,221
SAU - Tech	349,540
South Arkansas Community College	557,637
TOTAL INSTITUTIONS OF HIGHER EDUCATION	<u>\$ 63,737,475</u>
GRAND TOTAL	<u>\$ 315,600,000</u>

May 11, 2016
DFA-Office of Budget

WORK FORCE 2000 DEVELOPMENT FUND DISTRIBUTION
FY2017 Estimated
Based on 2-1-2016 Official Forecast

	<u>FY2017</u>
INSTITUTIONS OF HIGHER EDUCATION:	
Four Year Institutions:	
Arkansas Tech University	\$794,488
U of A - Monticello	1,363,120
Two Year Institutions:	
Arkansas Northeastern College	730,956
ASU - Beebe	801,942
ASU Mountain Home	823,928
ASU Newport	1,417,629
Black River Technical College	2,245,203
Cossatot Community College of U of A	1,350,343
ASU Mid-South	2,190,916
National Park College	668,025
North Arkansas College	575,184
College of the Ouachitas	1,156,382
Ozarka College	1,271,835
Phillips Community College of U of A	529,856
Pulaski Technical College	2,273,766
South Arkansas Community College	461,391
Southeast Arkansas College	1,975,195
U of A Community College at Batesville	866,758
U of A Community College at Hope	1,958,952
U of A Community College at Morrilton	1,291,191
TOTAL INSTITUTIONS OF HIGHER EDUCATION	\$24,747,060
TECHNICAL INSTITUTES:	
Crowley's Ridge Technical Institute	783,216
Northwest Technical Institute	883,211
TOTAL TECHNICAL INSTITUTES	\$1,666,427
DISTRIBUTION OVER FY2014 AMOUNT (\$26,413,487)	
Acts 236 & 251 of 2016, Skills Development Fund	1,386,513
TOTAL WORK FORCE 2000 DISTRIBUTION:	\$27,800,000

Authorized Position - FY2016 AND FY2017

Business Area	State Agency Authorized Positions	FY16 Authorized Positions	FY17 Authorized Positions	Change in Authorized Positions
0200	Abstracters' Board	1	1	0
0203	Accountancy Board	9	9	0
0023	Administrative Office of the Courts	375	388	13
0402	Aeronautics Department	5	5	0
0400	Agriculture, Department of	592	588	-4
0205	Appraisers Licensing & Certif. Board	4	4	0
0206	Architects, Landscape Archts Interior Design	3	3	0
0350	<i>Arkansas Building Authority (See Department of Finance and Administration)</i>			
0490	Assessment Coordination Department	36	36	0
0053	Attorney General, Office of the	174	174	0
0210	Auctioneer's Licensing Board	1	1	0
0059	Auditor of State	296	285	-11
0211	Bail Bondman Licensing Board, Professional	4	4	0
0405	Bank Department, State	72	72	0
0212	Barber Examiners Board, State Board of	4	4	0
0215	Burial Association Board	3	3	0
0315	Capitol Zoning District Commission	3	3	0
0520	Career Education - Rehabilitation	537	537	0
0590	Career Education, Department of	96	96	0
0220	Child Abuse & Neglect Prevention Board	2	2	0
0265	Chiropractic Examiners Board	2	2	0
0360	Claims Commission, Arkansas State	10	10	0
0221	Collection Agencies, State Board of	4	4	0
0485	Community Correction, Department of	1494	1651	157
0224	Contractors Licensing Board	20	20	0
0480	Correction, Department of	4794	4829	35
0228	Counseling Examiners Board	3	3	0
0018	Court of Appeals	49	49	0
0990	Crime Information Center, Arkansas	75	75	0
0955	Crime Laboratory, State	144	144	0
0534	Crowley's Ridge Technical Institute	57	57	0
0268	Dental Examiners Board	3	3	0
0500	Department of Education	361	361	0
0500	Department of Education - Public School Fund	56	56	0
0500	Department of Education-Public School Facilities/Transportation	32	32	0
0865-0887	Dept of Arkansas Heritage (DAH)	152	144	-8
	<i>Parks & Tourism DAH-History Commission (Trans. to DAH 1st Ex. Session of 2016)</i>	25	25	0
0395	Development Finance Authority, Arkansas	62	62	0
0611	DFA-Alcohol Beverage Control Administration Division	12	12	0
0612	DFA-Alcohol Beverage Control Enforcement Division	20	20	0
0615	<i>DFA-Building Services (Transferred to DFA)</i>	91	72	-19
0634	DFA-Child Support Enforcement, Office of	840	840	0
0610	DFA-Management Services Division	462	464	2
0631	DFA-Racing Commission	14	14	0
0630	DFA-Revenue Services Division	1501	1501	0
0710	DHS-Administrative Services	315	312	-3
0710	DHS-Aging and Adult Services Division	212	310	98
0710	DHS-Behavioral Health Division	1169	1167	-2
0710	DHS-Child Care & Early Childhood Education Division	203	204	1
0710	DHS-Children & Family Services Division	1126	1127	1
0710	DHS-Community Svcs / Non Profit Support	24	25	1

Authorized Position - FY2016 AND FY2017

Business Area	State Agency Authorized Positions	FY16 Authorized Positions	FY17 Authorized Positions	Change in Authorized Positions
0710	DHS-County Operations Division	1871	1782	-89
0710	DHS-County Operations Division-Medicaid Expansion	60	60	0
0710	DHS-Developmental Disabilities Services Division	2713	2708	-5
0710	DHS-Directors Office and Chief Counsel	190	194	4
0710	DHS-Medical Services Division	324	329	5
0710	DHS-Medical Svcs-Medicaid Expansion	2	2	0
0710	DHS-Services for the Blind Division	76	76	0
0710	DHS-Youth Services Division	90	91	1
0270	Dietetics Licensing Board	1	1	0
0311	Disability Determination for Social Security Administration	479	479	0
0365	Disabled Veterans' Services Office	1	1	0
0279	Dispensing Opticians Board	1	1	0
0790	<i>Economic Development Commission (AEDC)</i>	100	121	21
	<i>Rural Services Division of AEDC</i>	6	0	-6
	<i>Science & Technology Authority Division of AEDC</i>	30	0	-30
0516	Educational Television Commission, Arkansas	109	109	0
0232	Election Commissioners, State Board of	7	7	0
0233	Embalmers & Funeral Directors Board	3	3	0
0995	Emergency Management	104	104	0
0236	Engineers & Land Surveyors Board	6	6	0
0930	Environmental Quality, Arkansas Department of	422	422	0
0238	Ethics Commission	12	12	0
0229	Fair Housing Commission, Arkansas	13	13	0
0263	Fire Protection Licensing Board	3	3	0
0080	Game & Fish Commission	616	616	0
0472	Geographic Information Services, Office of	8	10	2
0420	Geological Survey, Arkansas	30	30	0
0034	Governor, Office of	60	60	0
0314	Governor's Mansion Commission	10	10	0
0665	Health Services Permit Agency	11	6	-5
0645	<i>Health, Arkansas Department of</i>	3162	3058	-104
	<i>Massage Therapy Board (Transferred to the Department of Health)</i>	2	0	-2
0700	Higher Education, Department of	49	49	0
0090	Highway & Transportation	4932	4815	-117
0255	Home Inspector Registration Board	1	1	0
0002	House of Representatives	49	49	0
0470	Information Systems, Department of	262	262	0
0425	Insurance Department	217	217	0
0241	Judicial Discipline and Disability Commission	6	6	0
0800	Labor, Department of	99	99	0
0061	Lands, Commissioner of State	45	45	0
0950	Law Enforcement Standards & Training, Commission on	56	56	0
0009	Legislative Audit, Division of	292	292	0
0011	Legislative Research, Bureau of	130	130	0
0051	Lieutenant Governor, Office of the	4	3	-1
0430	Liquefied Petroleum Gas Board	7	7	0
0305	Manufactured Home Commission	3	3	0
0318	Martin Luther King, Jr. Commission	4	4	0
0245	<i>Massage Therapy Board (See Department of Health)</i>			
0274	Medical Board	45	45	0
0975	Military Department, State	666	666	0

Authorized Position - FY2016 AND FY2017

Business Area	State Agency Authorized Positions	FY16 Authorized Positions	FY17 Authorized Positions	Change in Authorized Positions
0319	Minority Health Commission, Arkansas	9	9	0
0320	Motor Vehicle Commission	7	7	0
0455	Natural Resources Commission, Arkansas	93	93	0
0552	Northwest Technical Institute	69	69	0
0277	Nursing Board	29	29	0
0655	Office of Health Information Technology	12	12	0
0035	Office of Medicaid Inspector General	36	37	1
0440	Oil & Gas Commission	44	44	0
0280	Optometry Board	2	2	0
0900	Parks & Tourism, Department of	799	799	0
0915	<i>Parks & Tourism-History Commission (See Dept. of Heritage)</i>			
0323	Parole Board	25	25	0
0283	Pharmacy Board	11	11	0
0246	Physical Therapy, Arkansas State Board of	2	2	0
0216	Private Career Education Board	4	4	0
0028	Prosecutor Coordinator, Office of the	12	12	0
0289	Psychology Board, Arkansas	2	2	0
0324	Public Defender Commission, Arkansas	254	257	3
0370	Public Employee Retirement System	82	82	0
0450	Public Service Commission, Arkansas	114	114	0
0248	Real Estate Commission	15	15	0
0582	Riverside Vocational Technical School	36	36	0
0250	<i>Rural Services, Department of (see Economic Development Commission)</i>			
0510	School for the Blind, Arkansas	106	106	0
0513	School for the Deaf, Arkansas	161	161	0
0327	<i>Science & Technology Auth (see Economic Development Commission)</i>			
0063	Secretary of State	161	161	0
0410	Securities Department	39	39	0
0005	Senate	15	15	0
0328	Sentencing Commission, Arkansas	5	5	0
0254	Social Work Licensing Board	2	2	0
0292	Speech-Language Pathology & Audiology Board	1	1	0
0295	Spinal Cord Commission	30	30	0
0519	State Library, Arkansas	56	56	0
0960	State Police, Arkansas	1080	1080	0
0347	Student Loan Authority, Arkansas	5	5	0
0032	Supreme Court	67	68	1
0375	Teacher Retirement System	101	101	0
0261	Tobacco Control Board, Arkansas	31	31	0
0334	Tobacco Settlement Commission, Arkansas	2	2	0
0258	Towing and Recovery Board	5	5	0
0069	Treasurer of State	33	33	0
0385	Veterans' Affairs, Department of	158	158	0
0380	Veterans' Child Welfare Service Office	2	2	0
0298	Veterinary Medical Board	1	1	0
0338	War Memorial Stadium Commission	7	7	0
0341	Waterways Commission, Arkansas	3	3	0
0390	Workers' Compensation Commission	144	115	-29
0810	Workforce Services, Department of	978	978	0
	Total State Agencies Authorized Positions	<u>FY16</u> 37,788	<u>FY17</u> 37,699	<u>Change</u> -89

Business Area	Institution of Higher Education Authorized Positions	FY16 Authorized Positions	FY17 Authorized Positions	Change in Authorized Positions
0180	Arkansas Northeastern College	312	312	0
0130	Arkansas Tech	1670	1670	0
0120	ASU - Beebe	579	579	0
0125	ASU - Jonesboro	2304	2304	0
0128	ASU - Mountain Home	187	187	0
0129	ASU - Newport	304	304	0
0675	Black River Technical College	311	311	0
0685	College of the Ouachitas	224	224	0
0677	Cossatot Community College of U of A	235	235	0
0170	East Ark. Community College	308	308	0
0100	Henderson State	706	712	6
0177	Mid-South Community College	316	316	0
0175	National Park Community College	390	384	-6
0185	North Arkansas College	408	408	0
0198	Northwest Ark Community College	1064	1064	0
0687	Ozarka College	219	219	0
0693	Pulaski Technical College	998	998	0
0192	Rich Mountain Community College	133	133	0
0115	SAU - Tech	329	329	0
0193	South Ark. Community College	330	330	0
0691	Southeast Arkansas College	358	358	0
0105	Southern Arkansas University	489	489	0
0167	U of A - Community College at Hope	212	212	0
0145	U of A - Little Rock	2302	2302	0
0150	U of A - Medical Sciences	11741	11741	0
0155	U of A - Monticello	640	640	0
0190	U of A - Phillips Community College	325	325	0
0160	U of A - Pine Bluff	871	870	-1
0689	U of A Community College - Morrilton	299	299	0
0168	U of A Community College at Batesville	272	272	0
0195	U of A-Ft. Smith	1119	1119	0
0135	UA Fayetteville	7591	7616	25
0165	University of Central Arkansas	2253	2253	0
Total Institutions of Higher Education Authorized Positions		<u>FY16</u> 39,799	<u>FY17</u> 39,823	<u>Change</u> 24

Grand Total Agencies and Institutions Authorized Positions	<u>FY16</u> 77,587	<u>FY17</u> 77,522	<u>Change</u> -65
---	-------------------------------------	-------------------------------------	------------------------------------

2016 THIRD EXTRAORDINARY SESSION FISCAL RELATED ACTS

STATE AGENCIES, BOARDS, AND COMMISSIONS

Act 2 (SB10)

- Transfer, Elimination, and Sunset of Certain Entities. ACT 2 (SB10) and ACT 3 (HB1006) are identical acts that make various amendments to Arkansas law that promote efficiency and effectiveness in the operations of state government, including transferring the Arkansas History Commission to the Department of Arkansas Heritage, repealing certain governmental entities such as the Building Authority Council, and amending the membership, tenure, and duties of certain agencies, task forces, committees, and commissions. The acts declare an emergency and became effective on May 23, 2016. The sections concerning the transfer of the Arkansas History Commission become effective on July 1, 2016.

WORKERS' COMPENSATION COMMISSION

Act 4 (HB1010)

- Act 4 and 5 end payments from the Death and Permanent Total Disability Trust Fund for claims for death or permanent total disability benefits that are filed on and after June 30, 2019. The act lowers the employers' tax under the Workers' Compensation Law to not more than one and five-tenths percent (1.5%) after the final payment is made through the Death and Permanent Total Disability Trust Fund.

HIGHWAYS AND TRANSPORTATION

Act 1 (HB1009)

- Funding and State Highway Commission Reporting. ACT 1 (HB1009) creates the Arkansas Highway Transfer Fund to provide for additional funding for the Arkansas State Highway and Transportation Department; transfers forty million dollars (\$40,000,000) from the General Improvement Fund to the Arkansas Highway Transfer Fund; eliminates the State Central Services deduction for the temporary one-half-cent sales tax; allocates twenty-five percent (25%) of general revenues remaining after making the maximum annual allocation to the Arkansas Highway Transfer Fund; redirects four million dollars (\$4,000,000) of diesel tax from general revenue to the Arkansas State Highway and Transportation Department Fund; and creates the Highway Commission Review and Advisory Subcommittee of the Legislative Council to review and publish proposed rules of the State Highway Commission regarding the distribution of highway funds and the spending priority designated for highway construction contracts and public road construction projects. The act also requires the State Highway Commission to provide the Highway Commission Review and Advisory Subcommittee of the Legislative Council with a report on the progress of each public road construction project of ten million dollars (\$10,000,000) or more. Sections 9-12, 14, 16 and 17 of the act become effective July 1, 2017. The act declares an emergency, and Sections 1-8, 13, 15 and 18-21 become effective on July 1, 2016. (See Funding Chart on the next page)

Highway Improvement Plan - Act 1 of the Third Extraordinary Session of 2016

Act 1 Section Number	Item / Description	Source of Fund or Previous Distributions of Funds	Fund To	FY17	* FY18	* FY19	* FY20	* FY21
21	Transfer funds from Unobligated Surplus Transfer: \$40 million transfer from Rainy Day to the new Arkansas Highway Transfer Fund. \$50 million was transferred from Surplus to Rainy Day in the FY2017 RSA Act.	Surplus	Arkansas Highway Transfer Fund	\$40,000,000				
4, 7, 8	Interest Income Distribution Changes: FY2017 has a one time transfer of \$1.5 M from Interest Income to the Arkansas Highway Transfer Fund. From Fiscal Year 2018 forward less \$100,000 which stays in the Security Reserves Fund interest earnings are transferred at the end of the fiscal year as follows: The first \$5 million dollars is transferred to the Budget Stabilization Trust, the next \$20 million dollars is transferred to the new Arkansas Highway Transfer Fund. Next loans not repaid to the Budget Stabilization Trust fund are repaid with Interest Earning. Any remaining balances are transferred to the Long Term Reserve Fund.	Interest Income - Previous Disbursements were \$50% to Budget Stabilization & 50% to the General Improvement Fund	FY2017 One time transfer of \$1.5 M, thereafter, \$20 million or so much is available to the Arkansas Highway Transfer Fund.	\$1,500,000	20,000,000	20,000,000	20,000,000	20,000,000
9, 10, 11, 12, 14, 16, 17	Redirect \$4 million of diesel tax that goes to GR to Highways: Previously Arkansas Code 26-56-201(g)(1) provided that to offset general revenues lost by the tax exemption contained in § 26-52-436(c) and (d) and § 26-53-144(c) and (d) each fiscal year \$4,000,000 and was distributed 75% to General Revenue, 14.6% to the Educational Adequacy Fund, 8.3% to the Property Tax Relief Trust Fund and 2.1% to the Conservation Tax Fund. This is repealed effective July 1, 2017 and these funds are distributed 70% to the Highway Department Trust Fund, 15% to Cities and 15% to Counties.	General Revenue	Highway Department Trust Fund	\$0	\$2,700,000	\$2,700,000	\$2,700,000	\$2,700,000
5, 18	Eliminate the State Central Services Deduction for the temporary 1/2 cent sales tax: Amendment 91 to the Arkansas Constitution authorizes the 1/2 cent tax which is approximately \$165 million annually. 3% percent or \$5.9 million is currently deducted for State Central Services but will now be distributed to the Highway Department Trust Fund.	State Central Services	Highway Department Trust Fund	\$5,900,000	\$5,900,000	\$5,900,000	\$5,900,000	\$5,900,000
6	Allocates 25% RSA Surplus to the Arkansas Highway Transfer Fund: Effective July 1, 2016 and going forward the general revenue collected in excess of the required funding level allocated in Revenue Stabilization will be distributed 25% to the Arkansas Highway Transfer fund and 75% to the General Allotment Reserve fund. Amounts are listed as to be determined "TBD" because the amounts will vary from year to year.	Surplus - 50% to General Improvement Fund and 50% to General Allotment Reserve Fund.	Arkansas Highway Transfer Fund	0	TBD	TBD	TBD	TBD
* Total Funding:				\$47,400,000	\$28,600,000	\$28,600,000	\$28,600,000	\$28,600,000