


Postsecondary English Remediation Rate Public School Districts 2011 Fall Term





Source
Arkansas Department of Education
Arkansas Department of Higher Education

Legend

 County Boundary

Percent Remediation Rate ENGLISH

 0.0% - 25.0%

 25.1% - 50.0%

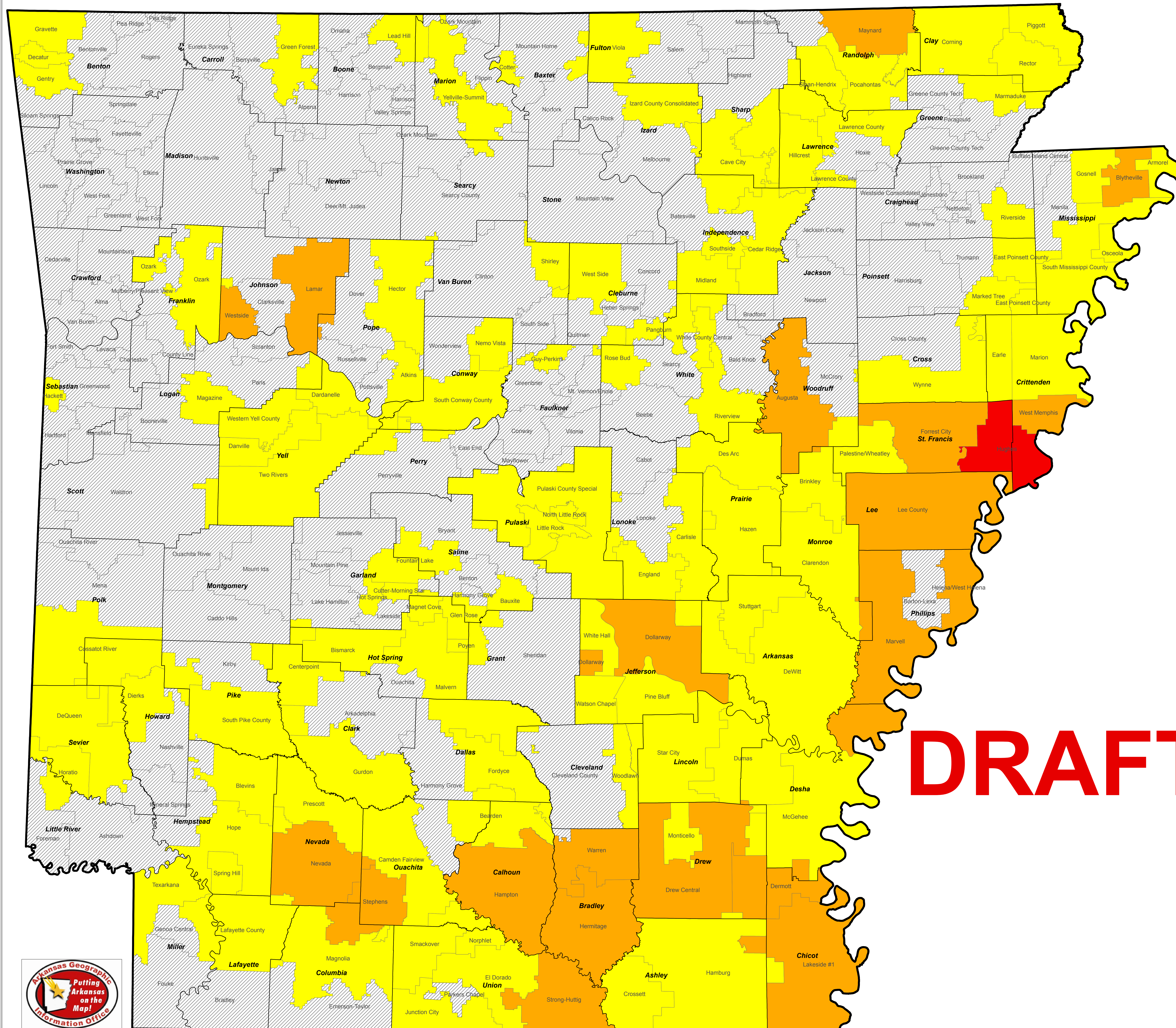

 50.1% - 75.0%

 75.1% - 100.0%


DRAFT

The Arkansas Department of Education (ADE) utilizes data from all ACT participants in the publication of its school performance reports while the Arkansas Department of Higher Education (ADHE) only utilizes ACT information for those individuals who attend college in-state in compiling its remediation reports.

Date: 1/3/2012
Prepared by: Tony Davis, AGIO
Prepared for: AR Bureau of Legislative Research
Project: ..\Projects\AD11008\Postsecondary Remediation Rate-Esire



Postsecondary Math Remediation Rate Public School Districts 2011 Fall Term





Source
Arkansas Department of Education
Arkansas Department of Higher Education


Legend


 County Boundary

Percent Remediation Rate MATH

 0.0% - 25.0%

 25.1% - 50.0%

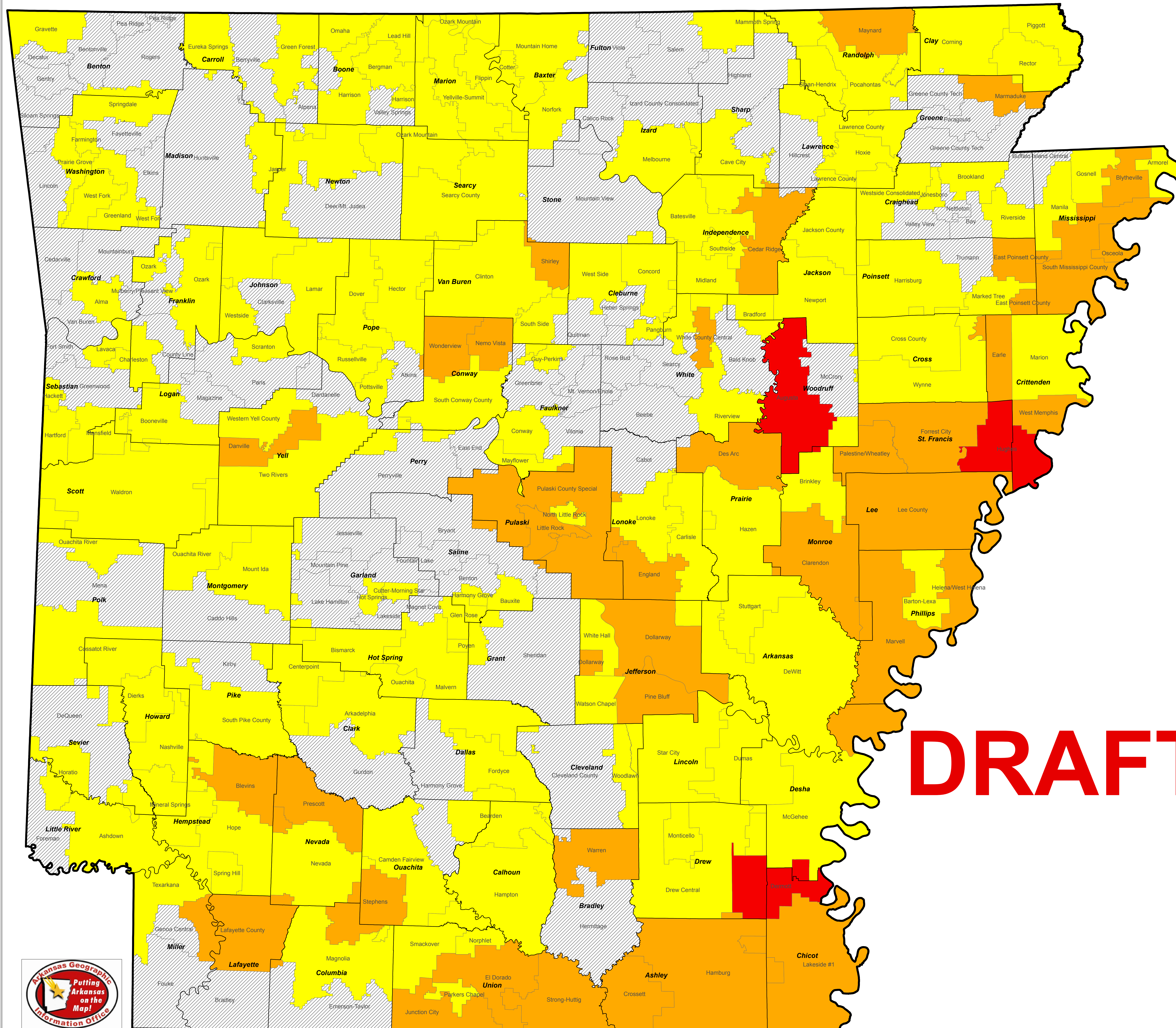
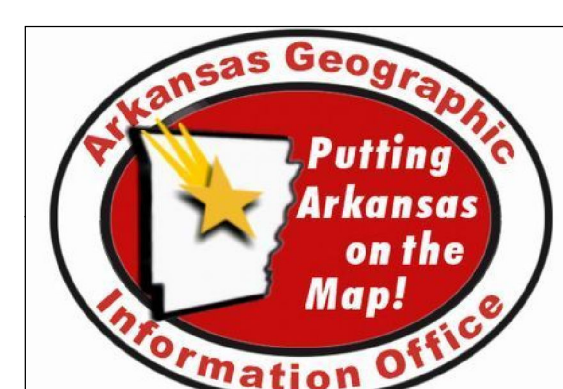
 50.1% - 75.0%

 75.1% - 100.0%


DRAFT

The Arkansas Department of Education (ADE) utilizes data from all ACT participants in the publication of its school performance reports while the Arkansas Department of Higher Education (ADHE) only utilizes ACT information for those individuals who attend college in-state in compiling its remediation reports.

Date: 1/3/2012
Prepared by: Tony Davis, AGIO
Prepared for: AR Bureau of Legislative Research
Project: ..\Projects\AD11008\Postsecondary Remediation Rate-Esire








Postsecondary Reading Remediation Rate Public School Districts 2011 Fall Term



Source
Arkansas Department of Education
Arkansas Department of Higher Education

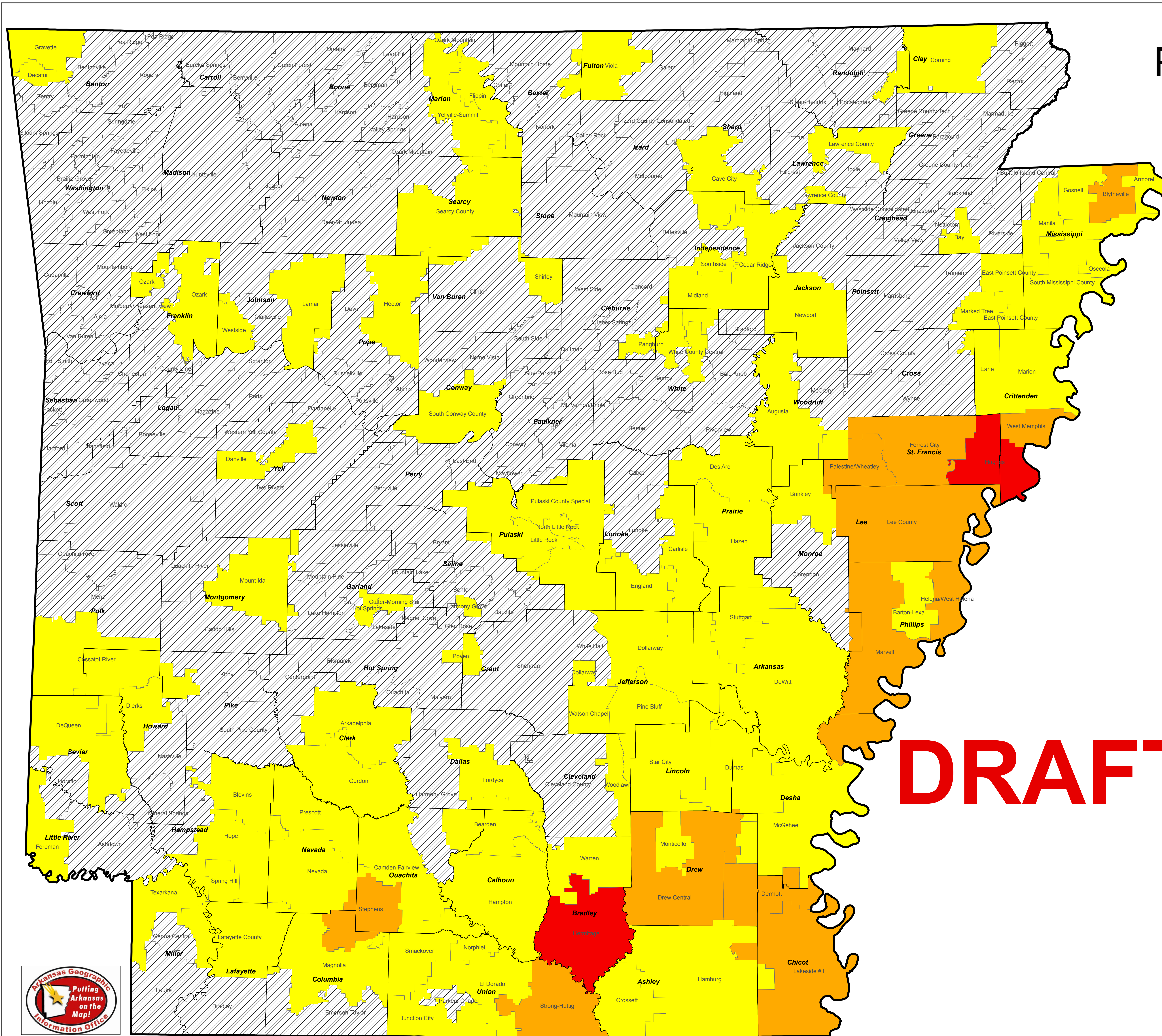
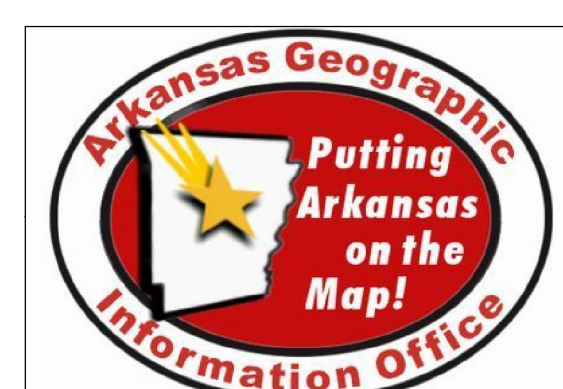
Legend

-  County Boundary
- Percent Remediation Rate PERCENT**
-  0.0% - 25.0%
-  25.1% - 50.0%
-  50.1% - 75.0%
-  75.0% - 100.0%


DRAFT

The Arkansas Department of Education (ADE) utilizes data from all ACT participants in the publication of its school performance reports while the Arkansas Department of Higher Education (ADHE) only utilizes ACT information for those individuals who attend college in-state in compiling its remediation reports.

Date: 1/3/2012
Prepared by: Tony Davis, AGIO
Prepared for: AR Bureau of Legislative Research
Project: ..\Projects\AD11008\Postsecondary Remediation Rate-Esire



Postsecondary Total Remediation Rate Public School Districts 2011 Fall Term





Source
Arkansas Department of Education
Arkansas Department of Higher Education


Legend


 County Boundary

Percent Remediation Rate TOTAL

 0.0% - 25.0%

 25.1% - 50.0%

 50.1% - 75.0%

 75.1% - 100.0%

DRAFT

The Arkansas Department of Education (ADE) utilizes data from all ACT participants in the publication of its school performance reports while the Arkansas Department of Higher Education (ADHE) only utilizes ACT information for those individuals who attend college in-state in compiling its remediation reports.

Date: 1/3/2012
Prepared by: Tony Davis, AGIO
Prepared for: AR Bureau of Legislative Research
Project: ..\Projects\AD11008\Postsecondary Remediation Rate-Esire

