



**2018**

# Economic Security Report

## Arkansas Education to Employment Outcomes for Graduates from State-Supported Institutions of Higher Education



(inside front cover, page intentionally left blank)

## Table of Contents

|   |    |
|---|----|
| Higher Education Pays .....                               | 1  |
| Area of Study.....  | 3  |
| First Year Arkansas Employment Rates .....                | 7  |
| Where to Study .....                                      | 8  |
| Summary .....   | 9  |
| Education and Employment Information by Institution ..... | 9  |
| Arkansas Northeastern College .....                       | 10 |
| Arkansas State University Beebe .....                     | 12 |
| Arkansas State University Jonesboro.....                  | 15 |
| Arkansas State University Mid-South .....                 | 22 |
| Arkansas State University Mountain Home.....              | 23 |
| Arkansas State University Newport .....                   | 25 |
| Arkansas Tech University .....                            | 27 |
| Black River Technical College .....                       | 34 |
| College of the Ouachitas .....                            | 36 |
| Cossatot Community College of the U A.....                | 38 |
| East Arkansas Community College.....                      | 40 |
| Henderson State University .....                          | 41 |
| National Park College.....                                | 44 |
| North Arkansas College.....                               | 46 |
| Northwest Arkansas Community College .....                | 48 |
| Ozarka College .....                                      | 51 |
| Phillips Community College of the U A .....               | 53 |
| South Arkansas Community College .....                    | 55 |
| Southeast Arkansas College .....                          | 57 |
| Southern Arkansas University - Magnolia.....              | 59 |
| Southern Arkansas University - Tech .....                 | 62 |
| U A Community College at Batesville.....                  | 64 |
| U A Community College at Hope .....                       | 66 |
| U A Community College at Morrilton .....                  | 68 |
| University of Arkansas Fayetteville.....                  | 70 |
| University of Arkansas - Fort Smith .....                 | 78 |
| University of Arkansas - Pulaski Technical College .....  | 82 |

|   |     |
|---|-----|
| University of Arkansas - Rich Mountain.....       | 86  |
| University of Arkansas at Little Rock.....        | 87  |
| University of Arkansas at Monticello.....         | 94  |
| University of Arkansas at Pine Bluff.....         | 98  |
| University of Arkansas for Medical Sciences ..... | 101 |
| University of Central Arkansas.....               | 104 |

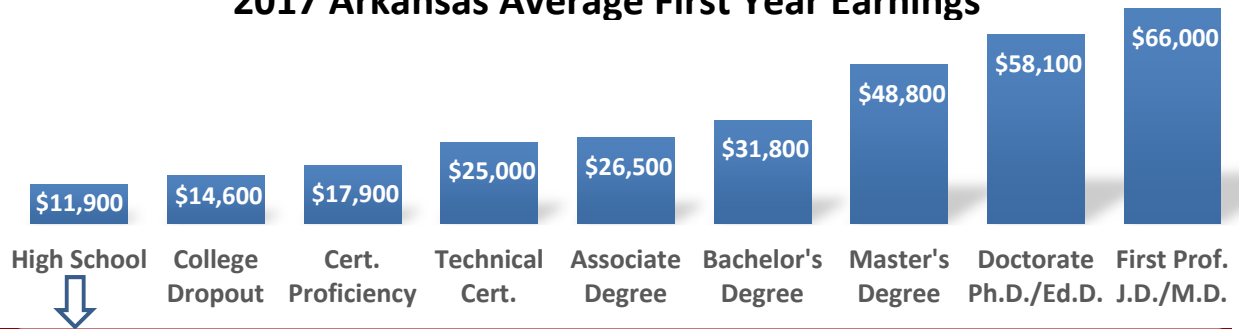
# 2018 Economic Security Report of Employment and Earnings Outcomes of Arkansas's Graduates from State-Supported Institutions of Higher Education

This report provides students, parents, and others with employment, earnings, and other outcome information on graduates of Arkansas's state-supported (public) institutions of higher education. This report is intended to help readers make informed decisions about education and career choices.

## Higher Education Pays

Each level of educational achievement provides a boost in earnings power. The various certificate and degree levels are shown below for 2016 Arkansas college graduates, in addition to 2016 high school graduates who did not attend and students who attended college in 2016 for one year or less and dropped out without graduating. 2017 calendar year Arkansas earnings are averaged for the chart.

### 2017 Arkansas Average First Year Earnings



**\$11,900 earned in a year might sound like a lot of money... BUT RESEARCH SHOWS ...**

A single adult in Arkansas needs to make **\$21,600** each year just to cover all their expenses.

## How Long Does College Take To Complete?

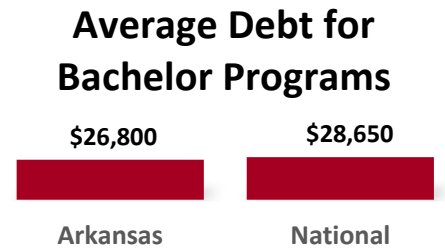
- Certificates of Proficiency: six months to one year
- Technical Certificates: one to two years
- Associate Degrees: two to three years
- Bachelor's Degrees: four to six years
- Master's Degrees: five to eight years
- Research and Education Doctors: eight to ten years
- Lawyers and Medical Doctors: seven to fourteen years



| Arkansas Cost of Living | Single<br>one worker | Family<br>two workers |
|-------------------------|----------------------|-----------------------|
| <b>Per Hour</b>         | \$10.40              | \$11.75               |
| <b>Per Year</b>         | <b>\$21,600</b>      | <b>\$48,800</b>       |
| House                   | \$6,200              | \$8,500               |
| Car                     | \$4,300              | \$9,400               |
| Food                    | \$3,000              | \$6,800               |
| Medical                 | \$2,300              | \$6,800               |
| Childcare               | \$0                  | \$5,000               |
| Other                   | \$2,700              | \$4,800               |
| Taxes                   | \$3,100              | \$7,500               |


## Consider the Costs

The U.S. Department of Education, National Center for Education Statistics, Integrated Postsecondary Education Data System (IPEDS) reports the average debt for bachelor's programs for all 50 states. The graphic compares the debt for Arkansas bachelor's program graduates to the national average.



Attending an institution of higher education requires paying for tuition and fees, in addition to standard costs associated with living expenses, such as room and board.

## Estimated Cost (Tuition and Fees) After High School

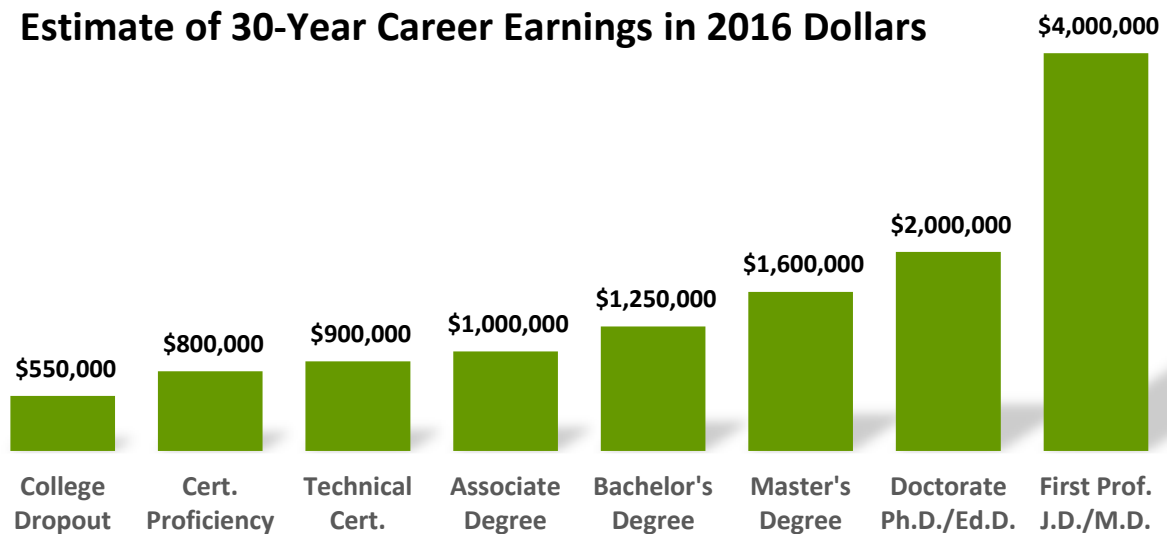


A number of grants, scholarships, and loan programs are available for students to utilize. It is important to understand the costs and compare to the expected earnings for the career that follows graduation.

## Recognize the Rewards

A **conservative estimate** for differences in career earnings can be calculated by multiplying the average earnings in the fifth year after graduation by 30 years of wages. **Compare to the cost of college above.**

## Estimate of 30-Year Career Earnings in 2016 Dollars

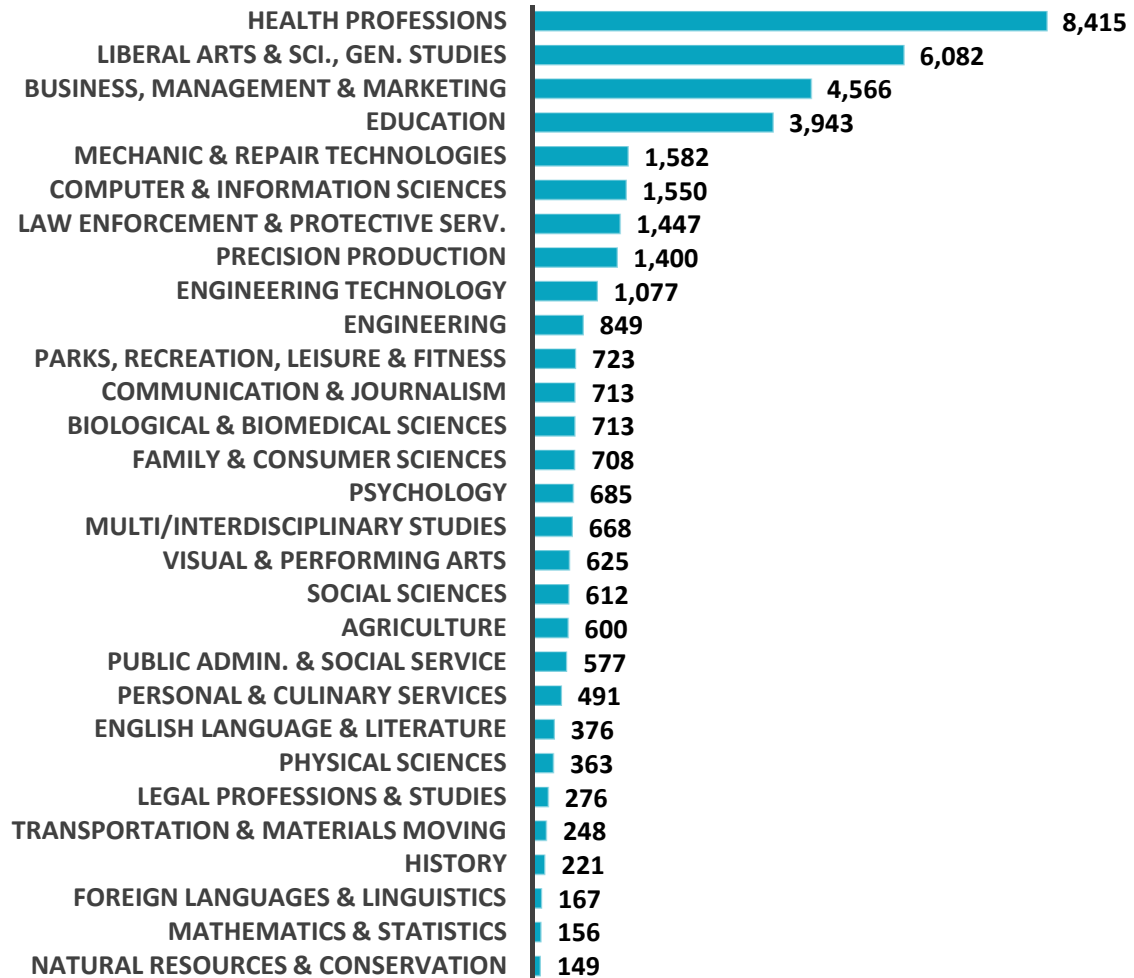


These career earnings estimates are averages for all subject areas. There can be a wide variation in the expected earnings for different programs within the same degree. **Area of study is an important factor.**

## Area of Study

In most cases, what you study matters more than where you study. While choice of college and major should be driven by personal interest and other factors, understanding the program choices and earnings of recent graduates can help students select a program that best meets their career goals.

### 2017 Arkansas Graduates (all levels of higher education)



Studies of **Health Professions** are the most popular over all degree areas as well as being the most popular choice for **Certificates of Proficiency, Technical Certificates, and First Professional degrees**.

The category **Liberal Arts & Sciences, General Studies** reflects the most common choice for the **Associate (two-year) degrees**, allowing students to pursue their Bachelor's (four-year) degree in the specialized area of study (major subject) of their choice.

The most common **Bachelor's degree** programs are in **Business, Management, and Marketing**.

**Education** is the most common choice for **Master's Degrees, Specialists, and Doctoral programs** (not including First Professional degrees of health and legal).

The most popular choice does not always have the highest average earnings. The next section of the report combines the area of study with the education level to evaluate the first-year earnings details.

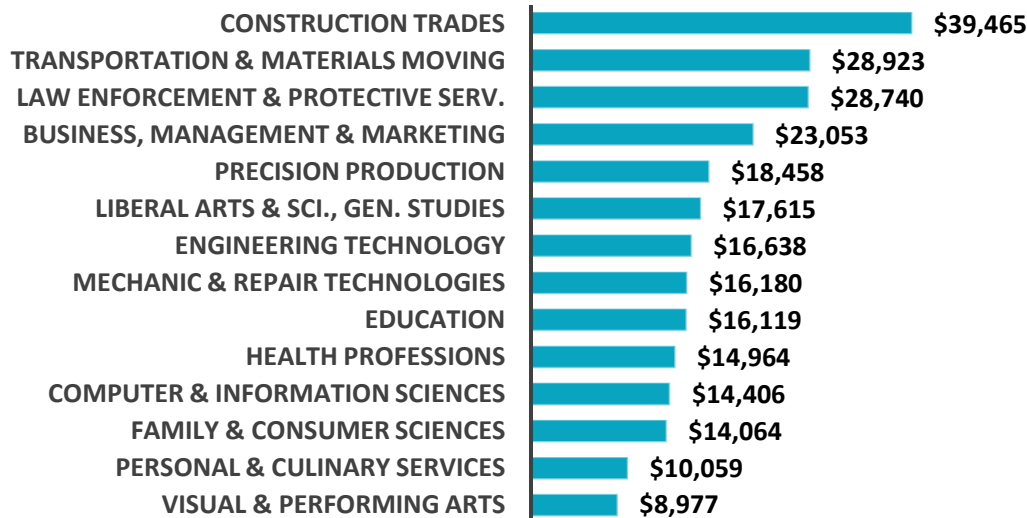
## Combining Wages, Education Level, and Area of Study

Understanding that each level of educational achievement provides a boost in earnings power and that the area of study is an important factor for earnings outcomes, the first-year earnings for each combination of degree program and area of study are detailed in this report.

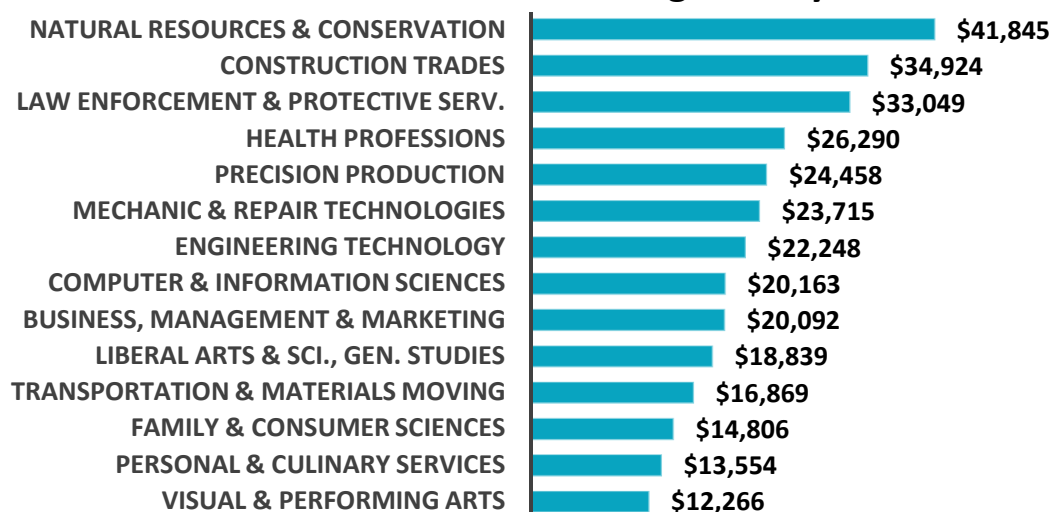
The two academic years of higher education graduates in 2015 and 2016 were compiled and the associated first-year earnings for calendar years 2016 and 2017 were averaged for this 2018 report. All 2015 and 2016 graduates were included in these calculations. When students received multiple degrees, only the highest degree was included in the wage calculations.

Note that some graduates remain enrolled after graduation to reach their additional educational goals. Some first-year earnings after graduation may be from a part-time job and not from the beginning of a professional career. Graduates still enrolled to earn a Master's or Doctorate degree may not earn much money in the year following their Bachelor's degree graduation while they continue their education.

### Arkansas Certificate of Proficiency Programs by First-Year Earnings

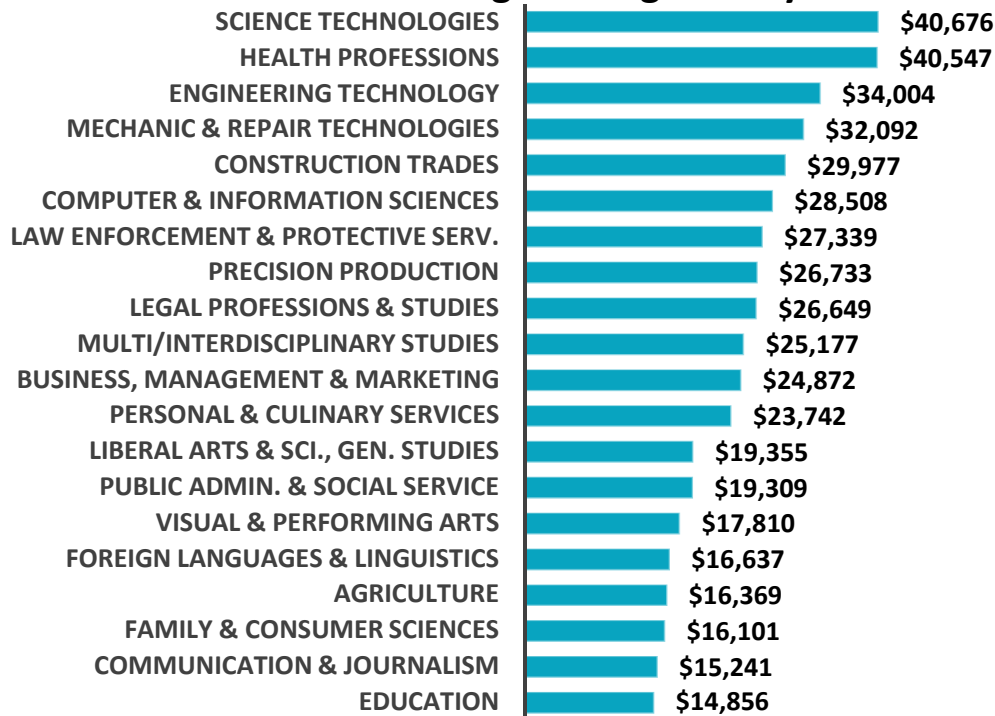


### Arkansas Technical Certificate Programs by First-Year Earnings

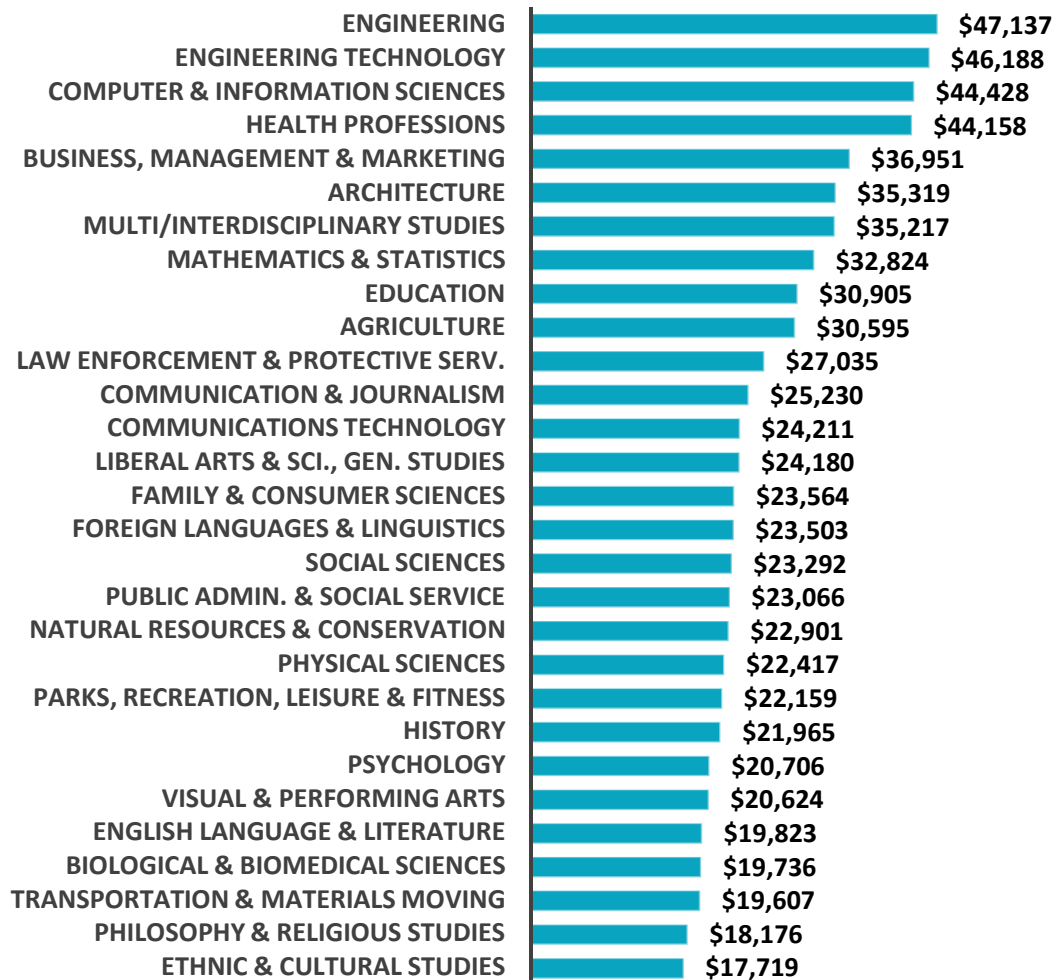




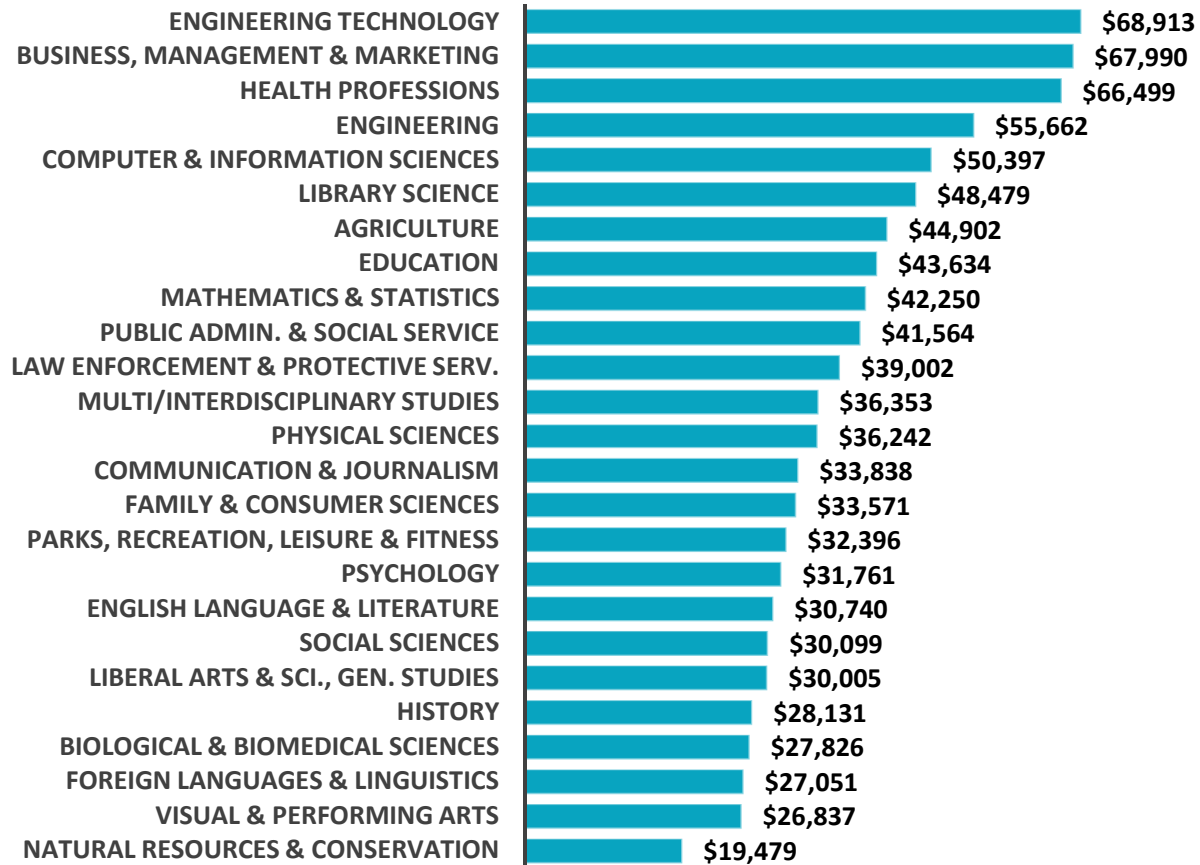
## Arkansas Associate Degree Programs by First-Year Earnings



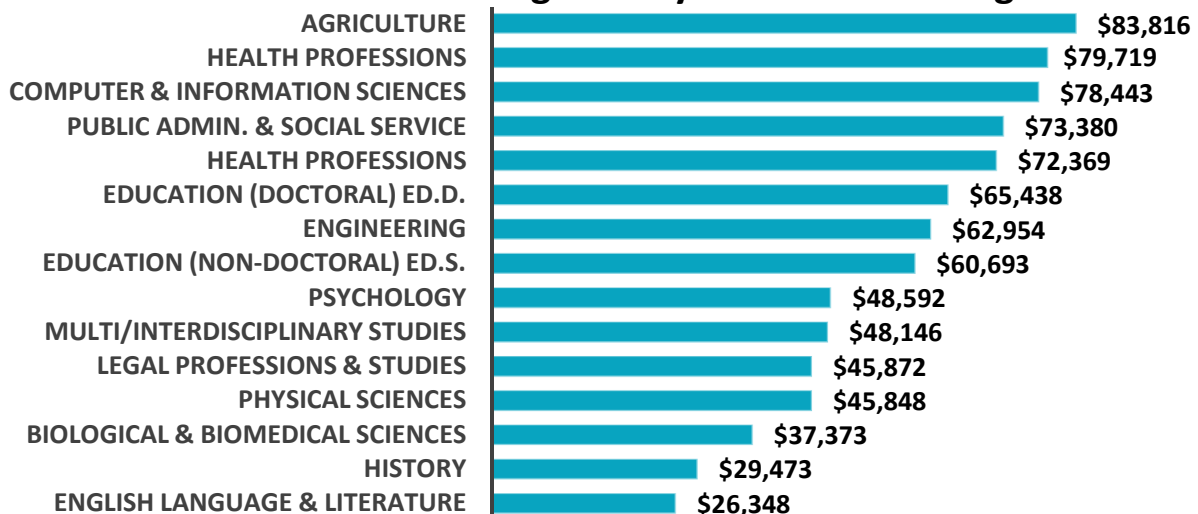
## Arkansas Bachelor's Degree Programs by First-Year Earnings



## Arkansas Master's Degree Programs by First-Year Earnings



## Arkansas Doctoral Programs by First-Year Earnings

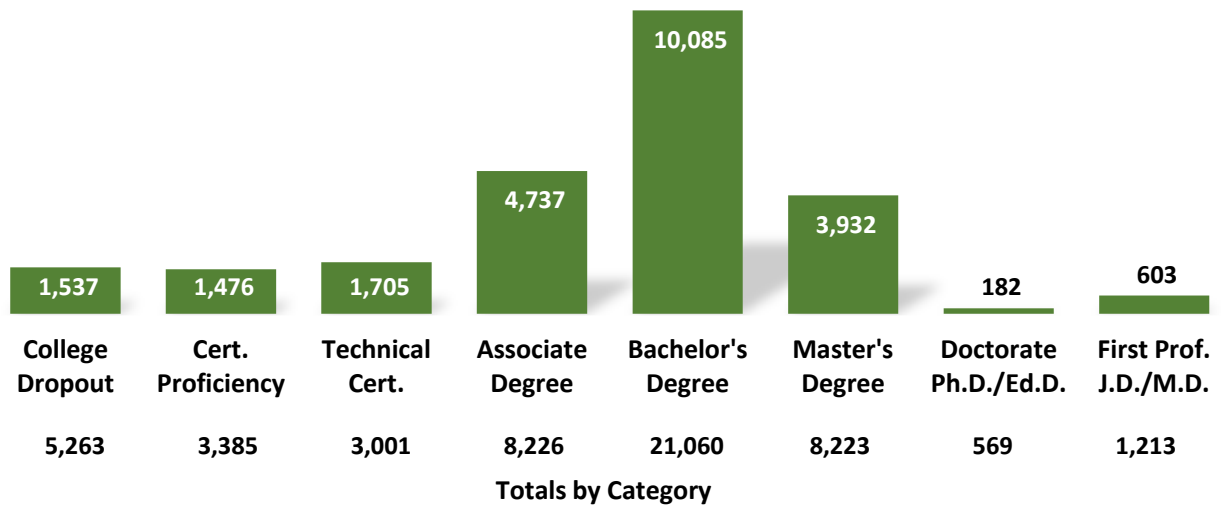


The Education Specialist degree, Ed.S., is included, though it is less than Education doctorate, Ed.D. Medical doctors who have residency requirements upon graduation may earn significantly less in their first-year after graduation than they will earn by the fifth or tenth year of their professional careers.

## First Year Arkansas Employment Rates

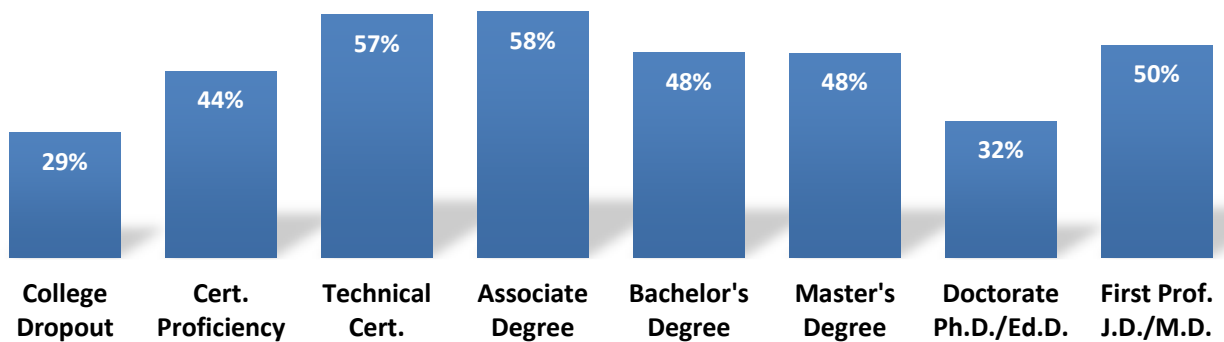
Earnings reported to the Arkansas Department of Workforce Services are quarterly totals, which do not include the hourly wage or the part-time/full-time status. Graduates still enrolled as students were also excluded. To estimate the number (#) and percentage (%) of full-time workers in the first year following graduation, a minimum 2017 total of \$13,260 with wages reported in all four quarters was required. \$13,260 represents full-time employment of at least 30 hours per week for 52 weeks at \$8.50 per hour.

### 2017 First Year Full-Time Employment # Reported in Arkansas



Additional employed graduates who do not report to the Arkansas Department of Workforce Services include federal employees, military, many self-employed, and anyone employed outside of Arkansas. Because of these other employment potential situations, these percentages should not be used to calculate unemployment rates.

### 2017 First Year Full-Time Employment % Reported in Arkansas

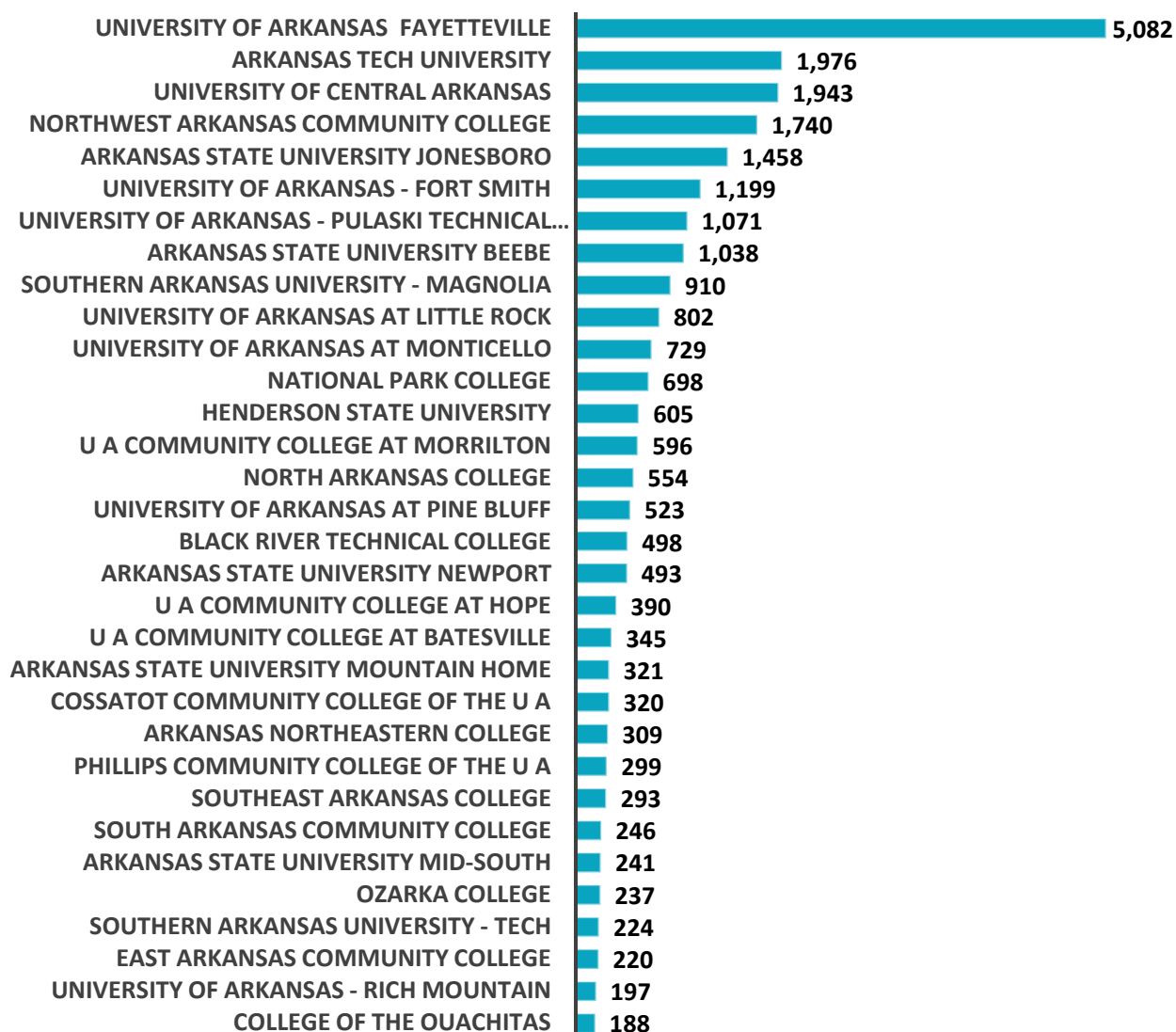


The employment rates are also impacted by the diversity of students in higher education. Besides Arkansas residents, many college students are from other states and from other countries. Upon completing their degrees, they may return to their communities outside of Arkansas to work.

## Where to Study

The choice of college or university is dependent upon many factors, such as cost, location, financial aid, community, activities, friends, and family advice. In some cases, only one institution in the state may offer the program that you wish to study, especially if you choose to continue into graduate school. Below are the counts for 2017 First Time In College designations by the institutions of higher education.

### 2017 First Time In College Counts



## **Summary**

The cost to obtain any of the certificates or degrees highlighted in this report at an Arkansas public postsecondary institution is significantly lower than the hundreds of thousands or millions of dollars in additional average career earnings.

Although each graduate's success will reflect a variety of factors such as the local job market, where they choose to live, what area they choose to study, and other factors, this report provides valuable information as students and parents consider education and career choices.

## **Education and Employment Information by Institution**

As specified in Arkansas Act 852 of 2015, information detailing the areas of study for each certificate and degree at each state-supported institution in Arkansas is also included in this 2018 report. Students who were still enrolled in higher education during 2017 after their graduation were excluded from the full-time employment calculations.

The Arkansas wages data used for this report do not include employment outside of Arkansas, federal or military jobs, or any employed Arkansans who are not reported to Arkansas unemployment insurance.

Included for each institution is the data for economic outcomes at the degree level for all programs. The detailed program reports by area of study correspond to the Classification of Instruction Programs (CIP) codes.

A minimum of eleven graduates from 2015 and 2016 degree programs and a minimum of three full-time employed in Arkansas in 2016 and 2017 were required to present the data in this report. This report has been prepared in accordance with specifications of Arkansas Act 852 of 2015. The electronic version of this report will be revised continually as data is available.

For the latest edition: [www.dws.arkansas.gov/news-info/dws-pub/](http://www.dws.arkansas.gov/news-info/dws-pub/)

As a reminder, earnings reported to the Arkansas Department of Workforce Services are quarterly totals, which do not include the hourly wage or the part-time/full-time status. To estimate the number, percentage, and average wages of full-time workers in the first year following graduation, a minimum annual wage of \$13,260 and a requirement of wages reported in all four quarters of a calendar year were used. Graduates who remained enrolled in 2017 were excluded from full-time employment.

In order to satisfy the Act 852 requirement for the top twenty-five percent of certificates and degrees and the bottom ten percent of certificates and degrees by state-supported institution of higher education, all of the certificates and degrees have been supplied in this report.

**The institutions are listed in alphabetical order on the pages which follow, and the Table of Contents at the beginning of the report includes a list of the institutions with the beginning page number.**

# Arkansas Northeastern College - 2018 Economic Security Report

| Certificates of Proficiency  | 2015 and 2016 |            | 2016 and 2017 First Year Employment Reported in Arkansas |             |                |  |
|--|---------------|------------|--|-------------|----------------|--|
|  | Graduates     | % Employed | Average  | % Full-Time | Full-Time Avg. |  |
| ALL AREAS OF STUDY   | 313           | 79%        | \$23,707   | 43%         | \$40,133       |  |
| <b>CONSTRUCTION TRADES</b>   |               |            |  |             |                |  |
| CONSTRUCTION TRADES (46.0000)  | 50            | 80%        | \$43,445   | 54%         | \$57,836       |  |
| <b>HEALTH PROFESSIONS</b>  |               |            |  |             |                |  |
| Emergency Medical Technology/Technician (EMT Paramedic)<br>(51.0904) | 28            | 86%        | \$35,065   | 58%         | \$56,643       |  |
| Nursing Assistant/Aide and Patient Care Assistant/Aide (51.3902)     | 142           | 84%        | \$12,599   | 36%         | \$20,114       |  |
| Phlebotomy Technician/Phlebotomist (51.1009)                         | 50            | 64%        | \$13,205   | 29%         | \$21,866       |  |
| <b>PRECISION PRODUCTION</b>  |               |            |  |             |                |  |
| Welding Technology/Welder (48.0508)                                  | 18            | 89%        | \$42,627   | 64%         | \$47,992       |  |

| Technical Certificates  | 2015 and 2016 |            | 2016 and 2017 First Year Employment Reported in Arkansas |             |                |  |
|---|---------------|------------|--|-------------|----------------|--|
|   | Graduates     | % Employed | Average  | % Full-Time | Full-Time Avg. |  |
| ALL AREAS OF STUDY  | 117           | 81%        | \$29,949   | 57%         | \$35,907       |  |
| <b>HEALTH PROFESSIONS</b>   |               |            |  |             |                |  |
| Dental Assisting/Assistant (51.0601)  | 20            | 90%        | \$21,761   | 71%         | \$25,784       |  |
| Emergency Medical Technology/Technician (EMT Paramedic)<br>(51.0904)                                    | 16            | 81%        | \$44,991   | 43%         | \$57,001       |  |
| Licensed Practical/Vocational Nurse Training (51.3901)  | 48            | 85%        | \$28,089   | 67%         | \$30,810       |  |
| <b>MECHANIC &amp; REPAIR TECHNOLOGIES</b>   |               |            |  |             |                |  |
| Heating, Air Conditioning, Ventilation and Refrigeration<br>Maintenance Technology/Technician (47.0201) | 17            | 82%        | \$35,090   | 53%         | \$50,190       |  |

# Arkansas Northeastern College - 2018 Economic Security Report

| Associate Degrees                                | 2015 and 2016 |            | 2016 and 2017 First Year Employment Reported in Arkansas |             |                |  |
|--|---------------|------------|--|-------------|----------------|--|
|  | Graduates     | % Employed | Average  | % Full-Time | Full-Time Avg. |  |
| ALL AREAS OF STUDY                               | 219           | 82%        | \$37,267   | 65%         | \$51,624       |  |
| <b>BUSINESS, MANAGEMENT &amp; MARKETING</b>      |               |            |  |             |                |  |
| Business/Commerce, General (52.0101)             | 16            | 100%       | \$20,801   | 60%         | \$26,545       |  |
| <b>EDUCATION</b>                                 |               |            |  |             |                |  |
| Early Childhood Education and Teaching (13.1210) | 14            | 93%        | \$13,428   | 60%         | \$17,179       |  |
| <b>ENGINEERING TECHNOLOGY</b>                    |               |            |  |             |                |  |
| Metallurgical Technology/Technician (15.0611)    | 25            | 92%        | \$80,868   | 86%         | \$93,218       |  |
| <b>HEALTH PROFESSIONS</b>                        |               |            |  |             |                |  |
| Registered Nursing/Registered Nurse (51.3801)    | 51            | 84%        | \$51,251   | 81%         | \$53,137       |  |
| <b>LAW ENFORCEMENT &amp; PROTECTIVE SERV.</b>    |               |            |  |             |                |  |
| Criminal Justice/Police Science (43.0107)        | 11            | 64%        | \$18,765   | 43%         | \$19,613       |  |
| <b>LIBERAL ARTS &amp; SCI., GEN. STUDIES</b>     |               |            |  |             |                |  |
| General Studies (24.0102)                        | 68            | 76%        | \$19,951   | 49%         | \$30,134       |  |

# Arkansas State University Beebe - 2018 Economic Security Report

| Certificates of Proficiency  | 2015 and 2016 |            | 2016 and 2017 First Year Employment Reported in Arkansas |             |                |  |
|--|---------------|------------|--|-------------|----------------|--|
|  | Graduates     | % Employed | Average  | % Full-Time | Full-Time Avg. |  |
| ALL AREAS OF STUDY   | 304           | 80%        | \$16,482   | 48%         | \$27,350       |  |
| <b>ENGINEERING TECHNOLOGY</b>  |               |            |  |             |                |  |
| Computer Technology/Computer Systems Technology (15.1202)                      | 22            | 82%        | \$21,811   | 50%         | \$34,316       |  |
| <b>FAMILY &amp; CONSUMER SCIENCES</b>  |               |            |  |             |                |  |
| Child Care Provider/Assistant (19.0709)  | 11            | 100%       | \$15,156   | 78%         | \$18,329       |  |
| <b>HEALTH PROFESSIONS</b>  |               |            |  |             |                |  |
| Emergency Medical Technology/Technician (EMT Paramedic)<br>(51.0904)           | 27            | 96%        | \$23,798   | 73%         | \$29,852       |  |
| Nursing Assistant/Aide and Patient Care Assistant/Aide (51.3902)               | 12            | 92%        | \$11,764   | 27%         | \$23,120       |  |
| <b>MECHANIC &amp; REPAIR TECHNOLOGIES</b>                                      |               |            |  |             |                |  |
| Autobody/Collision and Repair Technology/Technician (47.0603)                  | 13            | 62%        | \$31,566   | 67%         | \$31,566       |  |
| Automobile/Automotive Mechanics Technology/Technician<br>(47.0604)             | 13            | 92%        | \$15,128   | 50%         | \$21,608       |  |
| Electrical/Electronics Equipment Installation and Repair, General<br>(47.0101) | 30            | 90%        | \$12,815   | 46%         | \$19,663       |  |
| <b>PRECISION PRODUCTION</b>  |               |            |  |             |                |  |
| Welding Technology/Welder (48.0508)  | 136           | 74%        | \$13,206   | 40%         | \$27,721       |  |



# Arkansas State University Beebe - 2018 Economic Security Report

| Technical Certificates  | 2015 and 2016 |            | 2016 and 2017 First Year Employment Reported in Arkansas |             |                |  |
|---|---------------|------------|--|-------------|----------------|--|
|   | Graduates     | % Employed | Average  | % Full-Time | Full-Time Avg. |  |
| ALL AREAS OF STUDY  | 350           | 83%        | \$21,981   | 59%         | \$30,148       |  |
| <b>HEALTH PROFESSIONS</b>   |               |            |  |             |                |  |
| Health Information/Medical Records Technology/Technician<br>(51.0707) | 24            | 67%        | \$21,416   | 52%         | \$25,177       |  |
| Health/Medical Preparatory Programs, Other (51.1199)                  | 36            | 89%        | \$14,119   | 25%         | \$20,593       |  |
| Licensed Practical/Vocational Nurse Training (51.3901)                | 35            | 97%        | \$33,649   | 88%         | \$33,166       |  |
| <b>LIBERAL ARTS &amp; SCI., GEN. STUDIES</b>                          |               |            |  |             |                |  |
| Liberal Arts and Sciences/Liberal Studies (24.0101)                   | 101           | 75%        | \$17,091   | 51%         | \$25,924       |  |
| <b>MECHANIC &amp; REPAIR TECHNOLOGIES</b>                             |               |            |  |             |                |  |
| Automobile/Automotive Mechanics Technology/Technician<br>(47.0604)    | 17            | 76%        | \$24,029   | 64%         | \$30,331       |  |
| Diesel Mechanics Technology/Technician (47.0605)                      | 28            | 100%       | \$25,801   | 70%         | \$32,289       |  |
| <b>PRECISION PRODUCTION</b>   |               |            |  |             |                |  |
| Welding Technology/Welder (48.0508)                                   | 48            | 81%        | \$22,666   | 54%         | \$27,028       |  |

# Arkansas State University Beebe - 2018 Economic Security Report

| Associate Degrees   | 2015 and 2016 |            | 2016 and 2017 First Year Employment Reported in Arkansas |             |                |  |
|---|---------------|------------|--|-------------|----------------|--|
|   | Graduates     | % Employed | Average  | % Full-Time | Full-Time Avg. |  |
| ALL AREAS OF STUDY  | 1,002         | 76%        | \$20,061   | 54%         | \$31,371       |  |
| <b>BUSINESS, MANAGEMENT &amp; MARKETING</b>                                       |               |            |  |             |                |  |
| Business/Commerce, General (52.0101)  | 114           | 78%        | \$22,796   | 64%         | \$26,545       |  |
| <b>EDUCATION</b>  |               |            |  |             |                |  |
| Junior High/Intermediate/Middle School Education and Teaching (13.1203)           | 28            | 82%        | \$11,965   | 43%         | \$25,522       |  |
| <b>ENGINEERING TECHNOLOGY</b>   |               |            |  |             |                |  |
| Computer Technology/Computer Systems Technology (15.1202)                         | 32            | 78%        | \$28,867   | 65%         | \$37,950       |  |
| Drafting and Design Technology/Technician, General (15.1301)                      | 25            | 80%        | \$28,732   | 67%         | \$35,667       |  |
| <b>HEALTH PROFESSIONS</b>   |               |            |  |             |                |  |
| Health/Medical Preparatory Programs, Other (51.1199)                              | 110           | 63%        | \$13,924   | 31%         | \$27,571       |  |
| Veterinary/Animal Health Technology/Technician and Veterinary Assistant (51.0808) | 21            | 100%       | \$23,160   | 75%         | \$25,340       |  |
| <b>LAW ENFORCEMENT &amp; PROTECTIVE SERV.</b>                                     |               |            |  |             |                |  |
| Criminal Justice/Safety Studies (43.0104)   | 40            | 80%        | \$20,060   | 56%         | \$34,324       |  |
| <b>LIBERAL ARTS &amp; SCI., GEN. STUDIES</b>                                      |               |            |  |             |                |  |
| General Studies (24.0102)   | 208           | 76%        | \$15,933   | 44%         | \$29,549       |  |
| Liberal Arts and Sciences/Liberal Studies (24.0101)                               | 194           | 75%        | \$13,792   | 46%         | \$23,304       |  |
| <b>MECHANIC &amp; REPAIR TECHNOLOGIES</b>   |               |            |  |             |                |  |
| Heavy/Industrial Equipment Maintenance Technologies, Other (47.0399)              | 66            | 94%        | \$31,627   | 76%         | \$35,684       |  |
| Vehicle Maintenance and Repair Technologies, Other (47.0699)                      | 51            | 65%        | \$36,829   | 59%         | \$39,921       |  |
| <b>PRECISION PRODUCTION</b>   |               |            |  |             |                |  |
| Welding Technology/Welder (48.0508)   | 17            | 88%        | \$25,904   | 63%         | \$34,076       |  |

# Arkansas State University Jonesboro - 2018 Economic Security Report

| Associate Degrees                                   | 2015 and 2016 |            | 2016 and 2017 First Year Employment Reported in Arkansas |             |                |  |
|---|---------------|------------|--|-------------|----------------|--|
|   | Graduates     | % Employed | Average  | % Full-Time | Full-Time Avg. |  |
| ALL AREAS OF STUDY                                  | 495           | 76%        | \$28,336   | 63%         | \$43,878       |  |
| <b>HEALTH PROFESSIONS</b>                           |               |            |  |             |                |  |
| Physical Therapy Technician/Assistant (51.0806)     | 48            | 92%        | \$40,053   | 75%         | \$43,607       |  |
| Registered Nursing/Registered Nurse (51.3801)       | 135           | 73%        | \$47,047   | 64%         | \$53,127       |  |
| <b>LIBERAL ARTS &amp; SCI., GEN. STUDIES</b>        |               |            |  |             |                |  |
| General Studies (24.0102)                           | 46            | 80%        | \$26,216   | 70%         | \$31,748       |  |
| Liberal Arts and Sciences/Liberal Studies (24.0101) | 243           | 74%        | \$14,790   | 43%         | \$29,415       |  |

# Arkansas State University Jonesboro - 2018 Economic Security Report

| Baccalaureate Degrees                       | 2015 and 2016   |           | 2016 and 2017 First Year Employment Reported in Arkansas |          |             |                |
|---|---|-----------|--|----------|-------------|----------------|
|   |   | Graduates | % Employed   | Average  | % Full-Time | Full-Time Avg. |
|   | ALL AREAS OF STUDY  | 3,263     | 71%  | \$29,899 | 53%         | \$37,693       |
| <b>AGRICULTURE</b>                          |   |           |  |          |             |                |
|   | Agribusiness/Agricultural Business Operations (01.0102)                   | 114       | 71%  | \$36,330 | 53%         | \$42,790       |
|   | Animal Sciences, General (01.0901)  | 32        | 72%  | \$19,862 | 36%         | \$32,857       |
|   | Plant Sciences, General (01.1101)   | 33        | 67%  | \$31,054 | 59%         | \$34,193       |
| <b>BIOLOGICAL &amp; BIOMEDICAL SCIENCES</b> |   |           |  |          |             |                |
|   | Biology/Biological Sciences, General (26.0101)                            | 101       | 55%  | \$31,579 | 27%         | \$66,105       |
| <b>BUSINESS, MANAGEMENT &amp; MARKETING</b> |   |           |  |          |             |                |
|   | Accounting (52.0301)  | 115       | 73%  | \$32,893 | 60%         | \$35,712       |
|   | Business Administration and Management, General (52.0201)                 | 189       | 67%  | \$31,869 | 51%         | \$37,989       |
|   | Finance, General (52.0801)  | 92        | 50%  | \$26,912 | 33%         | \$36,328       |
|   | International Business/Trade/Commerce (52.1101)                           | 33        | 12%  | \$20,523 | 9%          | \$25,867       |
|   | Marketing/Marketing Management, General (52.1401)                         | 59        | 49%  | \$31,323 | 37%         | \$34,401       |
| <b>COMMUNICATION &amp; JOURNALISM</b>       |   |           |  |          |             |                |
|   | Communication and Media Studies (09.0100)                                 | 47        | 60%  | \$21,298 | 36%         | \$30,129       |
|   | Journalism (09.0401)  | 50        | 64%  | \$24,791 | 49%         | \$30,443       |
|   | Public Relations, Advertising, and Applied Communication, Other (09.0999) | 12        | 50%  | \$19,905 | 36%         | \$26,677       |
|   | Radio and Television (09.0701)  | 29        | 62%  | \$23,078 | 46%         | \$28,438       |
|   | Radio, Television, and Digital Communication, Other (09.0799)             | 15        | 73%  | \$16,546 | 46%         | \$23,947       |
| <b>COMPUTER &amp; INFORMATION SCIENCES</b>  |   |           |  |          |             |                |
|   | Computer and Information Sciences, General (11.0101)                      | 37        | 62%  | \$39,161 | 56%         | \$43,790       |
|   | Data Processing and Data Processing Technology/Technician (11.0301)       | 33        | 64%  | \$35,084 | 59%         | \$37,339       |
| <b>EDUCATION</b>                            |   |           |  |          |             |                |
|   | Early Childhood Education and Teaching (13.1210)                          | 237       | 91%  | \$31,617 | 82%         | \$33,583       |
|   | English/Language Arts Teacher Education (13.1305)                         | 29        | 93%  | \$27,225 | 60%         | \$34,443       |

# Arkansas State University Jonesboro - 2018 Economic Security Report

| Baccalaureate Degrees   | 2015 and 2016 | 2016 and 2017 First Year Employment Reported in Arkansas |          |             |                |
|---|---------------|--|----------|-------------|----------------|
|   | Graduates     | % Employed   | Average  | % Full-Time | Full-Time Avg. |
| Junior High/Intermediate/Middle School Education and Teaching (13.1203)   | 119           | 95%  | \$30,830 | 82%         | \$32,546       |
| Mathematics Teacher Education (13.1311)                                   | 12            | 83%  | \$30,457 | 70%         | \$32,097       |
| Music Teacher Education (13.1312)   | 37            | 76%  | \$31,834 | 64%         | \$36,355       |
| Physical Education Teaching and Coaching (13.1314)                        | 47            | 83%  | \$32,406 | 67%         | \$36,384       |
| Social Science Teacher Education (13.1317)                                | 23            | 83%  | \$34,479 | 63%         | \$40,996       |
| <b>ENGINEERING</b>  |               |  |          |             |                |
| Civil Engineering, General (14.0801)                                      | 25            | 68%  | \$48,204 | 67%         | \$50,839       |
| Electrical and Electronics Engineering (14.1001)                          | 15            | 33%  | \$41,026 | 27%         | \$49,407       |
| Mechanical Engineering (14.1901)  | 37            | 68%  | \$50,064 | 51%         | \$58,726       |
| <b>ENGINEERING TECHNOLOGY</b>   |               |  |          |             |                |
| Engineering Technologies and Engineering-Related Fields, Other (15.9999)  | 27            | 78%  | \$44,626 | 63%         | \$49,113       |
| <b>ENGLISH LANGUAGE &amp; LITERATURE</b>                                  |               |  |          |             |                |
| English Language and Literature, General (23.0101)                        | 39            | 74%  | \$16,885 | 39%         | \$25,222       |
| <b>FOREIGN LANGUAGES &amp; LINGUISTICS</b>                                |               |  |          |             |                |
| Foreign Languages and Literatures, General (16.0101)                      | 11            | 73%  | \$17,088 | 30%         | \$28,238       |
| <b>HEALTH PROFESSIONS</b>   |               |  |          |             |                |
| Audiology/Audiologist and Speech-Language Pathology/Pathologist (51.0204) | 48            | 71%  | \$17,551 | 57%         | \$32,825       |
| Clinical Laboratory Science/Medical Technology/Technologist (51.1005)     | 28            | 71%  | \$37,004 | 58%         | \$41,137       |
| Dietetics/Dietitian (51.3101)   | 13            | 69%  | \$30,087 | 30%         | \$41,921       |
| Medical Radiologic Technology/Science - Radiation Therapist (51.0907)     | 105           | 66%  | \$37,520 | 57%         | \$42,432       |
| Registered Nursing/Registered Nurse (51.3801)                             | 261           | 79%  | \$51,714 | 71%         | \$56,290       |
| <b>HISTORY</b>  |               |  |          |             |                |
| History, General (54.0101)  | 23            | 74%  | \$14,619 | 35%         | \$29,339       |

# Arkansas State University Jonesboro - 2018 Economic Security Report

| Baccalaureate Degrees   | 2015 and 2016 |            | 2016 and 2017 First Year Employment Reported in Arkansas |             |                |  |
|---|---------------|------------|--|-------------|----------------|--|
|   | Graduates     | % Employed | Average  | % Full-Time | Full-Time Avg. |  |
| <b>LIBERAL ARTS &amp; SCI., GEN. STUDIES</b>                  |               |            |  |             |                |  |
| General Studies (24.0102)                                     | 379           | 72%        | \$24,238   | 50%         | \$32,392       |  |
| <b>MATHEMATICS &amp; STATISTICS</b>                           |               |            |  |             |                |  |
| Mathematics, General (27.0101)                                | 23            | 61%        | \$27,605   | 38%         | \$30,143       |  |
| <b>NATURAL RESOURCES &amp; CONSERVATION</b>                   |               |            |  |             |                |  |
| Wildlife, Fish and Wildlands Science and Management (03.0601) | 17            | 88%        | \$16,515   | 44%         | \$25,194       |  |
| <b>PARKS, RECREATION, LEISURE &amp; FITNESS</b>               |               |            |  |             |                |  |
| Health and Physical Education/Fitness, General (31.0501)      | 24            | 63%        | \$18,299   | 29%         | \$31,237       |  |
| Kinesiology and Exercise Science (31.0505)                    | 90            | 62%        | \$20,186   | 37%         | \$33,036       |  |
| Sport and Fitness Administration/Management (31.0504)         | 36            | 67%        | \$23,864   | 33%         | \$33,440       |  |
| <b>PHYSICAL SCIENCES</b>                                      |               |            |  |             |                |  |
| Chemistry, General (40.0501)                                  | 42            | 52%        | \$13,160   | 17%         | \$25,891       |  |
| <b>PSYCHOLOGY</b>   |               |            |  |             |                |  |
| Psychology, General (42.0101)                                 | 135           | 79%        | \$17,148   | 51%         | \$25,395       |  |
| <b>PUBLIC ADMIN. &amp; SOCIAL SERVICE</b>                     |               |            |  |             |                |  |
| Social Work (44.0701)   | 42            | 83%        | \$21,391   | 67%         | \$28,128       |  |
| <b>SOCIAL SCIENCES</b>  |               |            |  |             |                |  |
| Criminology (45.0401)   | 114           | 80%        | \$24,113   | 61%         | \$31,687       |  |
| Economics, General (45.0601)                                  | 16            | 44%        | \$20,817   | 23%         | \$35,094       |  |
| Political Science and Government, General (45.1001)           | 16            | 75%        | \$14,238   | 36%         | \$25,064       |  |
| Sociology (45.1101)   | 38            | 74%        | \$24,820   | 55%         | \$29,413       |  |
| <b>VISUAL &amp; PERFORMING ARTS</b>                           |               |            |  |             |                |  |
| Art/Art Studies, General (50.0701)                            | 26            | 69%        | \$22,516   | 52%         | \$27,530       |  |
| Commercial and Advertising Art (50.0402)                      | 28            | 46%        | \$21,763   | 29%         | \$28,223       |  |

# Arkansas State University Jonesboro - 2018 Economic Security Report

| Master's Degrees                            | 2015 and 2016  |           | 2016 and 2017 First Year Employment Reported in Arkansas |          |             |                |
|---|--|-----------|--|----------|-------------|----------------|
|   |  | Graduates | % Employed   | Average  | % Full-Time | Full-Time Avg. |
|   | ALL AREAS OF STUDY   | 2,561     | 47%  | \$48,863 | 39%         | \$53,406       |
| <b>AGRICULTURE</b>                          |  |           |  |          |             |                |
|   | Agribusiness/Agricultural Business Operations (01.0102)                                      | 32        | 81%  | \$43,775 | 66%         | \$53,161       |
| <b>BIOLOGICAL &amp; BIOMEDICAL SCIENCES</b> |  |           |  |          |             |                |
|   | Biology/Biological Sciences, General (26.0101)   | 11        | 45%  | \$29,284 | 40%         | \$35,955       |
| <b>BUSINESS, MANAGEMENT &amp; MARKETING</b> |  |           |  |          |             |                |
|   | Accounting (52.0301)   | 19        | 37%  | \$34,200 | 28%         | \$42,705       |
|   | Business Administration and Management, General (52.0201)                                    | 123       | 33%  | \$57,031 | 26%         | \$61,782       |
| <b>COMMUNICATION &amp; JOURNALISM</b>       |  |           |  |          |             |                |
|   | Communication and Media Studies, Other (09.0199)   | 15        | 53%  | \$19,563 | 29%         | \$32,449       |
|   | Radio and Television (09.0701)   | 15        | 27%  | \$23,848 | 20%         | \$29,788       |
| <b>COMPUTER &amp; INFORMATION SCIENCES</b>  |  |           |  |          |             |                |
|   | Computer and Information Sciences, General (11.0101)   | 35        | 20%  | \$44,332 | 15%         | \$57,479       |
| <b>EDUCATION</b>                            |  |           |  |          |             |                |
|   | College Student Counseling and Personnel Services (13.1102)                                  | 20        | 60%  | \$35,006 | 47%         | \$39,445       |
|   | Counselor Education/School Counseling and Guidance Services (13.1101)                        | 13        | 100%   | \$43,696 | 100%        | \$43,696       |
|   | Curriculum and Instruction (13.0301)   | 568       | 42%  | \$46,308 | 36%         | \$47,107       |
|   | Education/Teaching of the Gifted and Talented (13.1004)                                      | 138       | 52%  | \$46,423 | 44%         | \$48,027       |
|   | Elementary and Middle School Administration/Principalship (13.0408)                          | 609       | 39%  | \$53,780 | 34%         | \$55,553       |
|   | Special Education and Teaching, General (13.1001)  | 264       | 52%  | \$44,583 | 46%         | \$45,104       |
|   | Teacher Education and Professional Development, Specific Levels and Methods, Other (13.1299) | 13        | 100%   | \$35,926 | 78%         | \$39,535       |
| <b>ENGINEERING TECHNOLOGY</b>               |  |           |  |          |             |                |
|   | Engineering/Industrial Management (15.1501)  | 24        | 25%  | \$26,792 | 13%         | \$45,346       |
| <b>ENGLISH LANGUAGE &amp; LITERATURE</b>    |  |           |  |          |             |                |
|   | English Language and Literature, General (23.0101)   | 15        | 47%  | \$19,132 | 33%         | \$25,425       |

# Arkansas State University Jonesboro - 2018 Economic Security Report

| Master's Degrees                                      | 2015 and 2016 | 2016 and 2017 First Year Employment Reported in Arkansas |           |             |                |
|---|---------------|--|-----------|-------------|----------------|
|   | Graduates     | % Employed   | Average   | % Full-Time | Full-Time Avg. |
| <b>FAMILY &amp; CONSUMER SCIENCES</b>                 |               |  |           |             |                |
| Child Care and Support Services Management (19.0708)  | 23            | 65%  | \$34,394  | 61%         | \$36,136       |
| <b>HEALTH PROFESSIONS</b>                             |               |  |           |             |                |
| Nurse Anesthetist (51.3804)                           | 86            | 33%  | \$133,017 | 28%         | \$146,299      |
| Registered Nursing/Registered Nurse (51.3801)         | 59            | 71%  | \$89,616  | 66%         | \$96,305       |
| Speech-Language Pathology/Pathologist (51.0203)       | 52            | 75%  | \$46,670  | 62%         | \$54,365       |
| <b>HISTORY</b>  |               |  |           |             |                |
| History, General (54.0101)                            | 13            | 77%  | \$21,916  | 50%         | \$29,301       |
| <b>LAW ENFORCEMENT &amp; PROTECTIVE SERV.</b>         |               |  |           |             |                |
| Crisis/Emergency/Disaster Management (43.0302)        | 23            | 61%  | \$48,088  | 48%         | \$59,206       |
| <b>MATHEMATICS &amp; STATISTICS</b>                   |               |  |           |             |                |
| Mathematics, General (27.0101)                        | 11            | 64%  | \$39,054  | 64%         | \$39,054       |
| <b>PARKS, RECREATION, LEISURE &amp; FITNESS</b>       |               |  |           |             |                |
| Kinesiology and Exercise Science (31.0505)            | 26            | 50%  | \$29,731  | 32%         | \$39,087       |
| Sport and Fitness Administration/Management (31.0504) | 33            | 45%  | \$25,395  | 28%         | \$31,457       |
| <b>PUBLIC ADMIN. &amp; SOCIAL SERVICE</b>             |               |  |           |             |                |
| Public Administration (44.0401)                       | 145           | 36%  | \$41,267  | 27%         | \$51,608       |
| Social Work (44.0701)                                 | 70            | 87%  | \$45,341  | 77%         | \$48,558       |

| Post-Master's Degree Certificates                                     | 2015 and 2016 | 2016 and 2017 First Year Employment Reported in Arkansas |          |             |                |
|---|---------------|--|----------|-------------|----------------|
|   | Graduates     | % Employed   | Average  | % Full-Time | Full-Time Avg. |
| ALL AREAS OF STUDY  | 648           | 39%  | \$58,442 | 31%         | \$62,138       |
| <b>EDUCATION</b>  |               |  |          |             |                |
| Counselor Education/School Counseling and Guidance Services (13.1101) | 28            | 89%  | \$44,281 | 77%         | \$46,471       |
| Elementary and Middle School Administration/Principalship (13.0408)   | 608           | 36%  | \$60,964 | 29%         | \$64,451       |



# Arkansas State University Jonesboro - 2018 Economic Security Report

| Doctor's Degrees - Research/Scholarship                      | 2015 and 2016 | 2016 and 2017 First Year Employment Reported in Arkansas |          |             |                |
|--|---------------|--|----------|-------------|----------------|
|  | Graduates     | % Employed   | Average  | % Full-Time | Full-Time Avg. |
| ALL AREAS OF STUDY   | 28            | 54%  | \$44,276 | 36%         | \$57,118       |
| <b>EDUCATION</b>   |               |  |          |             |                |
| Educational Leadership and Administration, General (13.0401) | 14            | 64%  | \$52,819 | 54%         | \$61,501       |

| Doctor's Degrees - Professional Practice | 2015 and 2016 | 2016 and 2017 First Year Employment Reported in Arkansas |          |             |                |
|--|---------------|--|----------|-------------|----------------|
|  | Graduates     | % Employed   | Average  | % Full-Time | Full-Time Avg. |
| ALL AREAS OF STUDY                       | 66            | 64%  | \$61,523 | 52%         | \$64,741       |
| <b>HEALTH PROFESSIONS</b>                |               |  |          |             |                |
| Physical Therapy/Therapist (51.2308)     | 62            | 63%  | \$59,983 | 52%         | \$66,139       |

# Arkansas State University Mid-South - 2018 Economic Security Report

| Certificates of Proficiency  | 2015 and 2016 |            | 2016 and 2017 First Year Employment Reported in Arkansas |             |                |  |
|--|---------------|------------|--|-------------|----------------|--|
|  | Graduates     | % Employed | Average  | % Full-Time | Full-Time Avg. |  |
| ALL AREAS OF STUDY   | 293           | 63%        | \$10,669   | 14%         | \$25,486       |  |
| <b>HEALTH PROFESSIONS</b>  |               |            |  |             |                |  |
| Emergency Medical Technology/Technician (EMT Paramedic)<br>(51.0904) | 20            | 80%        | \$15,053   | 40%         | \$26,676       |  |
| <b>PRECISION PRODUCTION</b>  |               |            |  |             |                |  |
| Welding Technology/Welder (48.0508)                                  | 37            | 62%        | \$12,823   | 21%         | \$28,054       |  |

| Associate Degrees  | 2015 and 2016 |            | 2016 and 2017 First Year Employment Reported in Arkansas |             |                |  |
|--|---------------|------------|--|-------------|----------------|--|
|  | Graduates     | % Employed | Average  | % Full-Time | Full-Time Avg. |  |
| ALL AREAS OF STUDY   | 249           | 57%        | \$17,852   | 31%         | \$29,451       |  |
| <b>BUSINESS, MANAGEMENT &amp; MARKETING</b>                  |               |            |  |             |                |  |
| Management Information Systems and Services, Other (52.1299) | 19            | 68%        | \$26,900   | 50%         | \$31,192       |  |
| <b>HEALTH PROFESSIONS</b>                                    |               |            |  |             |                |  |
| Medical/Clinical Assistant (51.0801)                         | 26            | 73%        | \$15,386   | 42%         | \$23,187       |  |
| Respiratory Care Therapy/Therapist (51.0908)                 | 25            | 72%        | \$20,963   | 42%         | \$30,377       |  |
| <b>LIBERAL ARTS &amp; SCI., GEN. STUDIES</b>                 |               |            |  |             |                |  |
| Liberal Arts and Sciences/Liberal Studies (24.0101)          | 119           | 57%        | \$13,795   | 25%         | \$24,632       |  |
| <b>MULTI/INTERDISCIPLINARY STUDIES</b>                       |               |            |  |             |                |  |
| Multi-/Interdisciplinary Studies, Other (30.9999)            | 16            | 63%        | \$31,494   | 36%         | \$54,620       |  |

# Arkansas State University Mountain Home - 2018 Economic Security Report

| Certificates of Proficiency  | 2015 and 2016 |            | 2016 and 2017 First Year Employment Reported in Arkansas |             |                |  |
|--|---------------|------------|--|-------------|----------------|--|
|  | Graduates     | % Employed | Average  | % Full-Time | Full-Time Avg. |  |
| ALL AREAS OF STUDY   | 224           | 81%        | \$16,324   | 48%         | \$22,602       |  |
| <b>HEALTH PROFESSIONS</b>  |               |            |  |             |                |  |
| Emergency Medical Technology/Technician (EMT Paramedic)<br>(51.0904) | 21            | 90%        | \$16,469   | 50%         | \$20,666       |  |
| Medical Insurance Coding Specialist/Coder (51.0713)                  | 14            | 79%        | \$30,520   | 75%         | \$32,948       |  |
| Nursing Assistant/Aide and Patient Care Assistant/Aide (51.3902)     | 130           | 81%        | \$14,648   | 49%         | \$20,886       |  |
| Phlebotomy Technician/Phlebotomist (51.1009)                         | 20            | 85%        | \$16,056   | 64%         | \$19,461       |  |

| Technical Certificates                                 | 2015 and 2016 |            | 2016 and 2017 First Year Employment Reported in Arkansas |             |                |  |
|--|---------------|------------|--|-------------|----------------|--|
|  | Graduates     | % Employed | Average  | % Full-Time | Full-Time Avg. |  |
| ALL AREAS OF STUDY                                     | 70            | 80%        | \$22,762   | 57%         | \$29,403       |  |
| <b>HEALTH PROFESSIONS</b>                              |               |            |  |             |                |  |
| HEALTH PROFESSIONS AND RELATED PROGRAMS (51.0000)      | 26            | 81%        | \$15,412   | 55%         | \$24,481       |  |
| Licensed Practical/Vocational Nurse Training (51.3901) | 32            | 91%        | \$26,496   | 67%         | \$32,030       |  |

# Arkansas State University Mountain Home - 2018 Economic Security Report

| Associate Degrees   | 2015 and 2016 |            | 2016 and 2017 First Year Employment Reported in Arkansas |             |                |  |
|---|---------------|------------|--|-------------|----------------|--|
|   | Graduates     | % Employed | Average  | % Full-Time | Full-Time Avg. |  |
| ALL AREAS OF STUDY  | 386           | 73%        | \$22,184   | 49%         | \$32,345       |  |
| <b>BUSINESS, MANAGEMENT &amp; MARKETING</b>                         |               |            |  |             |                |  |
| Administrative Assistant and Secretarial Science, General (52.0401) | 21            | 76%        | \$22,103   | 43%         | \$31,955       |  |
| Business/Commerce, General (52.0101)                                | 37            | 81%        | \$22,323   | 52%         | \$33,806       |  |
| <b>COMPUTER &amp; INFORMATION SCIENCES</b>                          |               |            |  |             |                |  |
| Information Science/Studies (11.0401)                               | 23            | 74%        | \$19,714   | 36%         | \$30,202       |  |
| <b>HEALTH PROFESSIONS</b>   |               |            |  |             |                |  |
| Registered Nursing/Registered Nurse (51.3801)                       | 30            | 93%        | \$43,652   | 85%         | \$43,387       |  |
| <b>LIBERAL ARTS &amp; SCI., GEN. STUDIES</b>                        |               |            |  |             |                |  |
| General Studies (24.0102)   | 39            | 77%        | \$26,996   | 62%         | \$32,938       |  |
| Liberal Arts and Sciences/Liberal Studies (24.0101)                 | 138           | 72%        | \$15,135   | 47%         | \$25,106       |  |
| <b>PERSONAL &amp; CULINARY SERVICES</b>                             |               |            |  |             |                |  |
| Funeral Service and Mortuary Science, General (12.0301)             | 37            | 57%        | \$27,333   | 40%         | \$34,086       |  |

# Arkansas State University Newport - 2018 Economic Security Report

| Certificates of Proficiency  | 2015 and 2016 |            | 2016 and 2017 First Year Employment Reported in Arkansas |             |                |  |
|--|---------------|------------|--|-------------|----------------|--|
|  | Graduates     | % Employed | Average  | % Full-Time | Full-Time Avg. |  |
| ALL AREAS OF STUDY   | 348           | 64%        | \$26,616   | 41%         | \$35,964       |  |
| <b>HEALTH PROFESSIONS</b>  |               |            |  |             |                |  |
| Emergency Medical Technology/Technician (EMT Paramedic)<br>(51.0904)         | 22            | 95%        | \$27,952   | 82%         | \$31,563       |  |
| Nursing Assistant/Aide and Patient Care Assistant/Aide (51.3902)             | 16            | 88%        | \$12,810   | 30%         | \$26,162       |  |
| Phlebotomy Technician/Phlebotomist (51.1009)                                 | 50            | 84%        | \$15,678   | 59%         | \$20,599       |  |
| <b>TRANSPORTATION &amp; MATERIALS MOVING</b>                                 |               |            |  |             |                |  |
| Truck and Bus Driver/Commercial Vehicle Operator and Instructor<br>(49.0205) | 255           | 55%        | \$30,881   | 35%         | \$40,886       |  |

| Technical Certificates                                 | 2015 and 2016 |            | 2016 and 2017 First Year Employment Reported in Arkansas |             |                |  |
|--|---------------|------------|--|-------------|----------------|--|
|  | Graduates     | % Employed | Average  | % Full-Time | Full-Time Avg. |  |
| ALL AREAS OF STUDY                                     | 317           | 87%        | \$27,551   | 62%         | \$34,283       |  |
| <b>CONSTRUCTION TRADES</b>                             |               |            |  |             |                |  |
| Lineworker (46.0303)                                   | 80            | 84%        | \$37,728   | 70%         | \$43,018       |  |
| <b>HEALTH PROFESSIONS</b>                              |               |            |  |             |                |  |
| Licensed Practical/Vocational Nurse Training (51.3901) | 93            | 95%        | \$28,041   | 72%         | \$30,835       |  |
| Surgical Technology/Technologist (51.0909)             | 59            | 90%        | \$25,141   | 65%         | \$31,356       |  |
| <b>PERSONAL &amp; CULINARY SERVICES</b>                |               |            |  |             |                |  |
| Cosmetology/Cosmetologist, General (12.0401)           | 21            | 62%        | \$14,593   | 33%         | \$19,269       |  |

# Arkansas State University Newport - 2018 Economic Security Report

| Associate Degrees   | 2015 and 2016 |            | 2016 and 2017 First Year Employment Reported in Arkansas |             |                |  |
|---|---------------|------------|--|-------------|----------------|--|
|   | Graduates     | % Employed | Average  | % Full-Time | Full-Time Avg. |  |
| ALL AREAS OF STUDY  | 385           | 82%        | \$25,788   | 70%         | \$36,153       |  |
| <b>BUSINESS, MANAGEMENT &amp; MARKETING</b>   |               |            |  |             |                |  |
| Business/Commerce, General (52.0101)  | 47            | 77%        | \$23,204   | 58%         | \$27,911       |  |
| <b>ENGINEERING TECHNOLOGY</b>   |               |            |  |             |                |  |
| Computer Technology/Computer Systems Technology (15.1202)   | 32            | 84%        | \$26,206   | 74%         | \$31,950       |  |
| <b>HEALTH PROFESSIONS</b>   |               |            |  |             |                |  |
| Registered Nursing/Registered Nurse (51.3801)   | 54            | 94%        | \$51,725   | 91%         | \$51,167       |  |
| <b>LAW ENFORCEMENT &amp; PROTECTIVE SERV.</b>   |               |            |  |             |                |  |
| Criminal Justice/Law Enforcement Administration (43.0103)   | 19            | 95%        | \$26,151   | 55%         | \$35,921       |  |
| <b>LIBERAL ARTS &amp; SCI., GEN. STUDIES</b>  |               |            |  |             |                |  |
| Liberal Arts and Sciences/Liberal Studies (24.0101)   | 163           | 79%        | \$15,909   | 63%         | \$24,052       |  |
| <b>MECHANIC &amp; REPAIR TECHNOLOGIES</b>   |               |            |  |             |                |  |
| Heating, Air Conditioning, Ventilation and Refrigeration<br>Maintenance Technology/Technician (47.0201) | 14            | 79%        | \$25,874   | 64%         | \$30,294       |  |
| <b>MULTI/INTERDISCIPLINARY STUDIES</b>  |               |            |  |             |                |  |
| Multi-/Interdisciplinary Studies, Other (30.9999)   | 40            | 83%        | \$29,498   | 61%         | \$42,298       |  |

# Arkansas Tech University - 2018 Economic Security Report

| Certificates of Proficiency   | 2015 and 2016 |            | 2016 and 2017 First Year Employment Reported in Arkansas |             |                |  |
|---|---------------|------------|--|-------------|----------------|--|
|   | Graduates     | % Employed | Average  | % Full-Time | Full-Time Avg. |  |
| ALL AREAS OF STUDY  | 427           | 78%        | \$14,161   | 39%         | \$23,952       |  |
| <b>BUSINESS, MANAGEMENT &amp; MARKETING</b>   |               |            |  |             |                |  |
| Management Information Systems, General (52.1201)   | 32            | 53%        | \$15,247   | 28%         | \$24,230       |  |
| <b>ENGINEERING TECHNOLOGY</b>   |               |            |  |             |                |  |
| Electrical and Electronic Engineering Technologies/Technicians,<br>Other (15.0399)                      | 15            | 87%        | \$19,090   | 56%         | \$25,139       |  |
| <b>HEALTH PROFESSIONS</b>   |               |            |  |             |                |  |
| Emergency Medical Technology/Technician (EMT Paramedic)<br>(51.0904)                                    | 16            | 88%        | \$25,533   | 75%         | \$29,719       |  |
| Medical Administrative/Executive Assistant and Medical Secretary<br>(51.0716)                           | 66            | 79%        | \$12,933   | 37%         | \$24,847       |  |
| Nursing Assistant/Aide and Patient Care Assistant/Aide (51.3902)  | 165           | 78%        | \$10,494   | 35%         | \$19,530       |  |
| <b>MECHANIC &amp; REPAIR TECHNOLOGIES</b>   |               |            |  |             |                |  |
| Automobile/Automotive Mechanics Technology/Technician<br>(47.0604)                                      | 44            | 80%        | \$18,783   | 43%         | \$28,209       |  |
| Heating, Air Conditioning, Ventilation and Refrigeration<br>Maintenance Technology/Technician (47.0201) | 19            | 89%        | \$16,949   | 46%         | \$23,988       |  |
| <b>PRECISION PRODUCTION</b>   |               |            |  |             |                |  |
| Welding Technology/Welder (48.0508)   | 29            | 93%        | \$21,416   | 62%         | \$24,783       |  |

# Arkansas Tech University - 2018 Economic Security Report

| Technical Certificates   | 2015 and 2016 |            | 2016 and 2017 First Year Employment Reported in Arkansas |             |                |  |
|--|---------------|------------|--|-------------|----------------|--|
|  | Graduates     | % Employed | Average  | % Full-Time | Full-Time Avg. |  |
| ALL AREAS OF STUDY   | 97            | 75%        | \$24,475   | 49%         | \$34,356       |  |
| <b>HEALTH PROFESSIONS</b>  |               |            |  |             |                |  |
| Licensed Practical/Vocational Nurse Training (51.3901)   | 17            | 94%        | \$27,734   | 78%         | \$38,665       |  |
| <b>MECHANIC &amp; REPAIR TECHNOLOGIES</b>  |               |            |  |             |                |  |
| Heating, Air Conditioning, Ventilation and Refrigeration Maintenance Technology/Technician (47.0201) | 15            | 73%        | \$33,454   | 64%         | \$37,199       |  |
| <b>PERSONAL &amp; CULINARY SERVICES</b>  |               |            |  |             |                |  |
| Cosmetology/Cosmetologist, General (12.0401)   | 17            | 65%        | \$11,979   | 27%         | \$21,593       |  |
| <b>PRECISION PRODUCTION</b>  |               |            |  |             |                |  |
| Welding Technology/Welder (48.0508)  | 18            | 50%        | \$23,087   | 38%         | \$31,154       |  |



# Arkansas Tech University - 2018 Economic Security Report

| Associate Degrees  | 2015 and 2016 |            | 2016 and 2017 First Year Employment Reported in Arkansas |             |                |  |
|--|---------------|------------|--|-------------|----------------|--|
|  | Graduates     | % Employed | Average  | % Full-Time | Full-Time Avg. |  |
| ALL AREAS OF STUDY   | 660           | 78%        | \$28,058   | 62%         | \$33,585       |  |
| <b>BUSINESS, MANAGEMENT &amp; MARKETING</b>                                |               |            |  |             |                |  |
| Administrative Assistant and Secretarial Science, General (52.0401)        | 71            | 75%        | \$20,131   | 53%         | \$24,857       |  |
| <b>ENGINEERING TECHNOLOGY</b>  |               |            |  |             |                |  |
| Industrial Technology/Technician (15.0612)                                 | 17            | 71%        | \$33,780   | 60%         | \$44,203       |  |
| <b>FAMILY &amp; CONSUMER SCIENCES</b>                                      |               |            |  |             |                |  |
| Child Development (19.0706)  | 22            | 77%        | \$12,809   | 45%         | \$17,688       |  |
| <b>HEALTH PROFESSIONS</b>  |               |            |  |             |                |  |
| Cardiovascular Technology/Technologist (51.0901)                           | 29            | 76%        | \$38,223   | 65%         | \$42,115       |  |
| Licensed Practical/Vocational Nurse Training (51.3901)                     | 49            | 92%        | \$32,820   | 78%         | \$32,872       |  |
| Medical Administrative/Executive Assistant and Medical Secretary (51.0716) | 79            | 85%        | \$20,167   | 63%         | \$25,049       |  |
| Medical/Clinical Assistant (51.0801)                                       | 15            | 87%        | \$23,540   | 87%         | \$23,540       |  |
| Occupational Therapist Assistant (51.0803)                                 | 36            | 81%        | \$39,383   | 63%         | \$46,053       |  |
| Physical Therapy Technician/Assistant (51.0806)                            | 33            | 88%        | \$39,188   | 77%         | \$42,648       |  |
| Registered Nursing/Registered Nurse (51.3801)                              | 42            | 98%        | \$51,607   | 97%         | \$49,530       |  |
| <b>LIBERAL ARTS &amp; SCI., GEN. STUDIES</b>                               |               |            |  |             |                |  |
| General Studies (24.0102)  | 93            | 65%        | \$23,484   | 42%         | \$28,017       |  |
| <b>MULTI/INTERDISCIPLINARY STUDIES</b>                                     |               |            |  |             |                |  |
| Multi-/Interdisciplinary Studies, Other (30.9999)                          | 108           | 69%        | \$23,004   | 51%         | \$29,975       |  |
| <b>PUBLIC ADMIN. &amp; SOCIAL SERVICE</b>                                  |               |            |  |             |                |  |
| PUBLIC ADMINISTRATION AND SOCIAL SERVICE PROFESSIONS (44.0000)             | 34            | 94%        | \$18,809   | 74%         | \$23,114       |  |

# Arkansas Tech University - 2018 Economic Security Report

| Baccalaureate Degrees                       | 2015 and 2016   |           | 2016 and 2017 First Year Employment Reported in Arkansas |          |             |                |
|---|---|-----------|--|----------|-------------|----------------|
|   |   | Graduates | % Employed   | Average  | % Full-Time | Full-Time Avg. |
|   | ALL AREAS OF STUDY  | 2,649     | 78%  | \$33,865 | 61%         | \$40,880       |
| <b>AGRICULTURE</b>                          |   |           |  |          |             |                |
|   | Agribusiness/Agricultural Business Operations (01.0102)                 | 90        | 78%  | \$30,081 | 54%         | \$37,511       |
| <b>BIOLOGICAL &amp; BIOMEDICAL SCIENCES</b> |   |           |  |          |             |                |
|   | Biology/Biological Sciences, General (26.0101)                          | 63        | 63%  | \$19,552 | 36%         | \$33,874       |
| <b>BUSINESS, MANAGEMENT &amp; MARKETING</b> |   |           |  |          |             |                |
|   | Accounting (52.0301)  | 35        | 86%  | \$41,959 | 77%         | \$47,551       |
|   | Business Administration and Management, General (52.0201)               | 147       | 73%  | \$27,564 | 50%         | \$34,846       |
|   | Business/Managerial Economics (52.0601)                                 | 31        | 48%  | \$38,680 | 39%         | \$42,360       |
|   | Hospitality Administration/Management, General (52.0901)                | 29        | 69%  | \$21,822 | 50%         | \$24,693       |
|   | Management Sciences and Quantitative Methods, Other (52.1399)           | 15        | 73%  | \$54,035 | 71%         | \$54,201       |
| <b>COMMUNICATION &amp; JOURNALISM</b>       |   |           |  |          |             |                |
|   | Journalism (09.0401)  | 55        | 75%  | \$21,954 | 51%         | \$27,704       |
|   | Speech Communication and Rhetoric (09.0101)                             | 41        | 76%  | \$24,272 | 60%         | \$28,626       |
| <b>COMPUTER &amp; INFORMATION SCIENCES</b>  |   |           |  |          |             |                |
|   | Computer and Information Sciences, General (11.0101)                    | 17        | 100%   | \$54,200 | 94%         | \$56,159       |
|   | Computer Systems Analysis/Analyst (11.0501)                             | 16        | 63%  | \$50,666 | 56%         | \$52,921       |
|   | Information Technology (11.0103)  | 32        | 91%  | \$37,347 | 74%         | \$44,231       |
| <b>EDUCATION</b>                            |   |           |  |          |             |                |
|   | Agricultural Teacher Education (13.1301)                                | 11        | 91%  | \$36,036 | 60%         | \$44,263       |
|   | Early Childhood Education and Teaching (13.1210)                        | 169       | 92%  | \$29,549 | 80%         | \$31,359       |
|   | English/Language Arts Teacher Education (13.1305)                       | 12        | 92%  | \$26,415 | 73%         | \$32,831       |
|   | Junior High/Intermediate/Middle School Education and Teaching (13.1203) | 20        | 80%  | \$28,474 | 60%         | \$35,409       |
|   | Music Teacher Education (13.1312)                                       | 39        | 92%  | \$29,651 | 76%         | \$33,316       |
|   | Physical Education Teaching and Coaching (13.1314)                      | 97        | 79%  | \$29,757 | 68%         | \$33,912       |
|   | Social Studies Teacher Education (13.1318)                              | 19        | 79%  | \$30,667 | 73%         | \$34,599       |

Full-Time Employment requires Arkansas wages reported in all four quarters of the first year after graduation and total wages of at least \$13,260.

# Arkansas Tech University - 2018 Economic Security Report

| Baccalaureate Degrees   | 2015 and 2016 | 2016 and 2017 First Year Employment Reported in Arkansas |          |             |                |
|---|---------------|--|----------|-------------|----------------|
|   | Graduates     | % Employed   | Average  | % Full-Time | Full-Time Avg. |
| <b>ENGINEERING</b>  |               |  |          |             |                |
| Electrical and Electronics Engineering (14.1001)                          | 59            | 73%  | \$47,711 | 61%         | \$54,738       |
| Mechanical Engineering (14.1901)  | 74            | 82%  | \$55,405 | 69%         | \$61,637       |
| <b>ENGLISH LANGUAGE &amp; LITERATURE</b>                                  |               |  |          |             |                |
| Creative Writing (23.1302)  | 11            | 55%  | \$17,408 | 33%         | \$27,846       |
| English Language and Literature, General (23.0101)                        | 37            | 59%  | \$14,210 | 40%         | \$20,754       |
| <b>FOREIGN LANGUAGES &amp; LINGUISTICS</b>                                |               |  |          |             |                |
| Foreign Languages and Literatures, General (16.0101)                      | 11            | 73%  | \$19,181 | 56%         | \$24,293       |
| <b>HEALTH PROFESSIONS</b>   |               |  |          |             |                |
| Health Information/Medical Records Administration/Administrator (51.0706) | 30            | 83%  | \$33,327 | 81%         | \$34,512       |
| Registered Nursing/Registered Nurse (51.3801)                             | 300           | 86%  | \$54,450 | 75%         | \$58,365       |
| Rehabilitation Science (51.2314)  | 73            | 74%  | \$21,618 | 66%         | \$23,929       |
| <b>HISTORY</b>  |               |  |          |             |                |
| History, General (54.0101)  | 41            | 76%  | \$17,033 | 38%         | \$28,861       |
| <b>LAW ENFORCEMENT &amp; PROTECTIVE SERV.</b>                             |               |  |          |             |                |
| Crisis/Emergency/Disaster Management (43.0302)                            | 128           | 69%  | \$30,660 | 50%         | \$39,727       |
| <b>MATHEMATICS &amp; STATISTICS</b>                                       |               |  |          |             |                |
| Mathematics, General (27.0101)  | 26            | 77%  | \$30,819 | 65%         | \$33,555       |
| <b>MULTI/INTERDISCIPLINARY STUDIES</b>                                    |               |  |          |             |                |
| Multi-/Interdisciplinary Studies, Other (30.9999)                         | 541           | 76%  | \$36,440 | 60%         | \$42,825       |
| <b>NATURAL RESOURCES &amp; CONSERVATION</b>                               |               |  |          |             |                |
| Wildlife, Fish and Wildlands Science and Management (03.0601)             | 37            | 73%  | \$23,159 | 54%         | \$28,544       |
| <b>PARKS, RECREATION, LEISURE &amp; FITNESS</b>                           |               |  |          |             |                |
| Parks, Recreation and Leisure Facilities Management, General (31.0301)    | 47            | 87%  | \$25,340 | 58%         | \$33,964       |
| <b>PHYSICAL SCIENCES</b>  |               |  |          |             |                |
| Chemistry, General (40.0501)  | 13            | 85%  | \$20,211 | 50%         | \$30,802       |

Full-Time Employment requires Arkansas wages reported in all four quarters of the first year after graduation and total wages of at least \$13,260.

# Arkansas Tech University - 2018 Economic Security Report

| Baccalaureate Degrees                               | 2015 and 2016 | 2016 and 2017 First Year Employment Reported in Arkansas |          |             |                |
|---|---------------|--|----------|-------------|----------------|
|   | Graduates     | % Employed   | Average  | % Full-Time | Full-Time Avg. |
| Geology/Earth Science, General (40.0601)            | 20            | 80%  | \$13,040 | 31%         | \$28,243       |
| <b>PSYCHOLOGY</b>                                   |               |  |          |             |                |
| Psychology, General (42.0101)                       | 115           | 77%  | \$22,374 | 54%         | \$29,094       |
| <b>SOCIAL SCIENCES</b>                              |               |  |          |             |                |
| Political Science and Government, General (45.1001) | 17            | 76%  | \$18,281 | 33%         | \$31,365       |
| Sociology (45.1101)                                 | 26            | 73%  | \$18,856 | 53%         | \$23,105       |
| <b>VISUAL &amp; PERFORMING ARTS</b>                 |               |  |          |             |                |
| Art/Art Studies, General (50.0701)                  | 12            | 75%  | \$16,542 | 42%         | \$25,519       |
| Graphic Design (50.0409)                            | 30            | 90%  | \$21,448 | 50%         | \$30,339       |
| Music, General (50.0901)                            | 22            | 77%  | \$18,689 | 45%         | \$30,456       |

# Arkansas Tech University - 2018 Economic Security Report

| Master's Degrees   | 2015 and 2016 |            | 2016 and 2017 First Year Employment Reported in Arkansas |             |                |  |
|--|---------------|------------|--|-------------|----------------|--|
|  | Graduates     | % Employed | Average  | % Full-Time | Full-Time Avg. |  |
| ALL AREAS OF STUDY   | 632           | 66%        | \$41,171   | 53%         | \$45,659       |  |
| <b>BUSINESS, MANAGEMENT &amp; MARKETING</b>  |               |            |  |             |                |  |
| Business Administration and Management, General (52.0201)                          | 15            | 93%        | \$57,364   | 69%         | \$77,789       |  |
| <b>COMPUTER &amp; INFORMATION SCIENCES</b>   |               |            |  |             |                |  |
| Information Technology (11.0103)   | 35            | 26%        | \$58,696   | 26%         | \$58,696       |  |
| <b>EDUCATION</b>   |               |            |  |             |                |  |
| College Student Counseling and Personnel Services (13.1102)                        | 115           | 51%        | \$32,739   | 39%         | \$37,888       |  |
| Counselor Education/School Counseling and Guidance Services (13.1101)              | 42            | 98%        | \$48,185   | 92%         | \$48,005       |  |
| Education, General (13.0101)   | 58            | 88%        | \$37,186   | 75%         | \$39,426       |  |
| Education, Other (13.9999)   | 24            | 92%        | \$39,135   | 86%         | \$38,403       |  |
| Educational Leadership and Administration, General (13.0401)                       | 49            | 92%        | \$49,741   | 78%         | \$52,054       |  |
| Educational/Instructional Technology (13.0501)                                     | 24            | 92%        | \$45,111   | 86%         | \$47,812       |  |
| Elementary Education and Teaching (13.1202)  | 20            | 95%        | \$40,984   | 94%         | \$41,917       |  |
| Teaching English as a Second or Foreign Language/ESL Language Instructor (13.1401) | 83            | 34%        | \$44,404   | 28%         | \$50,081       |  |
| <b>ENGLISH LANGUAGE &amp; LITERATURE</b>   |               |            |  |             |                |  |
| English Language and Literature, General (23.0101)                                 | 22            | 91%        | \$24,456   | 60%         | \$32,946       |  |
| <b>HEALTH PROFESSIONS</b>  |               |            |  |             |                |  |
| Health Information/Medical Records Administration/Administrator (51.0706)          | 16            | 88%        | \$57,927   | 73%         | \$61,189       |  |
| Nursing Administration (51.3802)   | 11            | 82%        | \$80,877   | 75%         | \$67,317       |  |
| <b>HISTORY</b>   |               |            |  |             |                |  |
| History, General (54.0101)   | 12            | 83%        | \$20,411   | 30%         | \$34,018       |  |
| <b>LAW ENFORCEMENT &amp; PROTECTIVE SERV.</b>                                      |               |            |  |             |                |  |
| Crisis/Emergency/Disaster Management (43.0302)                                     | 50            | 38%        | \$36,950   | 28%         | \$48,582       |  |
| <b>LIBERAL ARTS &amp; SCI., GEN. STUDIES</b>                                       |               |            |  |             |                |  |
| Liberal Arts and Sciences/Liberal Studies (24.0101)                                | 12            | 67%        | \$29,621   | 55%         | \$29,978       |  |

Full-Time Employment requires Arkansas wages reported in all four quarters of the first year after graduation and total wages of at least \$13,260.

# Black River Technical College - 2018 Economic Security Report

| Certificates of Proficiency  | 2015 and 2016 |            | 2016 and 2017 First Year Employment Reported in Arkansas |             |                |  |
|--|---------------|------------|--|-------------|----------------|--|
|  | Graduates     | % Employed | Average  | % Full-Time | Full-Time Avg. |  |
| ALL AREAS OF STUDY   | 386           | 90%        | \$26,865   | 69%         | \$33,198       |  |
| <b>HEALTH PROFESSIONS</b>  |               |            |  |             |                |  |
| Emergency Medical Technology/Technician (EMT Paramedic)<br>(51.0904) | 51            | 86%        | \$25,080   | 66%         | \$29,392       |  |
| Nursing Assistant/Aide and Patient Care Assistant/Aide (51.3902)     | 120           | 84%        | \$15,270   | 43%         | \$23,199       |  |
| Phlebotomy Technician/Phlebotomist (51.1009)                         | 17            | 71%        | \$17,406   | 36%         | \$29,364       |  |
| <b>LAW ENFORCEMENT &amp; PROTECTIVE SERV.</b>                        |               |            |  |             |                |  |
| Criminal Justice/Police Science (43.0107)                            | 194           | 95%        | \$34,383   | 85%         | \$36,594       |  |

| Technical Certificates                                 | 2015 and 2016 |            | 2016 and 2017 First Year Employment Reported in Arkansas |             |                |  |
|--|---------------|------------|--|-------------|----------------|--|
|  | Graduates     | % Employed | Average  | % Full-Time | Full-Time Avg. |  |
| ALL AREAS OF STUDY                                     | 102           | 73%        | \$23,140   | 51%         | \$31,493       |  |
| <b>HEALTH PROFESSIONS</b>                              |               |            |  |             |                |  |
| HEALTH PROFESSIONS AND RELATED PROGRAMS (51.0000)      | 19            | 89%        | \$19,683   | 78%         | \$25,824       |  |
| <b>MECHANIC &amp; REPAIR TECHNOLOGIES</b>              |               |            |  |             |                |  |
| Industrial Electronics Technology/Technician (47.0105) | 13            | 69%        | \$23,075   | 33%         | \$40,767       |  |
| <b>PRECISION PRODUCTION</b>                            |               |            |  |             |                |  |
| Welding Technology/Welder (48.0508)                    | 23            | 52%        | \$27,011   | 35%         | \$35,881       |  |

# Black River Technical College - 2018 Economic Security Report

| Associate Degrees   | 2015 and 2016 | 2016 and 2017 First Year Employment Reported in Arkansas |          |             |                |
|---|---------------|--|----------|-------------|----------------|
|   | Graduates     | % Employed   | Average  | % Full-Time | Full-Time Avg. |
| ALL AREAS OF STUDY  | 454           | 82%  | \$27,587 | 67%         | \$37,728       |
| <b>BUSINESS, MANAGEMENT &amp; MARKETING</b>                         |               |  |          |             |                |
| Administrative Assistant and Secretarial Science, General (52.0401) | 38            | 87%  | \$22,406 | 59%         | \$28,252       |
| Business/Commerce, General (52.0101)                                | 16            | 69%  | \$21,490 | 56%         | \$25,502       |
| <b>HEALTH PROFESSIONS</b>   |               |  |          |             |                |
| Health Information/Medical Records Technology/Technician (51.0707)  | 13            | 85%  | \$18,655 | 58%         | \$21,322       |
| Registered Nursing/Registered Nurse (51.3801)                       | 69            | 99%  | \$50,512 | 85%         | \$54,629       |
| Respiratory Care Therapy/Therapist (51.0908)                        | 32            | 78%  | \$27,637 | 57%         | \$34,131       |
| <b>LAW ENFORCEMENT &amp; PROTECTIVE SERV.</b>                       |               |  |          |             |                |
| Criminal Justice/Police Science (43.0107)                           | 16            | 81%  | \$43,243 | 82%         | \$44,843       |
| <b>LIBERAL ARTS &amp; SCI., GEN. STUDIES</b>                        |               |  |          |             |                |
| Liberal Arts and Sciences/Liberal Studies (24.0101)                 | 183           | 77%  | \$16,076 | 51%         | \$24,832       |
| <b>MECHANIC &amp; REPAIR TECHNOLOGIES</b>                           |               |  |          |             |                |
| Industrial Mechanics and Maintenance Technology (47.0303)           | 17            | 88%  | \$40,112 | 77%         | \$41,920       |
| <b>MULTI/INTERDISCIPLINARY STUDIES</b>                              |               |  |          |             |                |
| Multi-/Interdisciplinary Studies, Other (30.9999)                   | 43            | 77%  | \$24,974 | 68%         | \$33,985       |

# College of the Ouachitas - 2018 Economic Security Report

| Certificates of Proficiency   | 2015 and 2016 |            | 2016 and 2017 First Year Employment Reported in Arkansas |             |                |  |
|---|---------------|------------|--|-------------|----------------|--|
|   | Graduates     | % Employed | Average  | % Full-Time | Full-Time Avg. |  |
| ALL AREAS OF STUDY  | 337           | 82%        | \$13,017   | 31%         | \$25,344       |  |
| <b>CONSTRUCTION TRADES</b>  |               |            |  |             |                |  |
| Electrician (46.0302)   | 11            | 100%       | \$42,215   | 100%        | \$36,009       |  |
| <b>ENGINEERING TECHNOLOGY</b>   |               |            |  |             |                |  |
| Electromechanical Technology/Electromechanical Engineering Technology (15.0403) | 61            | 75%        | \$10,049   | 19%         | \$26,947       |  |
| <b>HEALTH PROFESSIONS</b>   |               |            |  |             |                |  |
| Medical Reception/Receptionist (51.0712)  | 27            | 81%        | \$10,312   | 27%         | \$29,322       |  |
| Nursing Assistant/Aide and Patient Care Assistant/Aide (51.3902)                | 25            | 96%        | \$14,767   | 44%         | \$27,626       |  |
| <b>LAW ENFORCEMENT &amp; PROTECTIVE SERV.</b>                                   |               |            |  |             |                |  |
| Criminal Justice/Law Enforcement Administration (43.0103)                       | 49            | 86%        | \$8,364  | 22%         | \$21,961       |  |
| <b>MECHANIC &amp; REPAIR TECHNOLOGIES</b>                                       |               |            |  |             |                |  |
| Automobile/Automotive Mechanics Technology/Technician (47.0604)                 | 55            | 80%        | \$18,654   | 42%         | \$24,687       |  |
| <b>PRECISION PRODUCTION</b>   |               |            |  |             |                |  |
| Welding Technology/Welder (48.0508)   | 21            | 86%        | \$15,093   | 35%         | \$25,299       |  |

| Technical Certificates                                 | 2015 and 2016 |            | 2016 and 2017 First Year Employment Reported in Arkansas |             |                |  |
|--|---------------|------------|--|-------------|----------------|--|
|  | Graduates     | % Employed | Average  | % Full-Time | Full-Time Avg. |  |
| ALL AREAS OF STUDY                                     | 166           | 83%        | \$25,581   | 67%         | \$33,119       |  |
| <b>HEALTH PROFESSIONS</b>                              |               |            |  |             |                |  |
| Licensed Practical/Vocational Nurse Training (51.3901) | 66            | 95%        | \$37,161   | 90%         | \$37,234       |  |
| <b>LIBERAL ARTS &amp; SCI., GEN. STUDIES</b>           |               |            |  |             |                |  |
| Liberal Arts and Sciences/Liberal Studies (24.0101)    | 52            | 73%        | \$15,216   | 60%         | \$22,901       |  |
| <b>PERSONAL &amp; CULINARY SERVICES</b>                |               |            |  |             |                |  |
| Cosmetology/Cosmetologist, General (12.0401)           | 30            | 73%        | \$11,020   | 27%         | \$20,165       |  |



# College of the Ouachitas - 2018 Economic Security Report

| Associate Degrees                                   | 2015 and 2016 |            | 2016 and 2017 First Year Employment Reported in Arkansas |             |                |  |
|---|---------------|------------|--|-------------|----------------|--|
|   | Graduates     | % Employed | Average  | % Full-Time | Full-Time Avg. |  |
| ALL AREAS OF STUDY                                  | 281           | 90%        | \$34,191   | 74%         | \$44,374       |  |
| <b>HEALTH PROFESSIONS</b>                           |               |            |  |             |                |  |
| Medical Office Management/Administration (51.0705)  | 22            | 73%        | \$20,471   | 58%         | \$21,336       |  |
| Registered Nursing/Registered Nurse (51.3801)       | 133           | 95%        | \$49,987   | 80%         | \$54,551       |  |
| <b>LIBERAL ARTS &amp; SCI., GEN. STUDIES</b>        |               |            |  |             |                |  |
| Liberal Arts and Sciences/Liberal Studies (24.0101) | 76            | 83%        | \$12,371   | 40%         | \$23,223       |  |

# Cossatot Community College of the U A - 2018 Economic Security Report

| Certificates of Proficiency         | 2015 and 2016 | 2016 and 2017 First Year Employment Reported in Arkansas |          |             |                |
|-------------------------------------|---------------|--|----------|-------------|----------------|
|                                     | Graduates     | % Employed   | Average  | % Full-Time | Full-Time Avg. |
| ALL AREAS OF STUDY                  | 93            | 69%  | \$16,776 | 39%         | \$28,076       |
| <b>PRECISION PRODUCTION</b>         |               |  |          |             |                |
| Welding Technology/Welder (48.0508) | 39            | 74%  | \$19,151 | 44%         | \$31,720       |

| Technical Certificates                                 | 2015 and 2016 | 2016 and 2017 First Year Employment Reported in Arkansas |          |             |                |
|--|---------------|--|----------|-------------|----------------|
|  | Graduates     | % Employed   | Average  | % Full-Time | Full-Time Avg. |
| ALL AREAS OF STUDY                                     | 178           | 72%  | \$21,482 | 44%         | \$29,606       |
| <b>HEALTH PROFESSIONS</b>                              |               |  |          |             |                |
| HEALTH PROFESSIONS AND RELATED PROGRAMS (51.0000)      | 61            | 72%  | \$20,063 | 42%         | \$25,270       |
| Licensed Practical/Vocational Nurse Training (51.3901) | 37            | 84%  | \$20,994 | 44%         | \$31,988       |
| <b>PERSONAL &amp; CULINARY SERVICES</b>                |               |  |          |             |                |
| Cosmetology/Cosmetologist, General (12.0401)           | 21            | 57%  | \$21,372 | 42%         | \$26,418       |
| <b>PRECISION PRODUCTION</b>                            |               |  |          |             |                |
| Welding Technology/Welder (48.0508)                    | 24            | 79%  | \$29,042 | 57%         | \$38,621       |

# Cossatot Community College of the U A - 2018 Economic Security Report

| Associate Degrees                                   | 2015 and 2016 |            | 2016 and 2017 First Year Employment Reported in Arkansas |             |                |  |
|---|---------------|------------|--|-------------|----------------|--|
|   | Graduates     | % Employed | Average  | % Full-Time | Full-Time Avg. |  |
| ALL AREAS OF STUDY                                  | 312           | 65%        | \$22,527   | 43%         | \$33,636       |  |
| <b>BUSINESS, MANAGEMENT &amp; MARKETING</b>         |               |            |  |             |                |  |
| Business/Commerce, General (52.0101)                | 22            | 55%        | \$19,062   | 25%         | \$27,540       |  |
| <b>EDUCATION</b>                                    |               |            |  |             |                |  |
| Elementary Education and Teaching (13.1202)         | 19            | 89%        | \$13,997   | 62%         | \$19,749       |  |
| <b>HEALTH PROFESSIONS</b>                           |               |            |  |             |                |  |
| Medical/Clinical Assistant (51.0801)                | 23            | 78%        | \$26,202   | 74%         | \$30,028       |  |
| Occupational Therapist Assistant (51.0803)          | 27            | 30%        | \$28,689   | 11%         | \$64,261       |  |
| Registered Nursing/Registered Nurse (51.3801)       | 41            | 71%        | \$41,548   | 50%         | \$54,329       |  |
| <b>LIBERAL ARTS &amp; SCI., GEN. STUDIES</b>        |               |            |  |             |                |  |
| General Studies (24.0102)                           | 91            | 64%        | \$16,588   | 35%         | \$25,134       |  |
| Liberal Arts and Sciences/Liberal Studies (24.0101) | 40            | 60%        | \$18,691   | 46%         | \$26,082       |  |
| <b>MULTI/INTERDISCIPLINARY STUDIES</b>              |               |            |  |             |                |  |
| Multi-/Interdisciplinary Studies, Other (30.9999)   | 20            | 75%        | \$29,362   | 58%         | \$35,257       |  |

# East Arkansas Community College - 2018 Economic Security Report

| Certificates of Proficiency  | 2015 and 2016 |            | 2016 and 2017 First Year Employment Reported in Arkansas |             |                |  |
|--|---------------|------------|--|-------------|----------------|--|
|  | Graduates     | % Employed | Average  | % Full-Time | Full-Time Avg. |  |
| ALL AREAS OF STUDY   | 71            | 73%        | \$19,650   | 40%         | \$32,151       |  |
| <b>HEALTH PROFESSIONS</b>  |               |            |  |             |                |  |
| Emergency Medical Technology/Technician (EMT Paramedic)<br>(51.0904) | 40            | 78%        | \$22,044   | 36%         | \$33,772       |  |
| <b>MECHANIC &amp; REPAIR TECHNOLOGIES</b>                            |               |            |  |             |                |  |
| Diesel Mechanics Technology/Technician (47.0605)                     | 15            | 80%        | \$17,788   | 50%         | \$27,999       |  |

| Technical Certificates                              | 2015 and 2016 |            | 2016 and 2017 First Year Employment Reported in Arkansas |             |                |  |
|---|---------------|------------|--|-------------|----------------|--|
|   | Graduates     | % Employed | Average  | % Full-Time | Full-Time Avg. |  |
| ALL AREAS OF STUDY                                  | 143           | 30%        | \$21,881   | 15%         | \$39,311       |  |
| <b>LIBERAL ARTS &amp; SCI., GEN. STUDIES</b>        |               |            |  |             |                |  |
| Liberal Arts and Sciences/Liberal Studies (24.0101) | 24            | 63%        | \$20,049   | 46%         | \$33,301       |  |

| Associate Degrees  | 2015 and 2016 |            | 2016 and 2017 First Year Employment Reported in Arkansas |             |                |  |
|--|---------------|------------|--|-------------|----------------|--|
|  | Graduates     | % Employed | Average  | % Full-Time | Full-Time Avg. |  |
| ALL AREAS OF STUDY   | 181           | 80%        | \$22,115   | 52%         | \$34,755       |  |
| <b>HEALTH PROFESSIONS</b>  |               |            |  |             |                |  |
| Medical Radiologic Technology/Science - Radiation Therapist<br>(51.0907) | 12            | 92%        | \$28,351   | 75%         | \$32,078       |  |
| Registered Nursing/Registered Nurse (51.3801)                            | 26            | 92%        | \$45,437   | 80%         | \$48,425       |  |
| <b>LAW ENFORCEMENT &amp; PROTECTIVE SERV.</b>                            |               |            |  |             |                |  |
| Criminal Justice/Police Science (43.0107)                                | 13            | 85%        | \$18,807   | 63%         | \$22,921       |  |
| <b>LIBERAL ARTS &amp; SCI., GEN. STUDIES</b>                             |               |            |  |             |                |  |
| General Studies (24.0102)  | 111           | 76%        | \$15,583   | 37%         | \$30,737       |  |

# Henderson State University - 2018 Economic Security Report

| Baccalaureate Degrees                           | 2015 and 2016   |           | 2016 and 2017 First Year Employment Reported in Arkansas |          |             |                |
|---|---|-----------|--|----------|-------------|----------------|
|   |   | Graduates | % Employed   | Average  | % Full-Time | Full-Time Avg. |
|   | ALL AREAS OF STUDY  | 986       | 72%  | \$26,101 | 52%         | \$34,131       |
| <b>BIOLOGICAL &amp; BIOMEDICAL SCIENCES</b>     |   |           |  |          |             |                |
|   | Biology/Biological Sciences, General (26.0101)                          | 40        | 53%  | \$16,154 | 23%         | \$32,207       |
| <b>BUSINESS, MANAGEMENT &amp; MARKETING</b>     |   |           |  |          |             |                |
|   | Accounting (52.0301)  | 56        | 82%  | \$30,977 | 64%         | \$36,410       |
|   | Business/Commerce, General (52.0101)                                    | 108       | 71%  | \$30,796 | 64%         | \$34,808       |
| <b>COMMUNICATION &amp; JOURNALISM</b>           |   |           |  |          |             |                |
|   | Journalism (09.0401)  | 19        | 58%  | \$26,724 | 56%         | \$25,471       |
| <b>EDUCATION</b>                                |   |           |  |          |             |                |
|   | Early Childhood Education and Teaching (13.1210)                        | 55        | 85%  | \$32,604 | 72%         | \$34,850       |
|   | Elementary Education and Teaching (13.1202)                             | 13        | 100%   | \$36,505 | 100%        | \$38,919       |
|   | Junior High/Intermediate/Middle School Education and Teaching (13.1203) | 23        | 87%  | \$31,154 | 64%         | \$32,550       |
|   | Physical Education Teaching and Coaching (13.1314)                      | 35        | 91%  | \$32,959 | 82%         | \$38,159       |
| <b>ENGLISH LANGUAGE &amp; LITERATURE</b>        |   |           |  |          |             |                |
|   | English Language and Literature, General (23.0101)                      | 18        | 61%  | \$19,977 | 45%         | \$29,596       |
| <b>FAMILY &amp; CONSUMER SCIENCES</b>           |   |           |  |          |             |                |
|   | Family and Consumer Sciences/Human Sciences, General (19.0101)          | 38        | 76%  | \$21,359 | 52%         | \$29,966       |
| <b>HEALTH PROFESSIONS</b>                       |   |           |  |          |             |                |
|   | Athletic Training/Trainer (51.0913)                                     | 17        | 71%  | \$23,047 | 42%         | \$32,150       |
|   | Registered Nursing/Registered Nurse (51.3801)                           | 33        | 88%  | \$49,226 | 78%         | \$54,536       |
| <b>LIBERAL ARTS &amp; SCI., GEN. STUDIES</b>    |   |           |  |          |             |                |
|   | General Studies (24.0102)   | 123       | 70%  | \$23,792 | 42%         | \$33,942       |
| <b>PARKS, RECREATION, LEISURE &amp; FITNESS</b> |   |           |  |          |             |                |
|   | Parks, Recreation and Leisure Facilities Management, General (31.0301)  | 47        | 66%  | \$22,942 | 41%         | \$28,009       |
| <b>PSYCHOLOGY</b>                               |   |           |  |          |             |                |
|   | Psychology, General (42.0101)   | 80        | 74%  | \$18,658 | 54%         | \$27,174       |

Full-Time Employment requires Arkansas wages reported in all four quarters of the first year after graduation and total wages of at least \$13,260.

# Henderson State University - 2018 Economic Security Report

| Baccalaureate Degrees  | 2015 and 2016 | 2016 and 2017 First Year Employment Reported in Arkansas |          |             |                |
|--|---------------|--|----------|-------------|----------------|
|  | Graduates     | % Employed   | Average  | % Full-Time | Full-Time Avg. |
| <b>PUBLIC ADMIN. &amp; SOCIAL SERVICE</b>                                |               |  |          |             |                |
| Social Work (44.0701)  | 33            | 94%  | \$18,114 | 67%         | \$24,751       |
| <b>SOCIAL SCIENCES</b>   |               |  |          |             |                |
| Political Science and Government, General (45.1001)                      | 26            | 81%  | \$13,722 | 38%         | \$25,446       |
| <b>TRANSPORTATION &amp; MATERIALS MOVING</b>                             |               |  |          |             |                |
| Aeronautics/Aviation/Aerospace Science and Technology, General (49.0101) | 37            | 46%  | \$19,607 | 19%         | \$28,056       |
| <b>VISUAL &amp; PERFORMING ARTS</b>                                      |               |  |          |             |                |
| Art/Art Studies, General (50.0701)                                       | 26            | 65%  | \$19,901 | 40%         | \$28,793       |
| Drama and Dramatics/Theatre Arts, General (50.0501)                      | 15            | 40%  | \$16,487 | 27%         | \$18,732       |
| Music Performance, General (50.0903)                                     | 35            | 66%  | \$22,298 | 35%         | \$34,838       |

| Post-Baccalaureate Certificates  | 2015 and 2016 | 2016 and 2017 First Year Employment Reported in Arkansas |          |             |                |
|--|---------------|--|----------|-------------|----------------|
|  | Graduates     | % Employed   | Average  | % Full-Time | Full-Time Avg. |
| ALL AREAS OF STUDY   | 94            | 84%  | \$50,343 | 74%         | \$54,032       |
| <b>EDUCATION</b>   |               |  |          |             |                |
| Elementary and Middle School Administration/Principalship (13.0408)                | 15            | 93%  | \$68,849 | 93%         | \$69,085       |
| Teaching English as a Second or Foreign Language/ESL Language Instructor (13.1401) | 78            | 82%  | \$46,434 | 70%         | \$50,039       |

# Henderson State University - 2018 Economic Security Report

| Master's Degrees   | 2015 and 2016 |            | 2016 and 2017 First Year Employment Reported in Arkansas |             |                |  |
|--|---------------|------------|--|-------------|----------------|--|
|  | Graduates     | % Employed | Average  | % Full-Time | Full-Time Avg. |  |
| ALL AREAS OF STUDY   | 231           | 84%        | \$40,303   | 73%         | \$43,727       |  |
| <b>BUSINESS, MANAGEMENT &amp; MARKETING</b>  |               |            |  |             |                |  |
| Business/Commerce, General (52.0101)   | 44            | 80%        | \$40,952   | 66%         | \$44,707       |  |
| <b>EDUCATION</b>   |               |            |  |             |                |  |
| Curriculum and Instruction (13.0301)   | 16            | 100%       | \$43,921   | 100%        | \$46,651       |  |
| Elementary and Middle School Administration/Principalship (13.0408)                          | 31            | 94%        | \$44,911   | 76%         | \$50,728       |  |
| Teacher Education and Professional Development, Specific Levels and Methods, Other (13.1299) | 16            | 100%       | \$37,429   | 92%         | \$36,188       |  |
| <b>HEALTH PROFESSIONS</b>  |               |            |  |             |                |  |
| Mental Health Counseling/Counselor (51.1508)   | 30            | 80%        | \$44,927   | 81%         | \$47,055       |  |
| <b>PARKS, RECREATION, LEISURE &amp; FITNESS</b>  |               |            |  |             |                |  |
| Sport and Fitness Administration/Management (31.0504)  | 30            | 53%        | \$32,167   | 45%         | \$37,108       |  |
| <b>PSYCHOLOGY</b>  |               |            |  |             |                |  |
| Developmental and Child Psychology (42.2703)   | 24            | 92%        | \$31,047   | 69%         | \$35,675       |  |

| Post-Master's Degree Certificates                            | 2015 and 2016 |            | 2016 and 2017 First Year Employment Reported in Arkansas |             |                |  |
|--|---------------|------------|--|-------------|----------------|--|
|  | Graduates     | % Employed | Average  | % Full-Time | Full-Time Avg. |  |
| ALL AREAS OF STUDY   | 14            | 100%       | \$67,065   | 85%         | \$76,820       |  |
| <b>EDUCATION</b>   |               |            |  |             |                |  |
| Educational Leadership and Administration, General (13.0401) | 14            | 100%       | \$67,065   | 85%         | \$76,820       |  |

# National Park College - 2018 Economic Security Report

| Certificates of Proficiency  | 2015 and 2016 |            | 2016 and 2017 First Year Employment Reported in Arkansas |             |                |  |
|--|---------------|------------|--|-------------|----------------|--|
|  | Graduates     | % Employed | Average  | % Full-Time | Full-Time Avg. |  |
| ALL AREAS OF STUDY   | 109           | 83%        | \$20,314   | 58%         | \$27,362       |  |
| <b>BUSINESS, MANAGEMENT &amp; MARKETING</b>                          |               |            |  |             |                |  |
| Hospitality Administration/Management, General (52.0901)             | 14            | 79%        | \$13,949   | 38%         | \$22,659       |  |
| <b>HEALTH PROFESSIONS</b>  |               |            |  |             |                |  |
| Emergency Medical Technology/Technician (EMT Paramedic)<br>(51.0904) | 38            | 95%        | \$23,904   | 78%         | \$27,680       |  |
| <b>LIBERAL ARTS &amp; SCI., GEN. STUDIES</b>                         |               |            |  |             |                |  |
| Liberal Arts and Sciences/Liberal Studies (24.0101)                  | 40            | 78%        | \$17,615   | 48%         | \$26,961       |  |

| Technical Certificates  | 2015 and 2016 |            | 2016 and 2017 First Year Employment Reported in Arkansas |             |                |  |
|---|---------------|------------|--|-------------|----------------|--|
|   | Graduates     | % Employed | Average  | % Full-Time | Full-Time Avg. |  |
| ALL AREAS OF STUDY  | 115           | 82%        | \$24,447   | 61%         | \$28,644       |  |
| <b>HEALTH PROFESSIONS</b>   |               |            |  |             |                |  |
| Licensed Practical/Vocational Nurse Training (51.3901)  | 37            | 97%        | \$26,541   | 66%         | \$31,681       |  |
| <b>MECHANIC &amp; REPAIR TECHNOLOGIES</b>   |               |            |  |             |                |  |
| Automobile/Automotive Mechanics Technology/Technician<br>(47.0604)                                      | 18            | 78%        | \$23,278   | 67%         | \$29,154       |  |
| Heating, Air Conditioning, Ventilation and Refrigeration<br>Maintenance Technology/Technician (47.0201) | 12            | 67%        | \$19,641   | 40%         | \$26,800       |  |
| <b>PRECISION PRODUCTION</b>   |               |            |  |             |                |  |
| Welding Technology/Welder (48.0508)   | 16            | 81%        | \$23,269   | 63%         | \$27,730       |  |



# National Park College - 2018 Economic Security Report

| Associate Degrees  | 2015 and 2016 |            | 2016 and 2017 First Year Employment Reported in Arkansas |             |                |  |
|--|---------------|------------|--|-------------|----------------|--|
|  | Graduates     | % Employed | Average  | % Full-Time | Full-Time Avg. |  |
| ALL AREAS OF STUDY   | 633           | 76%        | \$27,005   | 58%         | \$38,431       |  |
| <b>BUSINESS, MANAGEMENT &amp; MARKETING</b>                        |               |            |  |             |                |  |
| Business/Commerce, General (52.0101)                               | 20            | 80%        | \$25,235   | 67%         | \$25,414       |  |
| <b>COMPUTER &amp; INFORMATION SCIENCES</b>                         |               |            |  |             |                |  |
| Computer and Information Sciences, General (11.0101)               | 25            | 76%        | \$37,578   | 63%         | \$41,784       |  |
| <b>HEALTH PROFESSIONS</b>  |               |            |  |             |                |  |
| Clinical/Medical Laboratory Technician (51.1004)                   | 12            | 100%       | \$29,339   | 86%         | \$33,233       |  |
| Health Information/Medical Records Technology/Technician (51.0707) | 17            | 94%        | \$28,666   | 85%         | \$32,540       |  |
| Radiologic Technology/Science - Radiographer (51.0911)             | 16            | 88%        | \$37,472   | 75%         | \$41,269       |  |
| Registered Nursing/Registered Nurse (51.3801)                      | 94            | 91%        | \$45,841   | 77%         | \$49,070       |  |
| Respiratory Care Therapy/Therapist (51.0908)                       | 12            | 92%        | \$44,690   | 82%         | \$45,155       |  |
| <b>LAW ENFORCEMENT &amp; PROTECTIVE SERV.</b>                      |               |            |  |             |                |  |
| Criminal Justice/Police Science (43.0107)                          | 45            | 71%        | \$22,875   | 44%         | \$34,248       |  |
| <b>LIBERAL ARTS &amp; SCI., GEN. STUDIES</b>                       |               |            |  |             |                |  |
| General Studies (24.0102)  | 265           | 70%        | \$17,902   | 45%         | \$27,644       |  |
| Liberal Arts and Sciences/Liberal Studies (24.0101)                | 41            | 78%        | \$23,919   | 54%         | \$32,155       |  |
| <b>MULTI/INTERDISCIPLINARY STUDIES</b>                             |               |            |  |             |                |  |
| Multi-/Interdisciplinary Studies, Other (30.9999)                  | 14            | 50%        | \$20,965   | 40%         | \$32,184       |  |
| <b>VISUAL &amp; PERFORMING ARTS</b>                                |               |            |  |             |                |  |
| Commercial and Advertising Art (50.0402)                           | 12            | 58%        | \$14,656   | 30%         | \$24,335       |  |

# North Arkansas College - 2018 Economic Security Report

| Certificates of Proficiency  | 2015 and 2016 |            | 2016 and 2017 First Year Employment Reported in Arkansas |             |                |  |
|--|---------------|------------|--|-------------|----------------|--|
|  | Graduates     | % Employed | Average  | % Full-Time | Full-Time Avg. |  |
| ALL AREAS OF STUDY   | 276           | 72%        | \$18,167   | 41%         | \$27,711       |  |
| <b>HEALTH PROFESSIONS</b>  |               |            |  |             |                |  |
| Emergency Medical Technology/Technician (EMT Paramedic)<br>(51.0904)         | 52            | 75%        | \$17,399   | 44%         | \$28,063       |  |
| Nursing Assistant/Aide and Patient Care Assistant/Aide (51.3902)             | 22            | 68%        | \$8,329  | 30%         | \$18,253       |  |
| <b>MECHANIC &amp; REPAIR TECHNOLOGIES</b>                                    |               |            |  |             |                |  |
| Automobile/Automotive Mechanics Technology/Technician<br>(47.0604)           | 30            | 73%        | \$13,898   | 31%         | \$26,424       |  |
| <b>PRECISION PRODUCTION</b>  |               |            |  |             |                |  |
| Welding Technology/Welder (48.0508)  | 67            | 72%        | \$17,039   | 39%         | \$26,302       |  |
| <b>TRANSPORTATION &amp; MATERIALS MOVING</b>                                 |               |            |  |             |                |  |
| Truck and Bus Driver/Commercial Vehicle Operator and Instructor<br>(49.0205) | 61            | 74%        | \$25,865   | 53%         | \$29,868       |  |

| Technical Certificates  | 2015 and 2016 |            | 2016 and 2017 First Year Employment Reported in Arkansas |             |                |  |
|---|---------------|------------|--|-------------|----------------|--|
|   | Graduates     | % Employed | Average  | % Full-Time | Full-Time Avg. |  |
| ALL AREAS OF STUDY  | 214           | 71%        | \$20,329   | 49%         | \$29,297       |  |
| <b>HEALTH PROFESSIONS</b>   |               |            |  |             |                |  |
| HEALTH PROFESSIONS AND RELATED PROGRAMS (51.0000)                         | 54            | 61%        | \$16,170   | 38%         | \$26,539       |  |
| Licensed Practical/Vocational Nurse Training (51.3901)                    | 29            | 93%        | \$26,652   | 76%         | \$30,803       |  |
| <b>LIBERAL ARTS &amp; SCI., GEN. STUDIES</b>                              |               |            |  |             |                |  |
| Liberal Arts and Sciences/Liberal Studies (24.0101)                       | 37            | 70%        | \$19,786   | 47%         | \$26,584       |  |
| <b>PRECISION PRODUCTION</b>   |               |            |  |             |                |  |
| Welding Technology/Welder (48.0508)                                       | 19            | 74%        | \$21,587   | 40%         | \$39,316       |  |
| <b>TRANSPORTATION &amp; MATERIALS MOVING</b>                              |               |            |  |             |                |  |
| Construction/Heavy Equipment/Earthmoving Equipment<br>Operation (49.0202) | 14            | 50%        | \$16,869   | 25%         | \$21,347       |  |

# North Arkansas College - 2018 Economic Security Report

| Associate Degrees  | 2015 and 2016 |            | 2016 and 2017 First Year Employment Reported in Arkansas |             |                |  |
|--|---------------|------------|--|-------------|----------------|--|
|  | Graduates     | % Employed | Average  | % Full-Time | Full-Time Avg. |  |
| ALL AREAS OF STUDY   | 558           | 72%        | \$25,507   | 51%         | \$36,052       |  |
| <b>BUSINESS, MANAGEMENT &amp; MARKETING</b>                              |               |            |  |             |                |  |
| Business/Commerce, General (52.0101)                                     | 69            | 83%        | \$21,799   | 59%         | \$27,684       |  |
| <b>COMPUTER &amp; INFORMATION SCIENCES</b>                               |               |            |  |             |                |  |
| Computer and Information Sciences, General (11.0101)                     | 22            | 82%        | \$27,162   | 53%         | \$38,349       |  |
| <b>HEALTH PROFESSIONS</b>  |               |            |  |             |                |  |
| Clinical/Medical Laboratory Technician (51.1004)                         | 12            | 75%        | \$33,389   | 64%         | \$33,660       |  |
| Medical Radiologic Technology/Science - Radiation Therapist<br>(51.0907) | 32            | 59%        | \$29,552   | 47%         | \$34,313       |  |
| Registered Nursing/Registered Nurse (51.3801)                            | 73            | 77%        | \$44,309   | 67%         | \$51,714       |  |
| <b>LIBERAL ARTS &amp; SCI., GEN. STUDIES</b>                             |               |            |  |             |                |  |
| General Studies (24.0102)  | 92            | 70%        | \$23,183   | 43%         | \$32,150       |  |
| Liberal Arts and Sciences/Liberal Studies (24.0101)                      | 195           | 68%        | \$18,895   | 45%         | \$31,791       |  |
| <b>MULTI/INTERDISCIPLINARY STUDIES</b>                                   |               |            |  |             |                |  |
| Multi-/Interdisciplinary Studies, Other (30.9999)                        | 17            | 65%        | \$25,231   | 31%         | \$40,121       |  |

# Northwest Arkansas Community College - 2018 Economic Security Report

| Certificates of Proficiency  | 2015 and 2016 |            | 2016 and 2017 First Year Employment Reported in Arkansas |             |                |  |
|--|---------------|------------|--|-------------|----------------|--|
|  | Graduates     | % Employed | Average  | % Full-Time | Full-Time Avg. |  |
| ALL AREAS OF STUDY   | 124           | 84%        | \$26,345   | 63%         | \$35,443       |  |
| <b>HEALTH PROFESSIONS</b>  |               |            |  |             |                |  |
| Emergency Medical Technology/Technician (EMT Paramedic)<br>(51.0904) | 90            | 87%        | \$28,686   | 69%         | \$38,039       |  |

| Technical Certificates                              | 2015 and 2016 |            | 2016 and 2017 First Year Employment Reported in Arkansas |             |                |  |
|---|---------------|------------|--|-------------|----------------|--|
|   | Graduates     | % Employed | Average  | % Full-Time | Full-Time Avg. |  |
| ALL AREAS OF STUDY                                  | 56            | 79%        | \$24,140   | 64%         | \$27,521       |  |
| <b>HEALTH PROFESSIONS</b>                           |               |            |  |             |                |  |
| Dental Assisting/Assistant (51.0601)                | 23            | 87%        | \$22,048   | 78%         | \$24,662       |  |
| <b>LIBERAL ARTS &amp; SCI., GEN. STUDIES</b>        |               |            |  |             |                |  |
| Liberal Arts and Sciences/Liberal Studies (24.0101) | 16            | 75%        | \$21,954   | 54%         | \$25,044       |  |

# Northwest Arkansas Community College - 2018 Economic Security Report

| Associate Degrees   | 2015 and 2016 |            | 2016 and 2017 First Year Employment Reported in Arkansas |             |                |  |
|---|---------------|------------|--|-------------|----------------|--|
|   | Graduates     | % Employed | Average  | % Full-Time | Full-Time Avg. |  |
| ALL AREAS OF STUDY  | 1,273         | 78%        | \$29,899   | 62%         | \$39,916       |  |
| <b>BUSINESS, MANAGEMENT &amp; MARKETING</b>                             |               |            |  |             |                |  |
| Business Administration and Management, General (52.0201)               | 106           | 74%        | \$32,183   | 61%         | \$42,366       |  |
| Business/Commerce, General (52.0101)                                    | 51            | 71%        | \$40,355   | 58%         | \$50,026       |  |
| <b>COMPUTER &amp; INFORMATION SCIENCES</b>                              |               |            |  |             |                |  |
| Computer and Information Sciences, General (11.0101)                    | 31            | 77%        | \$38,430   | 67%         | \$45,284       |  |
| <b>EDUCATION</b>  |               |            |  |             |                |  |
| Early Childhood Education and Teaching (13.1210)                        | 16            | 88%        | \$18,478   | 64%         | \$22,917       |  |
| <b>ENGINEERING TECHNOLOGY</b>   |               |            |  |             |                |  |
| Drafting and Design Technology/Technician, General (15.1301)            | 12            | 67%        | \$47,207   | 55%         | \$50,684       |  |
| Environmental Engineering Technology/Environmental Technology (15.0507) | 14            | 64%        | \$27,969   | 54%         | \$31,791       |  |
| <b>HEALTH PROFESSIONS</b>   |               |            |  |             |                |  |
| Health Information/Medical Records Technology/Technician (51.0707)      | 21            | 90%        | \$20,060   | 57%         | \$28,292       |  |
| Physical Therapy Technician/Assistant (51.0806)                         | 27            | 81%        | \$40,206   | 73%         | \$44,745       |  |
| Registered Nursing/Registered Nurse (51.3801)                           | 160           | 91%        | \$47,377   | 79%         | \$50,500       |  |
| Respiratory Care Therapy/Therapist (51.0908)                            | 20            | 90%        | \$39,130   | 84%         | \$42,038       |  |
| <b>LAW ENFORCEMENT &amp; PROTECTIVE SERV.</b>                           |               |            |  |             |                |  |
| Criminal Justice/Safety Studies (43.0104)                               | 24            | 83%        | \$28,152   | 76%         | \$31,263       |  |
| Fire Services Administration (43.0202)                                  | 12            | 83%        | \$49,587   | 71%         | \$52,227       |  |
| <b>LEGAL PROFESSIONS &amp; STUDIES</b>                                  |               |            |  |             |                |  |
| Legal Assistant/Paralegal (22.0302)                                     | 21            | 100%       | \$29,107   | 82%         | \$35,138       |  |
| <b>LIBERAL ARTS &amp; SCI., GEN. STUDIES</b>                            |               |            |  |             |                |  |
| General Studies (24.0102)   | 42            | 69%        | \$27,811   | 42%         | \$36,105       |  |
| Liberal Arts and Sciences/Liberal Studies (24.0101)                     | 622           | 74%        | \$22,714   | 54%         | \$34,414       |  |
| <b>PERSONAL &amp; CULINARY SERVICES</b>                                 |               |            |  |             |                |  |
| Culinary Arts/Chef Training (12.0503)                                   | 31            | 87%        | \$23,208   | 59%         | \$28,140       |  |

Full-Time Employment requires Arkansas wages reported in all four quarters of the first year after graduation and total wages of at least \$13,260.

# Northwest Arkansas Community College - 2018 Economic Security Report

| Associate Degrees                        | 2015 and 2016 | 2016 and 2017 First Year Employment Reported in Arkansas |          |             |                |
|--|---------------|--|----------|-------------|----------------|
|  | Graduates     | % Employed   | Average  | % Full-Time | Full-Time Avg. |
| <b>VISUAL &amp; PERFORMING ARTS</b>      |               |  |          |             |                |
| Commercial and Advertising Art (50.0402) | 29            | 72%  | \$21,049 | 52%         | \$24,497       |

# Ozarka College - 2018 Economic Security Report

| Certificates of Proficiency  | 2015 and 2016 |            | 2016 and 2017 First Year Employment Reported in Arkansas |             |                |  |
|--|---------------|------------|--|-------------|----------------|--|
|  | Graduates     | % Employed | Average  | % Full-Time | Full-Time Avg. |  |
| ALL AREAS OF STUDY   | 181           | 78%        | \$11,780   | 39%         | \$20,081       |  |
| <b>FAMILY &amp; CONSUMER SCIENCES</b>                                |               |            |  |             |                |  |
| Child Development (19.0706)  | 23            | 100%       | \$11,211   | 39%         | \$18,441       |  |
| <b>HEALTH PROFESSIONS</b>  |               |            |  |             |                |  |
| Emergency Medical Technology/Technician (EMT Paramedic)<br>(51.0904) | 11            | 55%        | \$16,929   | 38%         | \$22,410       |  |
| HEALTH PROFESSIONS AND RELATED PROGRAMS (51.0000)                    | 53            | 79%        | \$13,650   | 52%         | \$20,581       |  |
| Nursing Assistant/Aide and Patient Care Assistant/Aide (51.3902)     | 85            | 76%        | \$9,689  | 28%         | \$18,571       |  |

| Technical Certificates                                 | 2015 and 2016 |            | 2016 and 2017 First Year Employment Reported in Arkansas |             |                |  |
|--|---------------|------------|--|-------------|----------------|--|
|  | Graduates     | % Employed | Average  | % Full-Time | Full-Time Avg. |  |
| ALL AREAS OF STUDY                                     | 145           | 83%        | \$22,583   | 55%         | \$29,745       |  |
| <b>HEALTH PROFESSIONS</b>                              |               |            |  |             |                |  |
| Licensed Practical/Vocational Nurse Training (51.3901) | 126           | 83%        | \$24,377   | 58%         | \$31,020       |  |

# Ozarka College - 2018 Economic Security Report

| Associate Degrees   | 2015 and 2016 |            | 2016 and 2017 First Year Employment Reported in Arkansas |             |                |  |
|---|---------------|------------|--|-------------|----------------|--|
|   | Graduates     | % Employed | Average  | % Full-Time | Full-Time Avg. |  |
| ALL AREAS OF STUDY  | 326           | 73%        | \$25,753   | 59%         | \$34,779       |  |
| <b>BUSINESS, MANAGEMENT &amp; MARKETING</b>                             |               |            |  |             |                |  |
| Business/Commerce, General (52.0101)                                    | 12            | 58%        | \$14,620   | 33%         | \$24,143       |  |
| <b>EDUCATION</b>  |               |            |  |             |                |  |
| Junior High/Intermediate/Middle School Education and Teaching (13.1203) | 13            | 77%        | \$17,103   | 78%         | \$21,462       |  |
| Teacher Education, Multiple Levels (13.1206)                            | 24            | 75%        | \$19,281   | 67%         | \$25,439       |  |
| <b>HEALTH PROFESSIONS</b>   |               |            |  |             |                |  |
| Health Information/Medical Records Technology/Technician (51.0707)      | 22            | 59%        | \$18,382   | 43%         | \$21,792       |  |
| Registered Nursing/Registered Nurse (51.3801)                           | 76            | 92%        | \$46,574   | 86%         | \$48,699       |  |
| <b>LAW ENFORCEMENT &amp; PROTECTIVE SERV.</b>                           |               |            |  |             |                |  |
| Criminal Justice/Safety Studies (43.0104)                               | 17            | 71%        | \$24,691   | 70%         | \$27,961       |  |
| <b>LIBERAL ARTS &amp; SCI., GEN. STUDIES</b>                            |               |            |  |             |                |  |
| Liberal Arts and Sciences/Liberal Studies (24.0101)                     | 85            | 61%        | \$15,640   | 43%         | \$23,925       |  |
| <b>MULTI/INTERDISCIPLINARY STUDIES</b>                                  |               |            |  |             |                |  |
| Multi-/Interdisciplinary Studies, Other (30.9999)                       | 42            | 64%        | \$14,222   | 34%         | \$21,503       |  |
| <b>PERSONAL &amp; CULINARY SERVICES</b>                                 |               |            |  |             |                |  |
| Culinary Arts and Related Services, Other (12.0599)                     | 12            | 83%        | \$12,472   | 45%         | \$18,135       |  |



# Phillips Community College of the U A - 2018 Economic Security Report

| Certificates of Proficiency  | 2015 and 2016 |            | 2016 and 2017 First Year Employment Reported in Arkansas |             |                |  |
|--|---------------|------------|--|-------------|----------------|--|
|  | Graduates     | % Employed | Average  | % Full-Time | Full-Time Avg. |  |
| ALL AREAS OF STUDY   | 224           | 73%        | \$9,351  | 21%         | \$26,566       |  |
| <b>HEALTH PROFESSIONS</b>  |               |            |  |             |                |  |
| Health Information/Medical Records Technology/Technician (51.0707) | 15            | 87%        | \$21,790   | 50%         | \$31,524       |  |
| Nursing Assistant/Aide and Patient Care Assistant/Aide (51.3902)   | 12            | 83%        | \$13,297   | 38%         | \$18,029       |  |
| <b>PRECISION PRODUCTION</b>  |               |            |  |             |                |  |
| Welding Technology/Welder (48.0508)                                | 21            | 76%        | \$17,318   | 38%         | \$27,340       |  |

| Technical Certificates                                 | 2015 and 2016 |            | 2016 and 2017 First Year Employment Reported in Arkansas |             |                |  |
|--|---------------|------------|--|-------------|----------------|--|
|  | Graduates     | % Employed | Average  | % Full-Time | Full-Time Avg. |  |
| ALL AREAS OF STUDY                                     | 76            | 72%        | \$22,516   | 50%         | \$30,871       |  |
| <b>HEALTH PROFESSIONS</b>                              |               |            |  |             |                |  |
| Licensed Practical/Vocational Nurse Training (51.3901) | 20            | 80%        | \$34,166   | 65%         | \$37,063       |  |
| Phlebotomy Technician/Phlebotomist (51.1009)           | 21            | 81%        | \$14,977   | 60%         | \$22,022       |  |
| <b>PRECISION PRODUCTION</b>                            |               |            |  |             |                |  |
| Welding Technology/Welder (48.0508)                    | 15            | 87%        | \$25,097   | 69%         | \$30,620       |  |

# Phillips Community College of the U A - 2018 Economic Security Report

| Associate Degrees   | 2015 and 2016 |            | 2016 and 2017 First Year Employment Reported in Arkansas |             |                |  |
|---|---------------|------------|--|-------------|----------------|--|
|   | Graduates     | % Employed | Average  | % Full-Time | Full-Time Avg. |  |
| ALL AREAS OF STUDY  | 268           | 72%        | \$21,426   | 50%         | \$33,279       |  |
| <b>BUSINESS, MANAGEMENT &amp; MARKETING</b>                         |               |            |  |             |                |  |
| Administrative Assistant and Secretarial Science, General (52.0401) | 17            | 65%        | \$13,466   | 36%         | \$20,840       |  |
| <b>EDUCATION</b>  |               |            |  |             |                |  |
| Early Childhood Education and Teaching (13.1210)                    | 14            | 93%        | \$19,297   | 90%         | \$21,377       |  |
| <b>HEALTH PROFESSIONS</b>   |               |            |  |             |                |  |
| Clinical/Medical Laboratory Technician (51.1004)                    | 13            | 62%        | \$28,594   | 64%         | \$31,308       |  |
| Registered Nursing/Registered Nurse (51.3801)                       | 36            | 56%        | \$47,297   | 48%         | \$53,821       |  |
| <b>LIBERAL ARTS &amp; SCI., GEN. STUDIES</b>                        |               |            |  |             |                |  |
| Liberal Arts and Sciences/Liberal Studies (24.0101)                 | 149           | 76%        | \$16,118   | 43%         | \$29,912       |  |
| <b>PUBLIC ADMIN. &amp; SOCIAL SERVICE</b>                           |               |            |  |             |                |  |
| Social Work (44.0701)   | 13            | 77%        | \$23,083   | 71%         | \$22,876       |  |

# South Arkansas Community College - 2018 Economic Security Report

| Certificates of Proficiency  | 2015 and 2016 |            | 2016 and 2017 First Year Employment Reported in Arkansas |             |                |  |
|--|---------------|------------|--|-------------|----------------|--|
|  | Graduates     | % Employed | Average  | % Full-Time | Full-Time Avg. |  |
| ALL AREAS OF STUDY   | 199           | 68%        | \$16,907   | 37%         | \$32,549       |  |
| <b>HEALTH PROFESSIONS</b>  |               |            |  |             |                |  |
| Emergency Medical Technology/Technician (EMT Paramedic)<br>(51.0904) | 13            | 62%        | \$30,128   | 63%         | \$38,594       |  |
| Phlebotomy Technician/Phlebotomist (51.1009)                         | 19            | 63%        | \$14,986   | 38%         | \$21,165       |  |
| <b>MECHANIC &amp; REPAIR TECHNOLOGIES</b>                            |               |            |  |             |                |  |
| Automobile/Automotive Mechanics Technology/Technician<br>(47.0604)   | 17            | 59%        | \$16,916   | 44%         | \$22,461       |  |
| <b>PRECISION PRODUCTION</b>  |               |            |  |             |                |  |
| Welding Technology/Welder (48.0508)                                  | 78            | 73%        | \$18,866   | 37%         | \$34,702       |  |

| Technical Certificates   | 2015 and 2016 |            | 2016 and 2017 First Year Employment Reported in Arkansas |             |                |  |
|--|---------------|------------|--|-------------|----------------|--|
|  | Graduates     | % Employed | Average  | % Full-Time | Full-Time Avg. |  |
| ALL AREAS OF STUDY   | 273           | 71%        | \$24,010   | 55%         | \$36,179       |  |
| <b>HEALTH PROFESSIONS</b>  |               |            |  |             |                |  |
| Emergency Medical Technology/Technician (EMT Paramedic)<br>(51.0904) | 32            | 91%        | \$49,218   | 83%         | \$51,688       |  |
| HEALTH PROFESSIONS AND RELATED PROGRAMS (51.0000)                    | 112           | 67%        | \$16,811   | 50%         | \$27,538       |  |
| Licensed Practical/Vocational Nurse Training (51.3901)               | 52            | 83%        | \$26,852   | 71%         | \$31,907       |  |
| Medical Insurance Coding Specialist/Coder (51.0713)                  | 13            | 54%        | \$16,580   | 27%         | \$29,236       |  |

# South Arkansas Community College - 2018 Economic Security Report

| Associate Degrees  | 2015 and 2016 |            | 2016 and 2017 First Year Employment Reported in Arkansas |             |                |  |
|--|---------------|------------|--|-------------|----------------|--|
|  | Graduates     | % Employed | Average  | % Full-Time | Full-Time Avg. |  |
| ALL AREAS OF STUDY   | 323           | 76%        | \$34,274   | 59%         | \$45,239       |  |
| <b>BUSINESS, MANAGEMENT &amp; MARKETING</b>                                    |               |            |  |             |                |  |
| Business, Management, Marketing, and Related Support Services, Other (52.9999) | 15            | 73%        | \$34,645   | 64%         | \$45,121       |  |
| <b>EDUCATION</b>   |               |            |  |             |                |  |
| Early Childhood Education and Teaching (13.1210)                               | 16            | 88%        | \$18,820   | 57%         | \$23,160       |  |
| <b>HEALTH PROFESSIONS</b>  |               |            |  |             |                |  |
| Medical Radiologic Technology/Science - Radiation Therapist (51.0907)          | 13            | 92%        | \$28,281   | 77%         | \$33,005       |  |
| Occupational Therapist Assistant (51.0803)                                     | 24            | 83%        | \$39,811   | 58%         | \$52,681       |  |
| Physical Therapy Technician/Assistant (51.0806)                                | 34            | 82%        | \$48,072   | 68%         | \$53,205       |  |
| Registered Nursing/Registered Nurse (51.3801)                                  | 57            | 63%        | \$52,142   | 57%         | \$54,660       |  |
| Surgical Technology/Technologist (51.0909)                                     | 12            | 83%        | \$21,370   | 55%         | \$30,524       |  |
| <b>LAW ENFORCEMENT &amp; PROTECTIVE SERV.</b>                                  |               |            |  |             |                |  |
| Criminal Justice/Police Science (43.0107)                                      | 19            | 89%        | \$22,049   | 57%         | \$31,311       |  |
| <b>LIBERAL ARTS &amp; SCI., GEN. STUDIES</b>                                   |               |            |  |             |                |  |
| General Studies (24.0102)  | 72            | 72%        | \$23,415   | 50%         | \$38,891       |  |
| <b>SCIENCE TECHNOLOGIES</b>  |               |            |  |             |                |  |
| Chemical Technology/Technician (41.0301)                                       | 18            | 83%        | \$40,676   | 60%         | \$56,442       |  |

# Southeast Arkansas College - 2018 Economic Security Report

| Certificates of Proficiency  | 2015 and 2016 |            | 2016 and 2017 First Year Employment Reported in Arkansas |             |                |  |
|--|---------------|------------|--|-------------|----------------|--|
|  | Graduates     | % Employed | Average  | % Full-Time | Full-Time Avg. |  |
| ALL AREAS OF STUDY   | 178           | 82%        | \$17,234   | 44%         | \$28,555       |  |
| <b>HEALTH PROFESSIONS</b>  |               |            |  |             |                |  |
| Emergency Medical Technology/Technician (EMT Paramedic)<br>(51.0904) | 24            | 92%        | \$22,343   | 56%         | \$33,155       |  |
| Nursing Assistant/Aide and Patient Care Assistant/Aide (51.3902)     | 108           | 81%        | \$15,312   | 42%         | \$21,089       |  |
| <b>PRECISION PRODUCTION</b>  |               |            |  |             |                |  |
| Welding Technology/Welder (48.0508)                                  | 19            | 84%        | \$22,970   | 54%         | \$36,038       |  |

| Technical Certificates                                 | 2015 and 2016 |            | 2016 and 2017 First Year Employment Reported in Arkansas |             |                |  |
|--|---------------|------------|--|-------------|----------------|--|
|  | Graduates     | % Employed | Average  | % Full-Time | Full-Time Avg. |  |
| ALL AREAS OF STUDY                                     | 77            | 87%        | \$28,304   | 67%         | \$34,801       |  |
| <b>HEALTH PROFESSIONS</b>                              |               |            |  |             |                |  |
| HEALTH PROFESSIONS AND RELATED PROGRAMS (51.0000)      | 18            | 94%        | \$20,367   | 73%         | \$27,707       |  |
| Licensed Practical/Vocational Nurse Training (51.3901) | 15            | 100%       | \$33,373   | 89%         | \$36,208       |  |

# Southeast Arkansas College - 2018 Economic Security Report

| Associate Degrees   | 2015 and 2016 |            | 2016 and 2017 First Year Employment Reported in Arkansas |             |                |  |
|---|---------------|------------|--|-------------|----------------|--|
|   | Graduates     | % Employed | Average  | % Full-Time | Full-Time Avg. |  |
| ALL AREAS OF STUDY  | 373           | 79%        | \$27,843   | 62%         | \$38,065       |  |
| <b>BUSINESS, MANAGEMENT &amp; MARKETING</b>                           |               |            |  |             |                |  |
| Business/Commerce, General (52.0101)                                  | 47            | 74%        | \$19,196   | 38%         | \$35,968       |  |
| <b>COMPUTER &amp; INFORMATION SCIENCES</b>                            |               |            |  |             |                |  |
| Computer Systems Networking and Telecommunications (11.0901)          | 30            | 60%        | \$25,589   | 65%         | \$27,562       |  |
| <b>FAMILY &amp; CONSUMER SCIENCES</b>                                 |               |            |  |             |                |  |
| Child Care Provider/Assistant (19.0709)                               | 19            | 84%        | \$17,960   | 50%         | \$25,094       |  |
| <b>HEALTH PROFESSIONS</b>   |               |            |  |             |                |  |
| Medical Radiologic Technology/Science - Radiation Therapist (51.0907) | 22            | 91%        | \$38,153   | 80%         | \$39,773       |  |
| Registered Nursing/Registered Nurse (51.3801)                         | 53            | 96%        | \$46,106   | 81%         | \$48,874       |  |
| Respiratory Care Therapy/Therapist (51.0908)                          | 13            | 92%        | \$36,295   | 75%         | \$42,617       |  |
| Surgical Technology/Technologist (51.0909)                            | 24            | 75%        | \$36,657   | 75%         | \$38,611       |  |
| <b>LAW ENFORCEMENT &amp; PROTECTIVE SERV.</b>                         |               |            |  |             |                |  |
| Criminal Justice/Safety Studies (43.0104)                             | 23            | 70%        | \$24,503   | 44%         | \$27,755       |  |
| <b>LIBERAL ARTS &amp; SCI., GEN. STUDIES</b>                          |               |            |  |             |                |  |
| General Studies (24.0102)   | 67            | 76%        | \$18,785   | 54%         | \$28,437       |  |
| Liberal Arts and Sciences/Liberal Studies (24.0101)                   | 48            | 69%        | \$13,930   | 30%         | \$23,694       |  |
| <b>MULTI/INTERDISCIPLINARY STUDIES</b>                                |               |            |  |             |                |  |
| Multi-/Interdisciplinary Studies, Other (30.9999)                     | 11            | 91%        | \$35,161   | 83%         | \$43,883       |  |

# Southern Arkansas University - Magnolia - 2018 Economic Security Report

| Associate Degrees                             | 2015 and 2016 | 2016 and 2017 First Year Employment Reported in Arkansas |          |             |                |
|---|---------------|--|----------|-------------|----------------|
|   | Graduates     | % Employed   | Average  | % Full-Time | Full-Time Avg. |
| ALL AREAS OF STUDY                            | 96            | 47%  | \$26,566 | 26%         | \$41,676       |
| <b>HEALTH PROFESSIONS</b>                     |               |  |          |             |                |
| Registered Nursing/Registered Nurse (51.3801) | 43            | 30%  | \$41,137 | 17%         | \$52,654       |
| <b>LIBERAL ARTS &amp; SCI., GEN. STUDIES</b>  |               |  |          |             |                |
| General Studies (24.0102)                     | 43            | 63%  | \$21,451 | 42%         | \$34,900       |

# Southern Arkansas University - Magnolia - 2018 Economic Security Report

| Baccalaureate Degrees                                   | 2015 and 2016 |            | 2016 and 2017 First Year Employment Reported in Arkansas |             |                |  |
|---|---------------|------------|--|-------------|----------------|--|
|   | Graduates     | % Employed | Average  | % Full-Time | Full-Time Avg. |  |
| ALL AREAS OF STUDY                                      | 846           | 62%        | \$29,862   | 45%         | \$38,766       |  |
| <b>AGRICULTURE</b>                                      |               |            |  |             |                |  |
| Agricultural Business and Management, General (01.0101) | 49            | 71%        | \$35,791   | 57%         | \$44,763       |  |
| <b>BIOLOGICAL &amp; BIOMEDICAL SCIENCES</b>             |               |            |  |             |                |  |
| Biology/Biological Sciences, General (26.0101)          | 59            | 51%        | \$13,388   | 19%         | \$30,083       |  |
| <b>BUSINESS, MANAGEMENT &amp; MARKETING</b>             |               |            |  |             |                |  |
| Accounting (52.0301)                                    | 32            | 75%        | \$29,751   | 64%         | \$35,658       |  |
| Business/Commerce, General (52.0101)                    | 129           | 55%        | \$32,111   | 34%         | \$42,854       |  |
| <b>COMMUNICATION &amp; JOURNALISM</b>                   |               |            |  |             |                |  |
| Journalism (09.0401)                                    | 19            | 47%        | \$16,869   | 20%         | \$25,909       |  |
| <b>COMPUTER &amp; INFORMATION SCIENCES</b>              |               |            |  |             |                |  |
| Computer and Information Sciences, General (11.0101)    | 12            | 42%        | \$33,192   | 36%         | \$37,090       |  |
| <b>EDUCATION</b>  |               |            |  |             |                |  |
| Early Childhood Education and Teaching (13.1210)        | 68            | 91%        | \$32,245   | 81%         | \$34,718       |  |
| Physical Education Teaching and Coaching (13.1314)      | 18            | 83%        | \$35,902   | 75%         | \$39,673       |  |
| <b>HEALTH PROFESSIONS</b>                               |               |            |  |             |                |  |
| Registered Nursing/Registered Nurse (51.3801)           | 89            | 65%        | \$45,586   | 53%         | \$51,805       |  |
| <b>LAW ENFORCEMENT &amp; PROTECTIVE SERV.</b>           |               |            |  |             |                |  |
| Criminal Justice/Safety Studies (43.0104)               | 53            | 70%        | \$27,134   | 59%         | \$31,262       |  |
| <b>LIBERAL ARTS &amp; SCI., GEN. STUDIES</b>            |               |            |  |             |                |  |
| General Studies (24.0102)                               | 48            | 54%        | \$20,684   | 30%         | \$31,242       |  |
| <b>PARKS, RECREATION, LEISURE &amp; FITNESS</b>         |               |            |  |             |                |  |
| Kinesiology and Exercise Science (31.0505)              | 32            | 41%        | \$20,981   | 20%         | \$26,267       |  |
| <b>PHYSICAL SCIENCES</b>                                |               |            |  |             |                |  |
| Physics, Other (40.0899)                                | 29            | 69%        | \$57,458   | 68%         | \$58,174       |  |
| <b>PSYCHOLOGY</b>                                       |               |            |  |             |                |  |
| Psychology, General (42.0101)                           | 63            | 63%        | \$18,512   | 34%         | \$27,624       |  |



# Southern Arkansas University - Magnolia - 2018 Economic Security Report

| Baccalaureate Degrees                     | 2015 and 2016 | 2016 and 2017 First Year Employment Reported in Arkansas |          |             |                |
|---|---------------|--|----------|-------------|----------------|
|   | Graduates     | % Employed   | Average  | % Full-Time | Full-Time Avg. |
| <b>PUBLIC ADMIN. &amp; SOCIAL SERVICE</b> |               |  |          |             |                |
| Social Work (44.0701)                     | 27            | 56%  | \$23,510 | 39%         | \$30,187       |
| <b>VISUAL &amp; PERFORMING ARTS</b>       |               |  |          |             |                |
| Fine/Studio Arts, General (50.0702)       | 18            | 50%  | \$13,061 | 18%         | \$18,787       |

| Master's Degrees   | 2015 and 2016 | 2016 and 2017 First Year Employment Reported in Arkansas |          |             |                |
|--|---------------|--|----------|-------------|----------------|
|  | Graduates     | % Employed   | Average  | % Full-Time | Full-Time Avg. |
| ALL AREAS OF STUDY   | 432           | 53%  | \$45,450 | 45%         | \$48,576       |
| <b>AGRICULTURE</b>   |               |  |          |             |                |
| AGRICULTURE, AGRICULTURE OPERATIONS, AND RELATED SCIENCES (01.0000)                          | 14            | 79%  | \$42,300 | 64%         | \$46,881       |
| <b>BUSINESS, MANAGEMENT &amp; MARKETING</b>  |               |  |          |             |                |
| Business Administration and Management, General (52.0201)                                    | 62            | 74%  | \$56,366 | 65%         | \$62,721       |
| <b>COMPUTER &amp; INFORMATION SCIENCES</b>   |               |  |          |             |                |
| Computer and Information Sciences, General (11.0101)   | 155           | 5%   | \$50,748 | 3%          | \$57,818       |
| <b>EDUCATION</b>   |               |  |          |             |                |
| Counselor Education/School Counseling and Guidance Services (13.1101)                        | 14            | 79%  | \$34,020 | 58%         | \$40,024       |
| Educational/Instructional Technology (13.0501)   | 20            | 100%   | \$46,943 | 94%         | \$47,762       |
| Elementary Education and Teaching (13.1202)  | 20            | 85%  | \$39,123 | 80%         | \$41,288       |
| Secondary Education and Teaching (13.1205)   | 14            | 64%  | \$45,291 | 54%         | \$47,300       |
| Student Counseling and Personnel Services, Other (13.1199)                                   | 27            | 89%  | \$42,271 | 80%         | \$44,884       |
| Teacher Education and Professional Development, Specific Levels and Methods, Other (13.1299) | 56            | 93%  | \$41,282 | 88%         | \$41,371       |
| <b>PARKS, RECREATION, LEISURE &amp; FITNESS</b>  |               |  |          |             |                |
| Health and Physical Education/Fitness, General (31.0501)                                     | 27            | 33%  | \$41,675 | 24%         | \$52,743       |
| <b>PUBLIC ADMIN. &amp; SOCIAL SERVICE</b>  |               |  |          |             |                |
| Public Administration (44.0401)  | 13            | 85%  | \$42,550 | 73%         | \$42,268       |

# Southern Arkansas University - Tech - 2018 Economic Security Report

| Certificates of Proficiency                                      | 2015 and 2016 |            | 2016 and 2017 First Year Employment Reported in Arkansas |             |                |  |
|--|---------------|------------|--|-------------|----------------|--|
|  | Graduates     | % Employed | Average  | % Full-Time | Full-Time Avg. |  |
| ALL AREAS OF STUDY   | 401           | 80%        | \$18,638   | 47%         | \$33,088       |  |
| <b>FAMILY &amp; CONSUMER SCIENCES</b>                            |               |            |  |             |                |  |
| Child Care Provider/Assistant (19.0709)                          | 19            | 95%        | \$14,258   | 50%         | \$16,987       |  |
| <b>HEALTH PROFESSIONS</b>  |               |            |  |             |                |  |
| HEALTH PROFESSIONS AND RELATED PROGRAMS (51.0000)                | 85            | 74%        | \$7,195  | 28%         | \$16,940       |  |
| Nursing Assistant/Aide and Patient Care Assistant/Aide (51.3902) | 109           | 72%        | \$8,515  | 21%         | \$19,600       |  |
| <b>LAW ENFORCEMENT &amp; PROTECTIVE SERV.</b>                    |               |            |  |             |                |  |
| Fire Science/Fire-fighting (43.0203)                             | 115           | 91%        | \$35,298   | 74%         | \$38,508       |  |
| <b>PRECISION PRODUCTION</b>                                      |               |            |  |             |                |  |
| Welding Technology/Welder (48.0508)                              | 39            | 79%        | \$20,992   | 42%         | \$34,039       |  |

| Technical Certificates   | 2015 and 2016 |            | 2016 and 2017 First Year Employment Reported in Arkansas |             |                |  |
|--|---------------|------------|--|-------------|----------------|--|
|  | Graduates     | % Employed | Average  | % Full-Time | Full-Time Avg. |  |
| ALL AREAS OF STUDY   | 540           | 91%        | \$32,215   | 76%         | \$36,684       |  |
| <b>HEALTH PROFESSIONS</b>  |               |            |  |             |                |  |
| Licensed Practical/Vocational Nurse Training (51.3901)                         | 27            | 93%        | \$33,082   | 85%         | \$34,385       |  |
| <b>LAW ENFORCEMENT &amp; PROTECTIVE SERV.</b>                                  |               |            |  |             |                |  |
| Criminal Justice/Police Science (43.0107)                                      | 417           | 95%        | \$33,105   | 80%         | \$36,714       |  |
| <b>MECHANIC &amp; REPAIR TECHNOLOGIES</b>                                      |               |            |  |             |                |  |
| Airframe Mechanics and Aircraft Maintenance<br>Technology/Technician (47.0607) | 22            | 36%        | \$19,550   | 24%         | \$23,604       |  |
| <b>NATURAL RESOURCES &amp; CONSERVATION</b>                                    |               |            |  |             |                |  |
| Natural Resources Management and Policy, Other (03.0299)                       | 17            | 100%       | \$43,781   | 94%         | \$44,685       |  |
| <b>PRECISION PRODUCTION</b>  |               |            |  |             |                |  |
| Welding Technology/Welder (48.0508)  | 33            | 88%        | \$26,158   | 50%         | \$37,270       |  |

# Southern Arkansas University - Tech - 2018 Economic Security Report

| Associate Degrees  | 2015 and 2016 |            | 2016 and 2017 First Year Employment Reported in Arkansas |             |                |  |
|--|---------------|------------|--|-------------|----------------|--|
|  | Graduates     | % Employed | Average  | % Full-Time | Full-Time Avg. |  |
| ALL AREAS OF STUDY   | 251           | 83%        | \$25,852   | 55%         | \$38,394       |  |
| <b>BUSINESS, MANAGEMENT &amp; MARKETING</b>                          |               |            |  |             |                |  |
| Business Administration and Management, General (52.0201)            | 20            | 65%        | \$24,326   | 38%         | \$36,247       |  |
| Office Management and Supervision (52.0204)                          | 14            | 93%        | \$16,320   | 50%         | \$26,065       |  |
| <b>COMPUTER &amp; INFORMATION SCIENCES</b>                           |               |            |  |             |                |  |
| Computer Software and Media Applications, Other (11.0899)            | 23            | 78%        | \$18,772   | 53%         | \$29,781       |  |
| <b>LIBERAL ARTS &amp; SCI., GEN. STUDIES</b>                         |               |            |  |             |                |  |
| General Studies (24.0102)  | 31            | 71%        | \$14,356   | 38%         | \$26,898       |  |
| <b>MECHANIC &amp; REPAIR TECHNOLOGIES</b>                            |               |            |  |             |                |  |
| Heavy/Industrial Equipment Maintenance Technologies, Other (47.0399) | 29            | 83%        | \$35,923   | 75%         | \$43,676       |  |
| <b>MULTI/INTERDISCIPLINARY STUDIES</b>                               |               |            |  |             |                |  |
| Multi-/Interdisciplinary Studies, Other (30.9999)                    | 97            | 89%        | \$25,433   | 52%         | \$40,758       |  |

# U A Community College at Batesville - 2018 Economic Security Report

| Certificates of Proficiency                                       | 2015 and 2016 |            | 2016 and 2017 First Year Employment Reported in Arkansas |             |                |  |
|---|---------------|------------|--|-------------|----------------|--|
|   | Graduates     | % Employed | Average  | % Full-Time | Full-Time Avg. |  |
| ALL AREAS OF STUDY  | 204           | 85%        | \$16,296   | 53%         | \$24,415       |  |
| <b>EDUCATION</b>  |               |            |  |             |                |  |
| Early Childhood Education and Teaching (13.1210)                  | 13            | 92%        | \$14,513   | 89%         | \$16,315       |  |
| <b>HEALTH PROFESSIONS</b>   |               |            |  |             |                |  |
| Emergency Medical Technology/Technician (EMT Paramedic) (51.0904) | 28            | 89%        | \$19,776   | 62%         | \$26,049       |  |
| Nursing Assistant/Aide and Patient Care Assistant/Aide (51.3902)  | 121           | 83%        | \$12,991   | 37%         | \$20,881       |  |
| <b>PRECISION PRODUCTION</b>                                       |               |            |  |             |                |  |
| Welding Technology/Welder (48.0508)                               | 30            | 90%        | \$24,770   | 65%         | \$32,127       |  |

| Technical Certificates                                 | 2015 and 2016 |            | 2016 and 2017 First Year Employment Reported in Arkansas |             |                |  |
|--|---------------|------------|--|-------------|----------------|--|
|  | Graduates     | % Employed | Average  | % Full-Time | Full-Time Avg. |  |
| ALL AREAS OF STUDY                                     | 81            | 73%        | \$25,095   | 50%         | \$30,613       |  |
| <b>HEALTH PROFESSIONS</b>                              |               |            |  |             |                |  |
| Licensed Practical/Vocational Nurse Training (51.3901) | 45            | 78%        | \$28,512   | 63%         | \$30,393       |  |

# U A Community College at Batesville - 2018 Economic Security Report

| Associate Degrees   | 2015 and 2016 |            | 2016 and 2017 First Year Employment Reported in Arkansas |             |                |  |
|---|---------------|------------|--|-------------|----------------|--|
|   | Graduates     | % Employed | Average  | % Full-Time | Full-Time Avg. |  |
| ALL AREAS OF STUDY  | 397           | 85%        | \$27,962   | 69%         | \$39,968       |  |
| <b>BUSINESS, MANAGEMENT &amp; MARKETING</b>                                 |               |            |  |             |                |  |
| Business/Commerce, General (52.0101)  | 46            | 80%        | \$21,120   | 62%         | \$28,284       |  |
| <b>EDUCATION</b>  |               |            |  |             |                |  |
| Early Childhood Education and Teaching (13.1210)                            | 14            | 93%        | \$16,217   | 67%         | \$20,478       |  |
| <b>HEALTH PROFESSIONS</b>   |               |            |  |             |                |  |
| Registered Nursing/Registered Nurse (51.3801)                               | 131           | 95%        | \$46,551   | 84%         | \$49,307       |  |
| <b>LIBERAL ARTS &amp; SCI., GEN. STUDIES</b>                                |               |            |  |             |                |  |
| Liberal Arts and Sciences/Liberal Studies (24.0101)                         | 172           | 78%        | \$14,695   | 49%         | \$25,218       |  |
| <b>MECHANIC &amp; REPAIR TECHNOLOGIES</b>                                   |               |            |  |             |                |  |
| Electrical/Electronics Equipment Installation and Repair, General (47.0101) | 13            | 92%        | \$33,005   | 64%         | \$43,976       |  |

# U A Community College at Hope - 2018 Economic Security Report

| Certificates of Proficiency                                      | 2015 and 2016 |            | 2016 and 2017 First Year Employment Reported in Arkansas |             |                |  |
|--|---------------|------------|--|-------------|----------------|--|
|  | Graduates     | % Employed | Average  | % Full-Time | Full-Time Avg. |  |
| ALL AREAS OF STUDY   | 179           | 76%        | \$15,939   | 39%         | \$24,183       |  |
| <b>FAMILY &amp; CONSUMER SCIENCES</b>                            |               |            |  |             |                |  |
| Child Care Provider/Assistant (19.0709)                          | 32            | 75%        | \$16,448   | 53%         | \$18,660       |  |
| <b>HEALTH PROFESSIONS</b>  |               |            |  |             |                |  |
| Emergency Care Attendant (EMT Ambulance) (51.0810)               | 29            | 76%        | \$20,846   | 42%         | \$28,059       |  |
| Nursing Assistant/Aide and Patient Care Assistant/Aide (51.3902) | 66            | 83%        | \$11,398   | 35%         | \$21,969       |  |
| <b>PRECISION PRODUCTION</b>                                      |               |            |  |             |                |  |
| Welding Technology/Welder (48.0508)                              | 18            | 78%        | \$18,892   | 31%         | \$23,541       |  |

| Technical Certificates   | 2015 and 2016 |            | 2016 and 2017 First Year Employment Reported in Arkansas |             |                |  |
|--|---------------|------------|--|-------------|----------------|--|
|  | Graduates     | % Employed | Average  | % Full-Time | Full-Time Avg. |  |
| ALL AREAS OF STUDY   | 149           | 71%        | \$21,058   | 45%         | \$32,988       |  |
| <b>LIBERAL ARTS &amp; SCI., GEN. STUDIES</b>   |               |            |  |             |                |  |
| Liberal Arts and Sciences/Liberal Studies (24.0101)  | 51            | 67%        | \$17,007   | 48%         | \$31,484       |  |
| <b>MECHANIC &amp; REPAIR TECHNOLOGIES</b>  |               |            |  |             |                |  |
| Heating, Air Conditioning, Ventilation and Refrigeration Maintenance Technology/Technician (47.0201) | 12            | 67%        | \$20,955   | 50%         | \$26,478       |  |
| Industrial Electronics Technology/Technician (47.0105)   | 16            | 94%        | \$26,132   | 42%         | \$49,270       |  |

# U A Community College at Hope - 2018 Economic Security Report

| Associate Degrees  | 2015 and 2016 |            | 2016 and 2017 First Year Employment Reported in Arkansas |             |                |  |
|--|---------------|------------|--|-------------|----------------|--|
|  | Graduates     | % Employed | Average  | % Full-Time | Full-Time Avg. |  |
| ALL AREAS OF STUDY   | 328           | 66%        | \$24,391   | 41%         | \$37,170       |  |
| <b>BUSINESS, MANAGEMENT &amp; MARKETING</b>  |               |            |  |             |                |  |
| Business/Commerce, General (52.0101)   | 28            | 79%        | \$15,682   | 38%         | \$28,160       |  |
| <b>ENGINEERING TECHNOLOGY</b>  |               |            |  |             |                |  |
| Electrical, Electronic and Communications Engineering<br>Technology/Technician (15.0303) | 14            | 71%        | \$41,161   | 57%         | \$47,204       |  |
| <b>FAMILY &amp; CONSUMER SCIENCES</b>  |               |            |  |             |                |  |
| Child Care and Support Services Management (19.0708)                                     | 11            | 100%       | \$14,462   | 50%         | \$20,349       |  |
| <b>HEALTH PROFESSIONS</b>  |               |            |  |             |                |  |
| Medical Office Management/Administration (51.0705)                                       | 16            | 81%        | \$16,672   | 57%         | \$20,994       |  |
| Registered Nursing/Registered Nurse (51.3801)  | 39            | 44%        | \$47,843   | 37%         | \$54,582       |  |
| <b>LIBERAL ARTS &amp; SCI., GEN. STUDIES</b>   |               |            |  |             |                |  |
| General Studies (24.0102)  | 59            | 80%        | \$22,528   | 53%         | \$28,245       |  |
| Liberal Arts and Sciences/Liberal Studies (24.0101)                                      | 106           | 56%        | \$18,593   | 28%         | \$35,189       |  |
| <b>MULTI/INTERDISCIPLINARY STUDIES</b>   |               |            |  |             |                |  |
| Multi-/Interdisciplinary Studies, Other (30.9999)  | 17            | 82%        | \$37,387   | 59%         | \$47,515       |  |
| <b>PERSONAL &amp; CULINARY SERVICES</b>  |               |            |  |             |                |  |
| Funeral Service and Mortuary Science, General (12.0301)                                  | 18            | 56%        | \$34,621   | 31%         | \$47,911       |  |

# U A Community College at Morrilton - 2018 Economic Security Report

| Certificates of Proficiency  | 2015 and 2016 | 2016 and 2017 First Year Employment Reported in Arkansas |          |             |                |
|--|---------------|--|----------|-------------|----------------|
|  | Graduates     | % Employed   | Average  | % Full-Time | Full-Time Avg. |
| ALL AREAS OF STUDY   | 42            | 90%  | \$18,162 | 50%         | \$32,068       |
| <b>HEALTH PROFESSIONS</b>  |               |  |          |             |                |
| Emergency Medical Technology/Technician (EMT Paramedic)<br>(51.0904) | 14            | 93%  | \$18,381 | 67%         | \$29,044       |

| Technical Certificates                                 | 2015 and 2016 | 2016 and 2017 First Year Employment Reported in Arkansas |          |             |                |
|--|---------------|--|----------|-------------|----------------|
|  | Graduates     | % Employed   | Average  | % Full-Time | Full-Time Avg. |
| ALL AREAS OF STUDY                                     | 76            | 83%  | \$28,761 | 61%         | \$36,280       |
| <b>HEALTH PROFESSIONS</b>                              |               |  |          |             |                |
| Licensed Practical/Vocational Nurse Training (51.3901) | 18            | 94%  | \$36,062 | 92%         | \$33,515       |
| <b>LIBERAL ARTS &amp; SCI., GEN. STUDIES</b>           |               |  |          |             |                |
| Liberal Arts and Sciences/Liberal Studies (24.0101)    | 15            | 80%  | \$15,048 | 45%         | \$25,999       |
| <b>PRECISION PRODUCTION</b>                            |               |  |          |             |                |
| Welding Technology/Welder (48.0508)                    | 18            | 83%  | \$32,161 | 56%         | \$40,049       |



# U A Community College at Morrilton - 2018 Economic Security Report

| Associate Degrees  | 2015 and 2016 |            | 2016 and 2017 First Year Employment Reported in Arkansas |             |                |  |
|--|---------------|------------|--|-------------|----------------|--|
|  | Graduates     | % Employed | Average  | % Full-Time | Full-Time Avg. |  |
| ALL AREAS OF STUDY   | 701           | 83%        | \$26,049   | 67%         | \$37,803       |  |
| <b>BUSINESS, MANAGEMENT &amp; MARKETING</b>  |               |            |  |             |                |  |
| Business/Commerce, General (52.0101)   | 65            | 78%        | \$18,460   | 56%         | \$24,917       |  |
| <b>ENGINEERING TECHNOLOGY</b>  |               |            |  |             |                |  |
| Computer Technology/Computer Systems Technology (15.1202)  | 22            | 86%        | \$26,785   | 67%         | \$30,126       |  |
| Drafting and Design Technology/Technician, General (15.1301)   | 14            | 93%        | \$29,859   | 77%         | \$35,573       |  |
| Petroleum Technology/Technician (15.0903)  | 68            | 84%        | \$30,963   | 69%         | \$41,716       |  |
| Surveying Technology/Surveying (15.1102)   | 18            | 83%        | \$29,777   | 77%         | \$38,928       |  |
| <b>FAMILY &amp; CONSUMER SCIENCES</b>  |               |            |  |             |                |  |
| Child Development (19.0706)  | 17            | 94%        | \$13,781   | 46%         | \$19,021       |  |
| <b>HEALTH PROFESSIONS</b>  |               |            |  |             |                |  |
| Registered Nursing/Registered Nurse (51.3801)  | 77            | 99%        | \$51,823   | 92%         | \$55,487       |  |
| <b>LIBERAL ARTS &amp; SCI., GEN. STUDIES</b>   |               |            |  |             |                |  |
| General Studies (24.0102)  | 86            | 87%        | \$27,789   | 73%         | \$35,122       |  |
| Liberal Arts and Sciences/Liberal Studies (24.0101)  | 271           | 78%        | \$17,277   | 55%         | \$31,006       |  |
| <b>MECHANIC &amp; REPAIR TECHNOLOGIES</b>  |               |            |  |             |                |  |
| Automobile/Automotive Mechanics Technology/Technician (47.0604)                                      | 17            | 88%        | \$24,656   | 75%         | \$28,171       |  |
| Heating, Air Conditioning, Ventilation and Refrigeration Maintenance Technology/Technician (47.0201) | 20            | 75%        | \$33,259   | 71%         | \$34,142       |  |

# University of Arkansas Fayetteville - 2018 Economic Security Report

| Baccalaureate Degrees                       | 2015 and 2016   |           | 2016 and 2017 First Year Employment Reported in Arkansas |          |             |                |
|---|---|-----------|--|----------|-------------|----------------|
|   |   | Graduates | % Employed   | Average  | % Full-Time | Full-Time Avg. |
|   | ALL AREAS OF STUDY  | 8,148     | 49%  | \$31,692 | 34%         | \$42,793       |
| <b>AGRICULTURE</b>                          |   |           |  |          |             |                |
|   | Agribusiness/Agricultural Business Operations (01.0102)     | 109       | 67%  | \$32,144 | 51%         | \$42,109       |
|   | Agricultural and Extension Education Services (01.0801)     | 41        | 68%  | \$30,137 | 50%         | \$36,827       |
|   | Agronomy and Crop Science (01.1102)                         | 25        | 48%  | \$24,207 | 30%         | \$34,078       |
|   | Animal Sciences, General (01.0901)                          | 109       | 71%  | \$25,519 | 46%         | \$35,941       |
|   | Food Science (01.1001)                                      | 28        | 57%  | \$47,697 | 52%         | \$52,506       |
|   | Ornamental Horticulture (01.0603)                           | 31        | 61%  | \$24,076 | 37%         | \$38,667       |
|   | Poultry Science (01.0907)                                   | 35        | 60%  | \$33,656 | 45%         | \$45,317       |
| <b>ARCHITECTURE</b>                         |   |           |  |          |             |                |
|   | Architecture (04.0201)                                      | 114       | 41%  | \$35,343 | 31%         | \$42,247       |
|   | Landscape Architecture (04.0601)                            | 26        | 31%  | \$35,181 | 20%         | \$43,911       |
| <b>BIOLOGICAL &amp; BIOMEDICAL SCIENCES</b> |   |           |  |          |             |                |
|   | Biology/Biological Sciences, General (26.0101)              | 384       | 44%  | \$16,633 | 20%         | \$30,382       |
| <b>BUSINESS, MANAGEMENT &amp; MARKETING</b> |   |           |  |          |             |                |
|   | Accounting (52.0301)  | 168       | 51%  | \$37,554 | 40%         | \$44,002       |
|   | Business Administration and Management, General (52.0201)   | 232       | 44%  | \$36,596 | 31%         | \$47,059       |
|   | Business/Commerce, General (52.0101)                        | 15        | 67%  | \$51,829 | 67%         | \$51,829       |
|   | Business/Managerial Economics (52.0601)                     | 60        | 48%  | \$34,664 | 30%         | \$45,748       |
|   | Finance, General (52.0801)                                  | 400       | 36%  | \$40,516 | 26%         | \$49,317       |
|   | Human Resources Development (52.1005)                       | 73        | 68%  | \$39,496 | 50%         | \$46,052       |
|   | International Business/Trade/Commerce (52.1101)             | 65        | 46%  | \$39,093 | 34%         | \$47,769       |
|   | Logistics, Materials, and Supply Chain Management (52.0203) | 243       | 51%  | \$46,493 | 41%         | \$53,322       |
|   | Management Science (52.1301)                                | 117       | 46%  | \$44,260 | 36%         | \$51,461       |
|   | Marketing/Marketing Management, General (52.1401)           | 398       | 46%  | \$41,412 | 35%         | \$48,238       |
|   | Retail Management (52.0212)                                 | 31        | 61%  | \$36,050 | 47%         | \$41,298       |
| <b>COMMUNICATION &amp; JOURNALISM</b>       |   |           |  |          |             |                |
|   | Journalism (09.0401)  | 329       | 42%  | \$26,916 | 29%         | \$35,264       |

# University of Arkansas Fayetteville - 2018 Economic Security Report

| Baccalaureate Degrees                                     | 2015 and 2016 | 2016 and 2017 First Year Employment Reported in Arkansas |          |             |                |
|---|---------------|--|----------|-------------|----------------|
|   | Graduates     | % Employed   | Average  | % Full-Time | Full-Time Avg. |
| Speech Communication and Rhetoric (09.0101)               | 267           | 41%  | \$27,334 | 24%         | \$39,755       |
| <b>COMPUTER &amp; INFORMATION SCIENCES</b>                |               |  |          |             |                |
| Computer and Information Sciences, General (11.0101)      | 118           | 53%  | \$50,494 | 48%         | \$58,102       |
| <b>EDUCATION</b>  |               |  |          |             |                |
| Education, General (13.0101)                              | 72            | 56%  | \$18,048 | 33%         | \$25,726       |
| Kindergarten/Preschool Education and Teaching (13.1209)   | 86            | 72%  | \$34,149 | 57%         | \$40,104       |
| Technical Teacher Education (13.1319)                     | 41            | 80%  | \$34,201 | 64%         | \$38,890       |
| <b>ENGINEERING</b>  |               |  |          |             |                |
| Bioengineering and Biomedical Engineering (14.0501)       | 90            | 31%  | \$16,279 | 13%         | \$29,908       |
| Biological/Biosystems Engineering (14.4501)               | 38            | 45%  | \$32,983 | 31%         | \$47,926       |
| Chemical Engineering (14.0701)                            | 99            | 28%  | \$58,486 | 23%         | \$65,876       |
| Civil Engineering, General (14.0801)                      | 113           | 50%  | \$51,012 | 47%         | \$57,649       |
| Computer Engineering, General (14.0901)                   | 46            | 43%  | \$43,515 | 32%         | \$57,937       |
| Electrical and Electronics Engineering (14.1001)          | 90            | 34%  | \$48,691 | 30%         | \$57,509       |
| Industrial Engineering (14.3501)                          | 135           | 49%  | \$49,700 | 37%         | \$60,976       |
| Mechanical Engineering (14.1901)                          | 232           | 53%  | \$45,538 | 40%         | \$56,926       |
| <b>ENGLISH LANGUAGE &amp; LITERATURE</b>                  |               |  |          |             |                |
| English Language and Literature, General (23.0101)        | 180           | 55%  | \$20,840 | 32%         | \$32,581       |
| <b>ETHNIC &amp; CULTURAL STUDIES</b>                      |               |  |          |             |                |
| American/United States Studies/Civilization (05.0102)     | 11            | 64%  | \$18,416 | 40%         | \$26,745       |
| <b>FAMILY &amp; CONSUMER SCIENCES</b>                     |               |  |          |             |                |
| Apparel and Textiles, General (19.0901)                   | 107           | 47%  | \$32,030 | 35%         | \$39,426       |
| Foods, Nutrition, and Wellness Studies, General (19.0501) | 190           | 46%  | \$26,590 | 29%         | \$34,664       |
| Human Development and Family Studies, General (19.0701)   | 99            | 59%  | \$20,678 | 35%         | \$28,286       |
| <b>FOREIGN LANGUAGES &amp; LINGUISTICS</b>                |               |  |          |             |                |
| French Language and Literature (16.0901)                  | 15            | 67%  | \$26,219 | 54%         | \$29,238       |
| Spanish Language and Literature (16.0905)                 | 48            | 48%  | \$27,991 | 36%         | \$39,712       |

# University of Arkansas Fayetteville - 2018 Economic Security Report

| Baccalaureate Degrees   | 2015 and 2016 | 2016 and 2017 First Year Employment Reported in Arkansas |          |             |                |
|---|---------------|--|----------|-------------|----------------|
|   | Graduates     | % Employed   | Average  | % Full-Time | Full-Time Avg. |
| <b>HEALTH PROFESSIONS</b>   |               |  |          |             |                |
| Audiology/Audiologist and Speech-Language Pathology/Pathologist (51.0204) | 125           | 38%  | \$16,239 | 18%         | \$35,041       |
| Public Health, General (51.2201)  | 110           | 50%  | \$20,775 | 30%         | \$30,465       |
| Registered Nursing/Registered Nurse (51.3801)                             | 490           | 54%  | \$50,012 | 43%         | \$56,358       |
| <b>HISTORY</b>  |               |  |          |             |                |
| History, General (54.0101)  | 157           | 61%  | \$21,984 | 44%         | \$29,394       |
| <b>LAW ENFORCEMENT &amp; PROTECTIVE SERV.</b>                             |               |  |          |             |                |
| Criminal Justice/Safety Studies (43.0104)                                 | 133           | 61%  | \$27,688 | 47%         | \$34,040       |
| <b>MATHEMATICS &amp; STATISTICS</b>                                       |               |  |          |             |                |
| Mathematics, General (27.0101)  | 39            | 44%  | \$36,176 | 37%         | \$41,354       |
| <b>NATURAL RESOURCES &amp; CONSERVATION</b>                               |               |  |          |             |                |
| Environmental Science (03.0104)   | 48            | 44%  | \$18,447 | 28%         | \$31,262       |
| <b>PARKS, RECREATION, LEISURE &amp; FITNESS</b>                           |               |  |          |             |                |
| Health and Physical Education/Fitness, General (31.0501)                  | 391           | 45%  | \$21,987 | 27%         | \$33,405       |
| Parks, Recreation and Leisure Studies (31.0101)                           | 121           | 42%  | \$23,164 | 26%         | \$31,976       |
| <b>PHILOSOPHY &amp; RELIGIOUS STUDIES</b>                                 |               |  |          |             |                |
| Philosophy (38.0101)  | 26            | 54%  | \$15,306 | 17%         | \$25,557       |
| <b>PHYSICAL SCIENCES</b>  |               |  |          |             |                |
| Chemistry, General (40.0501)  | 120           | 37%  | \$13,198 | 15%         | \$31,643       |
| Geology/Earth Science, General (40.0601)                                  | 35            | 46%  | \$23,373 | 38%         | \$32,043       |
| Physics, General (40.0801)  | 58            | 33%  | \$28,081 | 16%         | \$40,594       |
| <b>PSYCHOLOGY</b>   |               |  |          |             |                |
| Psychology, General (42.0101)   | 254           | 54%  | \$19,926 | 31%         | \$28,694       |
| <b>PUBLIC ADMIN. &amp; SOCIAL SERVICE</b>                                 |               |  |          |             |                |
| Social Work (44.0701)   | 78            | 63%  | \$23,459 | 48%         | \$30,333       |
| <b>SOCIAL SCIENCES</b>  |               |  |          |             |                |
| Anthropology (45.0201)  | 82            | 57%  | \$18,873 | 38%         | \$25,981       |

Full-Time Employment requires Arkansas wages reported in all four quarters of the first year after graduation and total wages of at least \$13,260.

# University of Arkansas Fayetteville - 2018 Economic Security Report

| Baccalaureate Degrees                               | 2015 and 2016 | 2016 and 2017 First Year Employment Reported in Arkansas |          |             |                |
|---|---------------|--|----------|-------------|----------------|
|   | Graduates     | % Employed   | Average  | % Full-Time | Full-Time Avg. |
| Economics, General (45.0601)                        | 46            | 41%  | \$28,281 | 26%         | \$46,189       |
| Geography (45.0701)                                 | 21            | 71%  | \$41,566 | 37%         | \$81,906       |
| International Relations and Affairs (45.0901)       | 133           | 53%  | \$19,787 | 25%         | \$33,926       |
| Political Science and Government, General (45.1001) | 169           | 42%  | \$21,746 | 21%         | \$37,162       |
| Sociology (45.1101)                                 | 80            | 58%  | \$24,534 | 38%         | \$33,976       |
| <b>VISUAL &amp; PERFORMING ARTS</b>                 |               |  |          |             |                |
| Art/Art Studies, General (50.0701)                  | 114           | 64%  | \$24,166 | 43%         | \$30,415       |
| Drama and Dramatics/Theatre Arts, General (50.0501) | 34            | 56%  | \$16,176 | 39%         | \$22,063       |
| Interior Design (50.0408)                           | 31            | 23%  | \$40,954 | 23%         | \$40,954       |
| Music Performance, General (50.0903)                | 73            | 48%  | \$24,073 | 32%         | \$35,338       |

| Post-Baccalaureate Certificates             | 2015 and 2016 | 2016 and 2017 First Year Employment Reported in Arkansas |          |             |                |
|---|---------------|--|----------|-------------|----------------|
|   | Graduates     | % Employed   | Average  | % Full-Time | Full-Time Avg. |
| ALL AREAS OF STUDY                          | 33            | 73%  | \$48,438 | 61%         | \$58,812       |
| <b>BUSINESS, MANAGEMENT &amp; MARKETING</b> |               |  |          |             |                |
| Management Science (52.1301)                | 20            | 85%  | \$60,263 | 79%         | \$66,254       |

# University of Arkansas Fayetteville - 2018 Economic Security Report

| Master's Degrees  | 2015 and 2016 |            | 2016 and 2017 First Year Employment Reported in Arkansas |             |                |  |
|---|---------------|------------|--|-------------|----------------|--|
|   | Graduates     | % Employed | Average  | % Full-Time | Full-Time Avg. |  |
| ALL AREAS OF STUDY  | 2,358         | 45%        | \$51,925   | 37%         | \$62,124       |  |
| <b>AGRICULTURE</b>  |               |            |  |             |                |  |
| Agricultural Economics (01.0103)                                      | 39            | 44%        | \$45,544   | 26%         | \$66,411       |  |
| Agricultural Production Operations, General (01.0301)                 | 13            | 54%        | \$67,860   | 46%         | \$70,182       |  |
| Agronomy and Crop Science (01.1102)                                   | 27            | 37%        | \$49,768   | 31%         | \$57,354       |  |
| Food Science (01.1001)  | 26            | 23%        | \$37,145   | 17%         | \$54,155       |  |
| <b>BUSINESS, MANAGEMENT &amp; MARKETING</b>                           |               |            |  |             |                |  |
| Accounting (52.0301)  | 92            | 36%        | \$41,270   | 23%         | \$55,952       |  |
| Business Administration and Management, General (52.0201)             | 222           | 56%        | \$98,505   | 46%         | \$114,301      |  |
| Management Science (52.1301)  | 51            | 55%        | \$94,830   | 49%         | \$103,193      |  |
| <b>COMMUNICATION &amp; JOURNALISM</b>                                 |               |            |  |             |                |  |
| Speech Communication and Rhetoric (09.0101)                           | 22            | 73%        | \$37,936   | 55%         | \$47,546       |  |
| <b>EDUCATION</b>  |               |            |  |             |                |  |
| Adult and Continuing Education Administration (13.0403)               | 13            | 85%        | \$41,532   | 67%         | \$50,588       |  |
| Adult and Continuing Education and Teaching (13.1201)                 | 36            | 72%        | \$40,660   | 63%         | \$45,531       |  |
| Agricultural Teacher Education (13.1301)                              | 15            | 93%        | \$55,115   | 73%         | \$65,876       |  |
| Counselor Education/School Counseling and Guidance Services (13.1101) | 42            | 83%        | \$40,138   | 68%         | \$43,956       |  |
| Educational Leadership and Administration, General (13.0401)          | 17            | 82%        | \$48,993   | 77%         | \$51,751       |  |
| Educational/Instructional Technology (13.0501)                        | 24            | 67%        | \$52,766   | 55%         | \$59,806       |  |
| Elementary Education and Teaching (13.1202)                           | 143           | 69%        | \$42,782   | 66%         | \$43,869       |  |
| Higher Education/Higher Education Administration (13.0406)            | 47            | 57%        | \$34,068   | 41%         | \$40,765       |  |
| Physical Education Teaching and Coaching (13.1314)                    | 22            | 32%        | \$51,850   | 25%         | \$51,745       |  |
| Secondary Education and Teaching (13.1205)                            | 81            | 78%        | \$38,503   | 67%         | \$40,685       |  |
| Special Education and Teaching, General (13.1001)                     | 20            | 85%        | \$47,546   | 74%         | \$51,305       |  |
| <b>ENGINEERING</b>  |               |            |  |             |                |  |
| Civil Engineering, General (14.0801)                                  | 26            | 50%        | \$68,030   | 55%         | \$77,559       |  |
| Electrical and Electronics Engineering (14.1001)                      | 40            | 13%        | \$40,005   | 9%          | \$50,652       |  |

Full-Time Employment requires Arkansas wages reported in all four quarters of the first year after graduation and total wages of at least \$13,260.

# University of Arkansas Fayetteville - 2018 Economic Security Report

| Master's Degrees  | 2015 and 2016 |            | 2016 and 2017 First Year Employment Reported in Arkansas |             |                |  |
|---|---------------|------------|--|-------------|----------------|--|
|   | Graduates     | % Employed | Average  | % Full-Time | Full-Time Avg. |  |
| Engineering, General (14.0101)  | 38            | 21%        | \$78,483   | 18%         | \$83,555       |  |
| Industrial Engineering (14.3501)  | 26            | 58%        | \$54,979   | 55%         | \$62,710       |  |
| <b>ENGINEERING TECHNOLOGY</b>   |               |            |  |             |                |  |
| Engineering/Industrial Management (15.1501)                               | 447           | 24%        | \$72,603   | 20%         | \$80,588       |  |
| <b>ENGLISH LANGUAGE &amp; LITERATURE</b>                                  |               |            |  |             |                |  |
| Creative Writing (23.1302)  | 20            | 45%        | \$21,734   | 17%         | \$40,150       |  |
| English Language and Literature, General (23.0101)                        | 26            | 62%        | \$28,042   | 45%         | \$37,202       |  |
| <b>FAMILY &amp; CONSUMER SCIENCES</b>                                     |               |            |  |             |                |  |
| Family and Consumer Sciences/Human Sciences, General (19.0101)            | 13            | 77%        | \$30,788   | 55%         | \$40,382       |  |
| <b>FOREIGN LANGUAGES &amp; LINGUISTICS</b>                                |               |            |  |             |                |  |
| Spanish Language and Literature (16.0905)                                 | 14            | 36%        | \$29,004   | 25%         | \$28,149       |  |
| <b>HEALTH PROFESSIONS</b>   |               |            |  |             |                |  |
| Audiology/Audiologist and Speech-Language Pathology/Pathologist (51.0204) | 69            | 61%        | \$49,185   | 49%         | \$56,338       |  |
| Public Health Education and Promotion (51.2207)                           | 12            | 67%        | \$21,200   | 50%         | \$32,164       |  |
| Registered Nursing/Registered Nurse (51.3801)                             | 13            | 77%        | \$69,811   | 70%         | \$74,780       |  |
| Vocational Rehabilitation Counseling/Counselor (51.2310)                  | 29            | 72%        | \$30,537   | 64%         | \$33,171       |  |
| <b>LEGAL PROFESSIONS &amp; STUDIES</b>                                    |               |            |  |             |                |  |
| Legal Professions and Studies, Other (22.9999)                            | 16            | 19%        | \$97,444   | 20%         | \$97,444       |  |
| <b>MATHEMATICS &amp; STATISTICS</b>                                       |               |            |  |             |                |  |
| Statistics, General (27.0501)   | 15            | 53%        | \$56,684   | 50%         | \$62,068       |  |
| <b>PARKS, RECREATION, LEISURE &amp; FITNESS</b>                           |               |            |  |             |                |  |
| Kinesiology and Exercise Science (31.0505)                                | 35            | 26%        | \$26,467   | 17%         | \$41,033       |  |
| Parks, Recreation and Leisure Facilities Management, General (31.0301)    | 46            | 50%        | \$39,397   | 42%         | \$43,843       |  |
| <b>PHYSICAL SCIENCES</b>  |               |            |  |             |                |  |
| Geology/Earth Science, General (40.0601)                                  | 30            | 30%        | \$30,732   | 25%         | \$37,296       |  |
| Materials Chemistry (40.1002)   | 25            | 36%        | \$44,283   | 27%         | \$62,597       |  |

Full-Time Employment requires Arkansas wages reported in all four quarters of the first year after graduation and total wages of at least \$13,260.

# University of Arkansas Fayetteville - 2018 Economic Security Report

| Master's Degrees                                    | 2015 and 2016 |            | 2016 and 2017 First Year Employment Reported in Arkansas |             |                |  |
|---|---------------|------------|--|-------------|----------------|--|
|   | Graduates     | % Employed | Average  | % Full-Time | Full-Time Avg. |  |
| <b>PUBLIC ADMIN. &amp; SOCIAL SERVICE</b>           |               |            |  |             |                |  |
| Social Work (44.0701)                               | 45            | 71%        | \$36,429   | 51%         | \$43,166       |  |
| <b>SOCIAL SCIENCES</b>                              |               |            |  |             |                |  |
| Anthropology (45.0201)                              | 21            | 38%        | \$38,647   | 19%         | \$49,046       |  |
| Sociology (45.1101)                                 | 19            | 58%        | \$30,823   | 37%         | \$43,978       |  |
| <b>VISUAL &amp; PERFORMING ARTS</b>                 |               |            |  |             |                |  |
| Art/Art Studies, General (50.0701)                  | 13            | 31%        | \$22,465   | 23%         | \$28,354       |  |
| Drama and Dramatics/Theatre Arts, General (50.0501) | 21            | 57%        | \$11,542   | 14%         | \$20,729       |  |
| Music Performance, General (50.0903)                | 31            | 45%        | \$25,549   | 26%         | \$40,767       |  |

| Post-Master's Degree Certificates | 2015 and 2016 |            | 2016 and 2017 First Year Employment Reported in Arkansas |             |                |  |
|-----------------------------------|---------------|------------|--|-------------|----------------|--|
|                                   | Graduates     | % Employed | Average  | % Full-Time | Full-Time Avg. |  |
| ALL AREAS OF STUDY                | 12            | 67%        | \$69,551   | 56%         | \$73,061       |  |



# University of Arkansas Fayetteville - 2018 Economic Security Report

| Doctor's Degrees - Research/Scholarship                    | 2015 and 2016 |            | 2016 and 2017 First Year Employment Reported in Arkansas |             |                |  |
|--|---------------|------------|--|-------------|----------------|--|
|  | Graduates     | % Employed | Average  | % Full-Time | Full-Time Avg. |  |
| ALL AREAS OF STUDY   | 351           | 36%        | \$57,867   | 27%         | \$70,729       |  |
| <b>AGRICULTURE</b>   |               |            |  |             |                |  |
| Poultry Science (01.0907)                                  | 14            | 43%        | \$109,566  | 43%         | \$109,566      |  |
| <b>EDUCATION</b>   |               |            |  |             |                |  |
| Curriculum and Instruction (13.0301)                       | 16            | 63%        | \$61,622   | 57%         | \$60,793       |  |
| Higher Education/Higher Education Administration (13.0406) | 18            | 72%        | \$72,834   | 67%         | \$75,153       |  |
| <b>ENGINEERING</b>   |               |            |  |             |                |  |
| Engineering, General (14.0101)                             | 49            | 20%        | \$62,954   | 10%         | \$81,628       |  |
| <b>ENGLISH LANGUAGE &amp; LITERATURE</b>                   |               |            |  |             |                |  |
| English Language and Literature, General (23.0101)         | 20            | 35%        | \$26,348   | 17%         | \$38,006       |  |
| <b>HISTORY</b>   |               |            |  |             |                |  |
| History, General (54.0101)                                 | 11            | 55%        | \$29,473   | 27%         | \$42,935       |  |
| <b>PUBLIC ADMIN. &amp; SOCIAL SERVICE</b>                  |               |            |  |             |                |  |
| Public Policy Analysis, General (44.0501)                  | 21            | 43%        | \$73,380   | 33%         | \$87,722       |  |

| Doctor's Degrees - Professional Practice | 2015 and 2016 |            | 2016 and 2017 First Year Employment Reported in Arkansas |             |                |  |
|--|---------------|------------|--|-------------|----------------|--|
|  | Graduates     | % Employed | Average  | % Full-Time | Full-Time Avg. |  |
| ALL AREAS OF STUDY                       | 248           | 60%        | \$47,065   | 41%         | \$60,895       |  |
| <b>HEALTH PROFESSIONS</b>                |               |            |  |             |                |  |
| Nursing Practice (51.3818)               | 14            | 64%        | \$119,632  | 57%         | \$129,176      |  |
| <b>LEGAL PROFESSIONS &amp; STUDIES</b>   |               |            |  |             |                |  |
| Law (22.0101)                            | 234           | 59%        | \$42,366   | 40%         | \$54,825       |  |

# University of Arkansas - Fort Smith - 2018 Economic Security Report

| Certificates of Proficiency                               | 2015 and 2016 |            | 2016 and 2017 First Year Employment Reported in Arkansas |             |                |  |
|---|---------------|------------|--|-------------|----------------|--|
|   | Graduates     | % Employed | Average  | % Full-Time | Full-Time Avg. |  |
| ALL AREAS OF STUDY  | 107           | 75%        | \$23,541   | 37%         | \$37,105       |  |
| <b>BUSINESS, MANAGEMENT &amp; MARKETING</b>               |               |            |  |             |                |  |
| Business Administration and Management, General (52.0201) | 15            | 80%        | \$53,840   | 44%         | \$62,116       |  |
| <b>PRECISION PRODUCTION</b>                               |               |            |  |             |                |  |
| Welding Technology/Welder (48.0508)                       | 59            | 81%        | \$17,658   | 44%         | \$28,257       |  |

| Technical Certificates                                 | 2015 and 2016 |            | 2016 and 2017 First Year Employment Reported in Arkansas |             |                |  |
|--|---------------|------------|--|-------------|----------------|--|
|  | Graduates     | % Employed | Average  | % Full-Time | Full-Time Avg. |  |
| ALL AREAS OF STUDY                                     | 63            | 83%        | \$27,866   | 56%         | \$39,424       |  |
| <b>HEALTH PROFESSIONS</b>                              |               |            |  |             |                |  |
| Licensed Practical/Vocational Nurse Training (51.3901) | 20            | 100%       | \$36,059   | 81%         | \$43,572       |  |
| <b>PRECISION PRODUCTION</b>                            |               |            |  |             |                |  |
| Welding Technology/Welder (48.0508)                    | 16            | 75%        | \$24,114   | 47%         | \$36,034       |  |

# University of Arkansas - Fort Smith - 2018 Economic Security Report

| Associate Degrees   | 2015 and 2016 |            | 2016 and 2017 First Year Employment Reported in Arkansas |             |                |  |
|---|---------------|------------|--|-------------|----------------|--|
|   | Graduates     | % Employed | Average  | % Full-Time | Full-Time Avg. |  |
| ALL AREAS OF STUDY  | 441           | 78%        | \$26,200   | 61%         | \$33,129       |  |
| <b>BUSINESS, MANAGEMENT &amp; MARKETING</b>                                 |               |            |  |             |                |  |
| Executive Assistant/Executive Secretary (52.0402)                           | 37            | 95%        | \$23,008   | 81%         | \$25,980       |  |
| <b>ENGINEERING TECHNOLOGY</b>   |               |            |  |             |                |  |
| CAD/CADD Drafting and/or Design Technology/Technician (15.1302)             | 43            | 74%        | \$21,261   | 65%         | \$34,889       |  |
| <b>HEALTH PROFESSIONS</b>   |               |            |  |             |                |  |
| Dental Hygiene/Hygienist (51.0602)  | 15            | 60%        | \$51,701   | 53%         | \$53,412       |  |
| Radiologic Technology/Science - Radiographer (51.0911)                      | 16            | 94%        | \$34,961   | 77%         | \$43,664       |  |
| Surgical Technology/Technologist (51.0909)                                  | 29            | 93%        | \$29,260   | 86%         | \$31,798       |  |
| <b>LEGAL PROFESSIONS &amp; STUDIES</b>                                      |               |            |  |             |                |  |
| Legal Assistant/Paralegal (22.0302)   | 13            | 69%        | \$31,044   | 60%         | \$35,861       |  |
| <b>LIBERAL ARTS &amp; SCI., GEN. STUDIES</b>                                |               |            |  |             |                |  |
| General Studies (24.0102)   | 170           | 76%        | \$25,932   | 53%         | \$30,544       |  |
| Liberal Arts and Sciences/Liberal Studies (24.0101)                         | 34            | 65%        | \$16,722   | 32%         | \$30,201       |  |
| <b>MECHANIC &amp; REPAIR TECHNOLOGIES</b>                                   |               |            |  |             |                |  |
| Electrical/Electronics Equipment Installation and Repair, General (47.0101) | 26            | 81%        | \$32,226   | 56%         | \$39,420       |  |
| <b>MULTI/INTERDISCIPLINARY STUDIES</b>                                      |               |            |  |             |                |  |
| Multi-/Interdisciplinary Studies, Other (30.9999)                           | 31            | 84%        | \$22,568   | 65%         | \$32,192       |  |

# University of Arkansas - Fort Smith - 2018 Economic Security Report

| Baccalaureate Degrees   | 2015 and 2016 |            | 2016 and 2017 First Year Employment Reported in Arkansas |             |                |  |
|---|---------------|------------|--|-------------|----------------|--|
|   | Graduates     | % Employed | Average  | % Full-Time | Full-Time Avg. |  |
| ALL AREAS OF STUDY  | 1,558         | 77%        | \$32,256   | 61%         | \$38,678       |  |
| <b>BIOLOGICAL &amp; BIOMEDICAL SCIENCES</b>                                     |               |            |  |             |                |  |
| Biology/Biological Sciences, General (26.0101)                                  | 86            | 57%        | \$20,039   | 38%         | \$26,257       |  |
| <b>BUSINESS, MANAGEMENT &amp; MARKETING</b>                                     |               |            |  |             |                |  |
| Business Administration and Management, General (52.0201)                       | 255           | 77%        | \$33,372   | 61%         | \$38,628       |  |
| Organizational Leadership (52.0213)   | 89            | 76%        | \$28,000   | 62%         | \$33,327       |  |
| <b>COMMUNICATION &amp; JOURNALISM</b>   |               |            |  |             |                |  |
| Communication and Media Studies (09.0100)                                       | 25            | 64%        | \$23,888   | 50%         | \$29,146       |  |
| <b>COMMUNICATIONS TECHNOLOGY</b>  |               |            |  |             |                |  |
| Animation, Interactive Technology, Video Graphics and Special Effects (10.0304) | 21            | 86%        | \$24,211   | 57%         | \$31,078       |  |
| <b>COMPUTER &amp; INFORMATION SCIENCES</b>                                      |               |            |  |             |                |  |
| Computer and Information Sciences, General (11.0101)                            | 83            | 77%        | \$47,466   | 65%         | \$51,341       |  |
| <b>EDUCATION</b>  |               |            |  |             |                |  |
| Early Childhood Education and Teaching (13.1210)                                | 41            | 85%        | \$32,502   | 74%         | \$35,475       |  |
| Elementary Education and Teaching (13.1202)                                     | 56            | 93%        | \$33,636   | 81%         | \$36,355       |  |
| English/Language Arts Teacher Education (13.1305)                               | 21            | 76%        | \$27,120   | 57%         | \$31,829       |  |
| History Teacher Education (13.1328)   | 17            | 88%        | \$33,926   | 73%         | \$36,075       |  |
| Junior High/Intermediate/Middle School Education and Teaching (13.1203)         | 36            | 75%        | \$33,803   | 65%         | \$34,655       |  |
| Music Teacher Education (13.1312)   | 12            | 75%        | \$23,937   | 50%         | \$37,586       |  |
| <b>ENGLISH LANGUAGE &amp; LITERATURE</b>  |               |            |  |             |                |  |
| English Language and Literature, General (23.0101)                              | 35            | 66%        | \$18,119   | 40%         | \$24,906       |  |
| <b>HEALTH PROFESSIONS</b>   |               |            |  |             |                |  |
| Dental Hygiene/Hygienist (51.0602)  | 11            | 100%       | \$50,922   | 100%        | \$50,922       |  |
| Radiologic Technology/Science - Radiographer (51.0911)                          | 25            | 80%        | \$42,053   | 72%         | \$44,914       |  |
| Registered Nursing/Registered Nurse (51.3801)                                   | 143           | 89%        | \$55,895   | 79%         | \$59,974       |  |

# University of Arkansas - Fort Smith - 2018 Economic Security Report

| Baccalaureate Degrees                                     | 2015 and 2016 | 2016 and 2017 First Year Employment Reported in Arkansas |          |             |                |
|---|---------------|--|----------|-------------|----------------|
|   | Graduates     | % Employed   | Average  | % Full-Time | Full-Time Avg. |
| <b>HISTORY</b>  |               |  |          |             |                |
| History, General (54.0101)                                | 59            | 69%  | \$19,114 | 41%         | \$28,242       |
| <b>LAW ENFORCEMENT &amp; PROTECTIVE SERV.</b>             |               |  |          |             |                |
| Criminal Justice/Law Enforcement Administration (43.0103) | 109           | 83%  | \$23,038 | 58%         | \$29,739       |
| <b>LIBERAL ARTS &amp; SCI., GEN. STUDIES</b>              |               |  |          |             |                |
| General Studies (24.0102)                                 | 42            | 81%  | \$18,649 | 47%         | \$26,093       |
| <b>MULTI/INTERDISCIPLINARY STUDIES</b>                    |               |  |          |             |                |
| Multi-/Interdisciplinary Studies, Other (30.9999)         | 170           | 78%  | \$33,650 | 63%         | \$37,099       |
| <b>PHYSICAL SCIENCES</b>                                  |               |  |          |             |                |
| Chemistry, General (40.0501)                              | 31            | 48%  | \$25,387 | 35%         | \$36,251       |
| <b>PSYCHOLOGY</b>   |               |  |          |             |                |
| Psychology, General (42.0101)                             | 93            | 72%  | \$23,502 | 60%         | \$30,527       |
| <b>VISUAL &amp; PERFORMING ARTS</b>                       |               |  |          |             |                |
| Art/Art Studies, General (50.0701)                        | 13            | 69%  | \$15,934 | 33%         | \$25,609       |
| Drama and Dramatics/Theatre Arts, General (50.0501)       | 14            | 71%  | \$12,921 | 36%         | \$19,953       |
| Graphic Design (50.0409)                                  | 22            | 64%  | \$23,895 | 50%         | \$29,770       |

# University of Arkansas - Pulaski Technical College - 2018 Economic Security Report

| Certificates of Proficiency   | 2015 and 2016 |            | 2016 and 2017 First Year Employment Reported in Arkansas |             |                |  |
|---|---------------|------------|--|-------------|----------------|--|
|   | Graduates     | % Employed | Average  | % Full-Time | Full-Time Avg. |  |
| ALL AREAS OF STUDY  | 220           | 75%        | \$19,565   | 49%         | \$28,650       |  |
| <b>BUSINESS, MANAGEMENT &amp; MARKETING</b>                               |               |            |  |             |                |  |
| Management Information Systems, General (52.1201)                         | 37            | 68%        | \$24,298   | 42%         | \$39,126       |  |
| <b>HEALTH PROFESSIONS</b>   |               |            |  |             |                |  |
| HEALTH PROFESSIONS AND RELATED PROGRAMS (51.0000)                         | 13            | 85%        | \$15,263   | 60%         | \$19,125       |  |
| Nursing Assistant/Aide and Patient Care Assistant/Aide (51.3902)          | 16            | 94%        | \$17,078   | 60%         | \$22,394       |  |
| <b>PERSONAL &amp; CULINARY SERVICES</b>                                   |               |            |  |             |                |  |
| Culinary Arts/Chef Training (12.0503)                                     | 37            | 76%        | \$15,778   | 58%         | \$23,945       |  |
| <b>PRECISION PRODUCTION</b>   |               |            |  |             |                |  |
| Welding Technology/Welder (48.0508)                                       | 43            | 79%        | \$17,761   | 57%         | \$26,498       |  |
| <b>TRANSPORTATION &amp; MATERIALS MOVING</b>                              |               |            |  |             |                |  |
| Truck and Bus Driver/Commercial Vehicle Operator and Instructor (49.0205) | 20            | 65%        | \$21,404   | 32%         | \$35,330       |  |

# University of Arkansas - Pulaski Technical College - 2018 Economic Security Report

| Technical Certificates   | 2015 and 2016 |            | 2016 and 2017 First Year Employment Reported in Arkansas |             |                |  |
|--|---------------|------------|--|-------------|----------------|--|
|  | Graduates     | % Employed | Average  | % Full-Time | Full-Time Avg. |  |
| ALL AREAS OF STUDY   | 613           | 77%        | \$23,018   | 57%         | \$30,797       |  |
| <b>BUSINESS, MANAGEMENT &amp; MARKETING</b>  |               |            |  |             |                |  |
| Accounting (52.0301)   | 11            | 91%        | \$27,772   | 71%         | \$26,259       |  |
| Management Information Systems, General (52.1201)  | 14            | 57%        | \$31,562   | 44%         | \$47,883       |  |
| <b>HEALTH PROFESSIONS</b>  |               |            |  |             |                |  |
| Dental Assisting/Assistant (51.0601)   | 27            | 100%       | \$19,103   | 83%         | \$23,622       |  |
| HEALTH PROFESSIONS AND RELATED PROGRAMS (51.0000)  | 62            | 76%        | \$25,729   | 73%         | \$32,101       |  |
| Licensed Practical/Vocational Nurse Training (51.3901)   | 22            | 86%        | \$40,625   | 92%         | \$39,235       |  |
| Medical Office Assistant/Specialist (51.0710)  | 34            | 79%        | \$21,894   | 56%         | \$31,897       |  |
| <b>LIBERAL ARTS &amp; SCI., GEN. STUDIES</b>   |               |            |  |             |                |  |
| Liberal Arts and Sciences/Liberal Studies (24.0101)  | 222           | 76%        | \$21,207   | 54%         | \$28,939       |  |
| <b>MECHANIC &amp; REPAIR TECHNOLOGIES</b>  |               |            |  |             |                |  |
| Autobody/Collision and Repair Technology/Technician (47.0603)  | 22            | 64%        | \$21,114   | 38%         | \$36,675       |  |
| Automobile/Automotive Mechanics Technology/Technician (47.0604)                                      | 24            | 67%        | \$20,364   | 57%         | \$26,031       |  |
| Diesel Mechanics Technology/Technician (47.0605)   | 27            | 93%        | \$27,062   | 70%         | \$39,585       |  |
| Heating, Air Conditioning, Ventilation and Refrigeration Maintenance Technology/Technician (47.0201) | 11            | 64%        | \$23,222   | 50%         | \$30,578       |  |
| <b>PERSONAL &amp; CULINARY SERVICES</b>  |               |            |  |             |                |  |
| Nail Technician/Specialist and Manicurist (12.0410)  | 30            | 77%        | \$18,271   | 58%         | \$21,340       |  |
| <b>PRECISION PRODUCTION</b>  |               |            |  |             |                |  |
| Machine Tool Technology/Machinist (48.0501)  | 12            | 75%        | \$24,484   | 56%         | \$33,249       |  |
| Welding Technology/Welder (48.0508)  | 24            | 92%        | \$23,286   | 67%         | \$28,586       |  |

# University of Arkansas - Pulaski Technical College - 2018 Economic Security Report

| Associate Degrees  | 2015 and 2016 |            | 2016 and 2017 First Year Employment Reported in Arkansas |             |                |  |
|--|---------------|------------|--|-------------|----------------|--|
|  | Graduates     | % Employed | Average  | % Full-Time | Full-Time Avg. |  |
| ALL AREAS OF STUDY   | 1,829         | 78%        | \$24,494   | 55%         | \$34,456       |  |
| <b>BUSINESS, MANAGEMENT &amp; MARKETING</b>  |               |            |  |             |                |  |
| Business Operations Support and Secretarial Services, Other (52.0499)                                | 76            | 75%        | \$27,920   | 54%         | \$33,808       |  |
| Business/Commerce, General (52.0101)   | 100           | 73%        | \$31,284   | 55%         | \$41,191       |  |
| Hospitality Administration/Management, General (52.0901)   | 12            | 58%        | \$19,284   | 50%         | \$22,272       |  |
| Management Information Systems, General (52.1201)  | 66            | 79%        | \$31,695   | 52%         | \$42,034       |  |
| <b>CONSTRUCTION TRADES</b>   |               |            |  |             |                |  |
| Construction Trades, Other (46.9999)   | 12            | 75%        | \$29,977   | 50%         | \$42,934       |  |
| <b>ENGINEERING TECHNOLOGY</b>  |               |            |  |             |                |  |
| Computer Technology/Computer Systems Technology (15.1202)  | 12            | 75%        | \$27,681   | 58%         | \$33,908       |  |
| <b>FAMILY &amp; CONSUMER SCIENCES</b>  |               |            |  |             |                |  |
| Child Development (19.0706)  | 35            | 77%        | \$18,210   | 62%         | \$23,308       |  |
| <b>HEALTH PROFESSIONS</b>  |               |            |  |             |                |  |
| HEALTH PROFESSIONS AND RELATED PROGRAMS (51.0000)  | 41            | 90%        | \$34,761   | 75%         | \$38,928       |  |
| Occupational Therapist Assistant (51.0803)   | 35            | 74%        | \$36,744   | 50%         | \$45,081       |  |
| Respiratory Care Therapy/Therapist (51.0908)   | 22            | 95%        | \$45,452   | 80%         | \$46,570       |  |
| <b>LEGAL PROFESSIONS &amp; STUDIES</b>   |               |            |  |             |                |  |
| Legal Assistant/Paralegal (22.0302)  | 31            | 77%        | \$23,783   | 61%         | \$28,526       |  |
| <b>LIBERAL ARTS &amp; SCI., GEN. STUDIES</b>   |               |            |  |             |                |  |
| General Studies (24.0102)  | 27            | 67%        | \$20,922   | 64%         | \$30,621       |  |
| Liberal Arts and Sciences/Liberal Studies (24.0101)  | 1,145         | 79%        | \$22,056   | 53%         | \$32,665       |  |
| <b>MECHANIC &amp; REPAIR TECHNOLOGIES</b>  |               |            |  |             |                |  |
| Aircraft Powerplant Technology/Technician (47.0608)  | 24            | 75%        | \$41,528   | 64%         | \$47,768       |  |
| Heating, Air Conditioning, Ventilation and Refrigeration Maintenance Technology/Technician (47.0201) | 18            | 61%        | \$27,634   | 38%         | \$34,432       |  |
| <b>MULTI/INTERDISCIPLINARY STUDIES</b>   |               |            |  |             |                |  |
| Multi-/Interdisciplinary Studies, Other (30.9999)  | 34            | 85%        | \$24,941   | 75%         | \$30,156       |  |



# University of Arkansas - Pulaski Technical College - 2018 Economic Security Report

| Associate Degrees                                  | 2015 and 2016 | 2016 and 2017 First Year Employment Reported in Arkansas |          |             |                |
|--|---------------|--|----------|-------------|----------------|
|  | Graduates     | % Employed   | Average  | % Full-Time | Full-Time Avg. |
| <b>PERSONAL &amp; CULINARY SERVICES</b>            |               |  |          |             |                |
| Baking and Pastry Arts/Baker/Pastry Chef (12.0501) | 33            | 82%  | \$17,003 | 56%         | \$21,745       |
| Culinary Arts/Chef Training (12.0503)              | 57            | 84%  | \$26,612 | 54%         | \$35,750       |

# University of Arkansas - Rich Mountain - 2018 Economic Security Report

| Certificates of Proficiency                                      | 2015 and 2016 | 2016 and 2017 First Year Employment Reported in Arkansas |          |             |                |
|--|---------------|--|----------|-------------|----------------|
|  | Graduates     | % Employed   | Average  | % Full-Time | Full-Time Avg. |
| ALL AREAS OF STUDY   | 92            | 73%  | \$13,954 | 37%         | \$21,047       |
| <b>HEALTH PROFESSIONS</b>  |               |  |          |             |                |
| Nursing Assistant/Aide and Patient Care Assistant/Aide (51.3902) | 48            | 73%  | \$13,407 | 39%         | \$19,965       |
| <b>PRECISION PRODUCTION</b>                                      |               |  |          |             |                |
| Tool and Die Technology/Technician (48.0507)                     | 23            | 65%  | \$12,332 | 28%         | \$21,266       |

| Technical Certificates                                 | 2015 and 2016 | 2016 and 2017 First Year Employment Reported in Arkansas |          |             |                |
|--|---------------|--|----------|-------------|----------------|
|  | Graduates     | % Employed   | Average  | % Full-Time | Full-Time Avg. |
| ALL AREAS OF STUDY                                     | 118           | 69%  | \$19,436 | 36%         | \$25,716       |
| <b>HEALTH PROFESSIONS</b>                              |               |  |          |             |                |
| Licensed Practical/Vocational Nurse Training (51.3901) | 41            | 93%  | \$26,691 | 79%         | \$28,877       |
| <b>PERSONAL &amp; CULINARY SERVICES</b>                |               |  |          |             |                |
| Cosmetology/Cosmetologist, General (12.0401)           | 46            | 41%  | \$8,235  | 12%         | \$16,131       |

| Associate Degrees                                   | 2015 and 2016 | 2016 and 2017 First Year Employment Reported in Arkansas |          |             |                |
|---|---------------|--|----------|-------------|----------------|
|   | Graduates     | % Employed   | Average  | % Full-Time | Full-Time Avg. |
| ALL AREAS OF STUDY                                  | 159           | 75%  | \$22,457 | 43%         | \$36,882       |
| <b>HEALTH PROFESSIONS</b>                           |               |  |          |             |                |
| Registered Nursing/Registered Nurse (51.3801)       | 23            | 87%  | \$45,113 | 75%         | \$50,797       |
| <b>LIBERAL ARTS &amp; SCI., GEN. STUDIES</b>        |               |  |          |             |                |
| General Studies (24.0102)                           | 37            | 78%  | \$15,462 | 56%         | \$25,189       |
| Liberal Arts and Sciences/Liberal Studies (24.0101) | 41            | 71%  | \$12,214 | 21%         | \$23,888       |
| <b>MULTI/INTERDISCIPLINARY STUDIES</b>              |               |  |          |             |                |
| Multi-/Interdisciplinary Studies, Other (30.9999)   | 37            | 73%  | \$27,802 | 42%         | \$40,857       |

# University of Arkansas at Little Rock - 2018 Economic Security Report

| Associate Degrees                                      | 2015 and 2016 |            | 2016 and 2017 First Year Employment Reported in Arkansas |             |                |  |
|--|---------------|------------|--|-------------|----------------|--|
|  | Graduates     | % Employed | Average  | % Full-Time | Full-Time Avg. |  |
| ALL AREAS OF STUDY                                     | 388           | 81%        | \$38,680   | 68%         | \$44,293       |  |
| <b>FOREIGN LANGUAGES &amp; LINGUISTICS</b>             |               |            |  |             |                |  |
| Sign Language Interpretation and Translation (16.1603) | 19            | 68%        | \$16,637   | 80%         | \$22,356       |  |
| <b>HEALTH PROFESSIONS</b>                              |               |            |  |             |                |  |
| Registered Nursing/Registered Nurse (51.3801)          | 209           | 91%        | \$46,428   | 75%         | \$50,483       |  |
| <b>LIBERAL ARTS &amp; SCI., GEN. STUDIES</b>           |               |            |  |             |                |  |
| General Studies (24.0102)                              | 150           | 69%        | \$26,807   | 57%         | \$33,810       |  |

# University of Arkansas at Little Rock - 2018 Economic Security Report

| Baccalaureate Degrees                       | 2015 and 2016   |           | 2016 and 2017 First Year Employment Reported in Arkansas |          |             |                |
|---|---|-----------|--|----------|-------------|----------------|
|   |   | Graduates | % Employed   | Average  | % Full-Time | Full-Time Avg. |
|   | ALL AREAS OF STUDY  | 2,558     | 73%  | \$35,685 | 57%         | \$44,296       |
| <b>BIOLOGICAL &amp; BIOMEDICAL SCIENCES</b> |   |           |  |          |             |                |
|   | Biology/Biological Sciences, General (26.0101)                          | 125       | 66%  | \$24,850 | 47%         | \$35,243       |
| <b>BUSINESS, MANAGEMENT &amp; MARKETING</b> |   |           |  |          |             |                |
|   | Accounting (52.0301)  | 74        | 82%  | \$49,446 | 71%         | \$56,152       |
|   | Business Administration and Management, General (52.0201)               | 183       | 82%  | \$43,914 | 71%         | \$48,305       |
|   | Business/Managerial Economics (52.0601)                                 | 17        | 53%  | \$36,859 | 50%         | \$39,496       |
|   | Finance, General (52.0801)  | 74        | 68%  | \$36,456 | 55%         | \$41,783       |
|   | International Business/Trade/Commerce (52.1101)                         | 18        | 56%  | \$54,285 | 53%         | \$59,010       |
|   | Management Science (52.1301)  | 78        | 49%  | \$46,555 | 35%         | \$49,275       |
|   | Marketing/Marketing Management, General (52.1401)                       | 41        | 68%  | \$41,439 | 51%         | \$49,741       |
| <b>COMMUNICATION &amp; JOURNALISM</b>       |   |           |  |          |             |                |
|   | Journalism (09.0401)  | 56        | 71%  | \$19,921 | 52%         | \$26,909       |
|   | Speech Communication and Rhetoric (09.0101)                             | 19        | 68%  | \$40,146 | 47%         | \$58,942       |
| <b>COMPUTER &amp; INFORMATION SCIENCES</b>  |   |           |  |          |             |                |
|   | Computer and Information Sciences, General (11.0101)                    | 33        | 73%  | \$49,582 | 66%         | \$58,957       |
|   | Information Science/Studies (11.0401)                                   | 50        | 84%  | \$44,102 | 77%         | \$46,406       |
| <b>EDUCATION</b>                            |   |           |  |          |             |                |
|   | Early Childhood Education and Teaching (13.1210)                        | 77        | 84%  | \$33,655 | 60%         | \$37,435       |
|   | Junior High/Intermediate/Middle School Education and Teaching (13.1203) | 20        | 85%  | \$36,244 | 69%         | \$39,663       |
| <b>ENGINEERING</b>                          |   |           |  |          |             |                |
|   | Construction Engineering (14.3301)                                      | 17        | 88%  | \$51,137 | 82%         | \$54,301       |
|   | Systems Engineering (14.2701)   | 50        | 68%  | \$46,815 | 51%         | \$58,901       |
| <b>ENGINEERING TECHNOLOGY</b>               |   |           |  |          |             |                |
|   | Computer Engineering Technology/Technician (15.1201)                    | 13        | 85%  | \$46,627 | 69%         | \$53,411       |
|   | Construction Engineering Technology/Technician (15.1001)                | 49        | 69%  | \$51,099 | 60%         | \$56,042       |

Full-Time Employment requires Arkansas wages reported in all four quarters of the first year after graduation and total wages of at least \$13,260.

# University of Arkansas at Little Rock - 2018 Economic Security Report

| Baccalaureate Degrees   | 2015 and 2016 | 2016 and 2017 First Year Employment Reported in Arkansas |          |             |                |
|---|---------------|--|----------|-------------|----------------|
|   | Graduates     | % Employed   | Average  | % Full-Time | Full-Time Avg. |
| Mechanical Engineering/Mechanical Technology/Technician (15.0805)         | 26            | 73%  | \$47,987 | 63%         | \$52,392       |
| <b>ENGLISH LANGUAGE &amp; LITERATURE</b>                                  |               |  |          |             |                |
| English Language and Literature, General (23.0101)                        | 70            | 79%  | \$19,494 | 54%         | \$27,700       |
| Professional, Technical, Business, and Scientific Writing (23.1303)       | 36            | 78%  | \$23,347 | 45%         | \$29,302       |
| <b>FOREIGN LANGUAGES &amp; LINGUISTICS</b>                                |               |  |          |             |                |
| Foreign Languages and Literatures, General (16.0101)                      | 27            | 74%  | \$21,644 | 44%         | \$31,580       |
| Sign Language Interpretation and Translation (16.1603)                    | 17            | 35%  | \$18,778 | 25%         | \$26,750       |
| <b>HEALTH PROFESSIONS</b>   |               |  |          |             |                |
| Audiology/Audiologist and Speech-Language Pathology/Pathologist (51.0204) | 43            | 70%  | \$19,085 | 47%         | \$29,384       |
| Public Health, Other (51.2299)  | 151           | 72%  | \$27,758 | 51%         | \$35,031       |
| Registered Nursing/Registered Nurse (51.3801)                             | 290           | 78%  | \$61,383 | 65%         | \$69,138       |
| <b>HISTORY</b>  |               |  |          |             |                |
| History, General (54.0101)  | 57            | 79%  | \$29,298 | 63%         | \$36,903       |
| <b>LAW ENFORCEMENT &amp; PROTECTIVE SERV.</b>                             |               |  |          |             |                |
| Criminal Justice/Safety Studies (43.0104)                                 | 196           | 76%  | \$28,118 | 54%         | \$37,147       |
| <b>LIBERAL ARTS &amp; SCI., GEN. STUDIES</b>                              |               |  |          |             |                |
| Liberal Arts and Sciences/Liberal Studies (24.0101)                       | 106           | 70%  | \$32,211 | 57%         | \$41,105       |
| <b>MATHEMATICS &amp; STATISTICS</b>                                       |               |  |          |             |                |
| Mathematics, General (27.0101)  | 25            | 76%  | \$34,364 | 53%         | \$42,036       |
| <b>PHILOSOPHY &amp; RELIGIOUS STUDIES</b>                                 |               |  |          |             |                |
| Philosophy (38.0101)  | 18            | 61%  | \$17,984 | 24%         | \$31,208       |
| <b>PHYSICAL SCIENCES</b>  |               |  |          |             |                |
| Chemistry, General (40.0501)  | 27            | 56%  | \$16,022 | 36%         | \$31,396       |
| Geology/Earth Science, General (40.0601)                                  | 17            | 53%  | \$22,592 | 31%         | \$23,014       |
| <b>PSYCHOLOGY</b>   |               |  |          |             |                |
| Psychology, General (42.0101)   | 173           | 76%  | \$23,283 | 58%         | \$30,296       |

Full-Time Employment requires Arkansas wages reported in all four quarters of the first year after graduation and total wages of at least \$13,260.

# University of Arkansas at Little Rock - 2018 Economic Security Report

| Baccalaureate Degrees                               | 2015 and 2016 |            | 2016 and 2017 First Year Employment Reported in Arkansas |             |                |  |
|---|---------------|------------|--|-------------|----------------|--|
|   | Graduates     | % Employed | Average  | % Full-Time | Full-Time Avg. |  |
| <b>PUBLIC ADMIN. &amp; SOCIAL SERVICE</b>           |               |            |  |             |                |  |
| Social Work (44.0701)                               | 58            | 84%        | \$24,974   | 79%         | \$27,661       |  |
| <b>SOCIAL SCIENCES</b>                              |               |            |  |             |                |  |
| Anthropology (45.0201)                              | 27            | 81%        | \$29,801   | 68%         | \$34,314       |  |
| Political Science and Government, General (45.1001) | 23            | 52%        | \$27,252   | 43%         | \$29,608       |  |
| Sociology (45.1101)                                 | 46            | 74%        | \$27,635   | 65%         | \$30,629       |  |
| <b>VISUAL &amp; PERFORMING ARTS</b>                 |               |            |  |             |                |  |
| Art/Art Studies, General (50.0701)                  | 33            | 85%        | \$24,663   | 67%         | \$29,381       |  |
| Fine/Studio Arts, General (50.0702)                 | 43            | 70%        | \$19,106   | 38%         | \$29,320       |  |
| Music, General (50.0901)                            | 15            | 73%        | \$11,341   | 23%         | \$25,673       |  |

| Post-Baccalaureate Certificates   | 2015 and 2016 |            | 2016 and 2017 First Year Employment Reported in Arkansas |             |                |  |
|---|---------------|------------|--|-------------|----------------|--|
|   | Graduates     | % Employed | Average  | % Full-Time | Full-Time Avg. |  |
| ALL AREAS OF STUDY  | 114           | 76%        | \$50,307   | 55%         | \$57,381       |  |
| <b>EDUCATION</b>  |               |            |  |             |                |  |
| Education/Teaching of Individuals with Speech or Language Impairments (13.1012) | 35            | 83%        | \$49,254   | 50%         | \$54,213       |  |
| <b>MULTI/INTERDISCIPLINARY STUDIES</b>  |               |            |  |             |                |  |
| Peace Studies and Conflict Resolution (30.0501)                                 | 11            | 82%        | \$38,608   | 56%         | \$57,699       |  |

# University of Arkansas at Little Rock - 2018 Economic Security Report

| Master's Degrees  | 2015 and 2016 |            | 2016 and 2017 First Year Employment Reported in Arkansas |             |                |  |
|---|---------------|------------|--|-------------|----------------|--|
|   | Graduates     | % Employed | Average  | % Full-Time | Full-Time Avg. |  |
| ALL AREAS OF STUDY  | 986           | 70%        | \$44,909   | 59%         | \$50,815       |  |
| <b>BUSINESS, MANAGEMENT &amp; MARKETING</b>                             |               |            |  |             |                |  |
| Accounting (52.0301)  | 18            | 61%        | \$62,243   | 56%         | \$67,629       |  |
| Business Administration and Management, General (52.0201)               | 101           | 69%        | \$68,978   | 63%         | \$75,554       |  |
| Management Science (52.1301)  | 26            | 73%        | \$59,449   | 56%         | \$71,517       |  |
| <b>COMMUNICATION &amp; JOURNALISM</b>                                   |               |            |  |             |                |  |
| Communication, Journalism, and Related Programs, Other (09.9999)        | 18            | 83%        | \$43,601   | 82%         | \$45,389       |  |
| <b>COMPUTER &amp; INFORMATION SCIENCES</b>                              |               |            |  |             |                |  |
| Computer and Information Sciences, Other (11.0199)                      | 69            | 39%        | \$51,852   | 28%         | \$62,985       |  |
| Computer and Information Sciences, General (11.0101)                    | 11            | 27%        | \$79,032   | 30%         | \$79,032       |  |
| <b>EDUCATION</b>  |               |            |  |             |                |  |
| Adult and Continuing Education and Teaching (13.1201)                   | 30            | 83%        | \$38,214   | 68%         | \$46,698       |  |
| Counselor Education/School Counseling and Guidance Services (13.1101)   | 63            | 86%        | \$43,263   | 74%         | \$45,643       |  |
| Curriculum and Instruction (13.0301)                                    | 12            | 100%       | \$27,535   | 50%         | \$42,764       |  |
| Educational/Instructional Technology (13.0501)                          | 39            | 82%        | \$46,323   | 77%         | \$48,276       |  |
| Higher Education/Higher Education Administration (13.0406)              | 11            | 64%        | \$38,104   | 50%         | \$47,741       |  |
| Junior High/Intermediate/Middle School Education and Teaching (13.1203) | 26            | 85%        | \$41,164   | 73%         | \$43,829       |  |
| Secondary Education and Teaching (13.1205)                              | 57            | 91%        | \$39,620   | 76%         | \$43,161       |  |
| <b>ENGINEERING</b>  |               |            |  |             |                |  |
| Systems Engineering (14.2701)   | 20            | 60%        | \$56,015   | 35%         | \$75,859       |  |
| <b>ENGINEERING TECHNOLOGY</b>   |               |            |  |             |                |  |
| Construction Engineering Technology/Technician (15.1001)                | 11            | 45%        | \$41,241   | 27%         | \$54,636       |  |
| <b>ENGLISH LANGUAGE &amp; LITERATURE</b>                                |               |            |  |             |                |  |
| Professional, Technical, Business, and Scientific Writing (23.1303)     | 36            | 75%        | \$39,637   | 64%         | \$45,267       |  |

Full-Time Employment requires Arkansas wages reported in all four quarters of the first year after graduation and total wages of at least \$13,260.

# University of Arkansas at Little Rock - 2018 Economic Security Report

| Master's Degrees  | 2015 and 2016 | 2016 and 2017 First Year Employment Reported in Arkansas |          |             |                |
|---|---------------|--|----------|-------------|----------------|
|   | Graduates     | % Employed   | Average  | % Full-Time | Full-Time Avg. |
| <b>HEALTH PROFESSIONS</b>   |               |  |          |             |                |
| Vocational Rehabilitation Counseling/Counselor (51.2310)              | 55            | 47%  | \$32,992 | 39%         | \$40,025       |
| <b>HISTORY</b>  |               |  |          |             |                |
| History, General (54.0101)  | 19            | 74%  | \$37,653 | 61%         | \$42,309       |
| <b>LAW ENFORCEMENT &amp; PROTECTIVE SERV.</b>                         |               |  |          |             |                |
| Criminal Justice/Safety Studies (43.0104)                             | 23            | 87%  | \$34,494 | 63%         | \$42,871       |
| <b>LIBERAL ARTS &amp; SCI., GEN. STUDIES</b>                          |               |  |          |             |                |
| Liberal Arts and Sciences/Liberal Studies (24.0101)                   | 12            | 58%  | \$30,566 | 30%         | \$47,240       |
| <b>PHYSICAL SCIENCES</b>  |               |  |          |             |                |
| Physical Sciences (40.0101)   | 11            | 73%  | \$40,774 | 57%         | \$37,299       |
| <b>PUBLIC ADMIN. &amp; SOCIAL SERVICE</b>                             |               |  |          |             |                |
| Public Administration (44.0401)                                       | 23            | 70%  | \$46,736 | 55%         | \$54,824       |
| Public Administration and Social Service Professions, Other (44.9999) | 72            | 43%  | \$28,162 | 30%         | \$34,828       |
| Social Work (44.0701)   | 133           | 91%  | \$43,022 | 82%         | \$46,010       |

| Doctor's Degrees - Research/Scholarship                    | 2015 and 2016 | 2016 and 2017 First Year Employment Reported in Arkansas |          |             |                |
|--|---------------|--|----------|-------------|----------------|
|  | Graduates     | % Employed   | Average  | % Full-Time | Full-Time Avg. |
| ALL AREAS OF STUDY   | 98            | 48%  | \$63,208 | 38%         | \$72,125       |
| <b>COMPUTER &amp; INFORMATION SCIENCES</b>                 |               |  |          |             |                |
| Computer Programming/Programmer, General (11.0201)         | 19            | 47%  | \$78,443 | 32%         | \$92,150       |
| <b>EDUCATION</b>   |               |  |          |             |                |
| Higher Education/Higher Education Administration (13.0406) | 17            | 94%  | \$67,776 | 88%         | \$72,043       |
| <b>PHYSICAL SCIENCES</b>                                   |               |  |          |             |                |
| Physical Sciences (40.0101)                                | 26            | 31%  | \$41,039 | 19%         | \$50,460       |



# University of Arkansas at Little Rock - 2018 Economic Security Report

| Doctor's Degrees - Professional Practice | 2015 and 2016 |  | 2016 and 2017 First Year Employment Reported in Arkansas |          |             |                |
|--|---------------|--|--|----------|-------------|----------------|
|  | Graduates     |  | % Employed   | Average  | % Full-Time | Full-Time Avg. |
| ALL AREAS OF STUDY                       | 249           |  | 68%  | \$48,739 | 52%         | \$57,897       |
| <b>LEGAL PROFESSIONS &amp; STUDIES</b>   |               |  |  |          |             |                |
| Law (22.0101)                            | 249           |  | 68%  | \$48,739 | 52%         | \$57,897       |

# University of Arkansas at Monticello - 2018 Economic Security Report

| Certificates of Proficiency                                      | 2015 and 2016 |            | 2016 and 2017 First Year Employment Reported in Arkansas |             |                |  |
|--|---------------|------------|--|-------------|----------------|--|
|  | Graduates     | % Employed | Average  | % Full-Time | Full-Time Avg. |  |
| ALL AREAS OF STUDY   | 189           | 65%        | \$11,969   | 26%         | \$22,309       |  |
| <b>FAMILY &amp; CONSUMER SCIENCES</b>                            |               |            |  |             |                |  |
| Child Development (19.0706)                                      | 22            | 73%        | \$14,406   | 43%         | \$22,426       |  |
| <b>HEALTH PROFESSIONS</b>  |               |            |  |             |                |  |
| Nursing Assistant/Aide and Patient Care Assistant/Aide (51.3902) | 123           | 66%        | \$9,443  | 23%         | \$21,505       |  |

| Technical Certificates   | 2015 and 2016 |            | 2016 and 2017 First Year Employment Reported in Arkansas |             |                |  |
|--|---------------|------------|--|-------------|----------------|--|
|  | Graduates     | % Employed | Average  | % Full-Time | Full-Time Avg. |  |
| ALL AREAS OF STUDY   | 200           | 67%        | \$20,674   | 46%         | \$27,742       |  |
| <b>FAMILY &amp; CONSUMER SCIENCES</b>                              |               |            |  |             |                |  |
| Child Care and Support Services Management (19.0708)               | 34            | 71%        | \$13,848   | 38%         | \$21,834       |  |
| <b>HEALTH PROFESSIONS</b>  |               |            |  |             |                |  |
| Health Information/Medical Records Technology/Technician (51.0707) | 22            | 59%        | \$16,185   | 42%         | \$21,805       |  |
| Licensed Practical/Vocational Nurse Training (51.3901)             | 32            | 88%        | \$31,070   | 75%         | \$30,001       |  |
| <b>MECHANIC &amp; REPAIR TECHNOLOGIES</b>                          |               |            |  |             |                |  |
| Industrial Mechanics and Maintenance Technology (47.0303)          | 25            | 56%        | \$22,674   | 25%         | \$33,113       |  |
| <b>PRECISION PRODUCTION</b>  |               |            |  |             |                |  |
| Welding Technology/Welder (48.0508)                                | 31            | 87%        | \$23,320   | 57%         | \$31,040       |  |

# University of Arkansas at Monticello - 2018 Economic Security Report

| Associate Degrees                            | 2015 and 2016                                     |           | 2016 and 2017 First Year Employment Reported in Arkansas |          |             |                |
|--|---|-----------|--|----------|-------------|----------------|
|  |   | Graduates | % Employed   | Average  | % Full-Time | Full-Time Avg. |
|  | ALL AREAS OF STUDY                                | 283       | 63%  | \$17,458 | 43%         | \$31,964       |
| <b>HEALTH PROFESSIONS</b>                    |   |           |  |          |             |                |
|  | Registered Nursing/Registered Nurse (51.3801)     | 18        | 56%  | \$44,853 | 35%         | \$55,301       |
| <b>LIBERAL ARTS &amp; SCI., GEN. STUDIES</b> |   |           |  |          |             |                |
|  | General Studies (24.0102)                         | 207       | 59%  | \$13,726 | 39%         | \$32,087       |
| <b>MULTI/INTERDISCIPLINARY STUDIES</b>       |   |           |  |          |             |                |
|  | Multi-/Interdisciplinary Studies, Other (30.9999) | 55        | 76%  | \$21,377 | 54%         | \$25,146       |

| Advanced Certificates         | 2015 and 2016   |           | 2016 and 2017 First Year Employment Reported in Arkansas |          |             |                |
|-------------------------------|---|-----------|--|----------|-------------|----------------|
|                               |   | Graduates | % Employed   | Average  | % Full-Time | Full-Time Avg. |
|                               | ALL AREAS OF STUDY  | 56        | 64%  | \$47,447 | 48%         | \$59,549       |
| <b>ENGINEERING TECHNOLOGY</b> |   |           |  |          |             |                |
|                               | Electromechanical and Instrumentation and Maintenance Technologies/Technicians, Other (15.0499) | 54        | 65%  | \$48,675 | 50%         | \$59,549       |

# University of Arkansas at Monticello - 2018 Economic Security Report

| Baccalaureate Degrees                                     | 2015 and 2016 |            | 2016 and 2017 First Year Employment Reported in Arkansas |             |                |  |
|---|---------------|------------|--|-------------|----------------|--|
|   | Graduates     | % Employed | Average  | % Full-Time | Full-Time Avg. |  |
| ALL AREAS OF STUDY  | 589           | 69%        | \$29,067   | 51%         | \$37,231       |  |
| <b>AGRICULTURE</b>  |               |            |  |             |                |  |
| Agribusiness/Agricultural Business Operations (01.0102)   | 42            | 76%        | \$30,307   | 60%         | \$34,194       |  |
| <b>BUSINESS, MANAGEMENT &amp; MARKETING</b>               |               |            |  |             |                |  |
| Accounting (52.0301)                                      | 29            | 86%        | \$35,868   | 71%         | \$40,923       |  |
| Business Administration and Management, General (52.0201) | 55            | 53%        | \$33,496   | 46%         | \$39,325       |  |
| Management Information Systems, General (52.1201)         | 27            | 74%        | \$41,788   | 69%         | \$41,990       |  |
| <b>EDUCATION</b>  |               |            |  |             |                |  |
| Kindergarten/Preschool Education and Teaching (13.1209)   | 40            | 93%        | \$31,548   | 86%         | \$32,547       |  |
| <b>ENGLISH LANGUAGE &amp; LITERATURE</b>                  |               |            |  |             |                |  |
| English Language and Literature, General (23.0101)        | 19            | 68%        | \$16,489   | 33%         | \$29,186       |  |
| <b>HEALTH PROFESSIONS</b>                                 |               |            |  |             |                |  |
| Registered Nursing/Registered Nurse (51.3801)             | 52            | 88%        | \$51,592   | 80%         | \$55,279       |  |
| <b>HISTORY</b>  |               |            |  |             |                |  |
| History, General (54.0101)                                | 12            | 75%        | \$13,727   | 38%         | \$17,906       |  |
| <b>LAW ENFORCEMENT &amp; PROTECTIVE SERV.</b>             |               |            |  |             |                |  |
| Criminal Justice/Safety Studies (43.0104)                 | 41            | 66%        | \$24,063   | 51%         | \$27,443       |  |
| <b>LIBERAL ARTS &amp; SCI., GEN. STUDIES</b>              |               |            |  |             |                |  |
| General Studies (24.0102)                                 | 52            | 42%        | \$18,836   | 23%         | \$27,323       |  |
| <b>MULTI/INTERDISCIPLINARY STUDIES</b>                    |               |            |  |             |                |  |
| Multi-/Interdisciplinary Studies, Other (30.9999)         | 14            | 71%        | \$20,139   | 54%         | \$24,408       |  |
| <b>NATURAL RESOURCES &amp; CONSERVATION</b>               |               |            |  |             |                |  |
| Forestry, General (03.0501)                               | 12            | 100%       | \$28,699   | 64%         | \$39,457       |  |
| <b>PARKS, RECREATION, LEISURE &amp; FITNESS</b>           |               |            |  |             |                |  |
| Health and Physical Education/Fitness, General (31.0501)  | 35            | 46%        | \$18,309   | 14%         | \$27,475       |  |
| <b>PSYCHOLOGY</b>   |               |            |  |             |                |  |
| Psychology, General (42.0101)                             | 37            | 76%        | \$18,985   | 32%         | \$26,813       |  |

# University of Arkansas at Monticello - 2018 Economic Security Report

| Master's Degrees   | 2015 and 2016 |            | 2016 and 2017 First Year Employment Reported in Arkansas |             |                |  |
|--|---------------|------------|--|-------------|----------------|--|
|  | Graduates     | % Employed | Average  | % Full-Time | Full-Time Avg. |  |
| ALL AREAS OF STUDY   | 166           | 80%        | \$39,304   | 68%         | \$42,152       |  |
| <b>EDUCATION</b>   |               |            |  |             |                |  |
| Educational Leadership and Administration, General (13.0401) | 14            | 93%        | \$54,283   | 92%         | \$52,200       |  |
| Secondary Education and Teaching (13.1205)                   | 95            | 91%        | \$38,284   | 81%         | \$39,910       |  |
| Teacher Education, Multiple Levels (13.1206)                 | 23            | 87%        | \$41,633   | 75%         | \$44,513       |  |
| <b>PARKS, RECREATION, LEISURE &amp; FITNESS</b>              |               |            |  |             |                |  |
| Health and Physical Education/Fitness, General (31.0501)     | 18            | 61%        | \$30,448   | 31%         | \$41,965       |  |

# University of Arkansas at Pine Bluff - 2018 Economic Security Report

| Associate Degrees                                   | 2015 and 2016 |            | 2016 and 2017 First Year Employment Reported in Arkansas |             |                |  |
|---|---------------|------------|--|-------------|----------------|--|
|   | Graduates     | % Employed | Average  | % Full-Time | Full-Time Avg. |  |
| ALL AREAS OF STUDY                                  | 18            | 61%        | \$27,031   | 47%         | \$31,258       |  |
| <b>LIBERAL ARTS &amp; SCI., GEN. STUDIES</b>        |               |            |  |             |                |  |
| Liberal Arts and Sciences/Liberal Studies (24.0101) | 18            | 61%        | \$27,031   | 47%         | \$31,258       |  |

# University of Arkansas at Pine Bluff - 2018 Economic Security Report

| Baccalaureate Degrees  | 2015 and 2016 |            | 2016 and 2017 First Year Employment Reported in Arkansas |             |                |  |
|--|---------------|------------|--|-------------|----------------|--|
|  | Graduates     | % Employed | Average  | % Full-Time | Full-Time Avg. |  |
| ALL AREAS OF STUDY   | 732           | 58%        | \$23,427   | 36%         | \$31,191       |  |
| <b>AGRICULTURE</b>   |               |            |  |             |                |  |
| Agribusiness/Agricultural Business Operations (01.0102)        | 30            | 53%        | \$20,018   | 26%         | \$33,844       |  |
| <b>BIOLOGICAL &amp; BIOMEDICAL SCIENCES</b>                    |               |            |  |             |                |  |
| Biology/Biological Sciences, General (26.0101)                 | 92            | 60%        | \$18,983   | 26%         | \$28,411       |  |
| <b>BUSINESS, MANAGEMENT &amp; MARKETING</b>                    |               |            |  |             |                |  |
| Accounting (52.0301)   | 24            | 42%        | \$22,323   | 26%         | \$32,493       |  |
| Business Administration and Management, General (52.0201)      | 73            | 53%        | \$27,213   | 36%         | \$34,488       |  |
| <b>COMMUNICATION &amp; JOURNALISM</b>                          |               |            |  |             |                |  |
| Journalism (09.0401)   | 18            | 50%        | \$24,291   | 41%         | \$25,768       |  |
| <b>EDUCATION</b>   |               |            |  |             |                |  |
| Physical Education Teaching and Coaching (13.1314)             | 47            | 55%        | \$22,396   | 37%         | \$28,209       |  |
| <b>ENGINEERING TECHNOLOGY</b>                                  |               |            |  |             |                |  |
| Industrial Technology/Technician (15.0612)                     | 33            | 58%        | \$39,983   | 45%         | \$49,939       |  |
| <b>ENGLISH LANGUAGE &amp; LITERATURE</b>                       |               |            |  |             |                |  |
| English Language and Literature, General (23.0101)             | 13            | 46%        | \$34,237   | 46%         | \$34,237       |  |
| <b>FAMILY &amp; CONSUMER SCIENCES</b>                          |               |            |  |             |                |  |
| Family and Consumer Sciences/Human Sciences, General (19.0101) | 42            | 74%        | \$20,540   | 49%         | \$25,343       |  |
| <b>HEALTH PROFESSIONS</b>                                      |               |            |  |             |                |  |
| Rehabilitation and Therapeutic Professions, Other (51.2399)    | 22            | 55%        | \$22,613   | 25%         | \$27,947       |  |
| <b>LAW ENFORCEMENT &amp; PROTECTIVE SERV.</b>                  |               |            |  |             |                |  |
| Criminal Justice/Safety Studies (43.0104)                      | 103           | 63%        | \$25,396   | 45%         | \$30,108       |  |
| <b>LIBERAL ARTS &amp; SCI., GEN. STUDIES</b>                   |               |            |  |             |                |  |
| General Studies (24.0102)                                      | 58            | 59%        | \$19,886   | 32%         | \$26,913       |  |
| <b>PHYSICAL SCIENCES</b>                                       |               |            |  |             |                |  |
| Chemistry, General (40.0501)                                   | 20            | 75%        | \$22,488   | 36%         | \$32,277       |  |

# University of Arkansas at Pine Bluff - 2018 Economic Security Report

| Baccalaureate Degrees                     | 2015 and 2016 | 2016 and 2017 First Year Employment Reported in Arkansas |          |             |                |
|---|---------------|--|----------|-------------|----------------|
|   | Graduates     | % Employed   | Average  | % Full-Time | Full-Time Avg. |
| <b>PSYCHOLOGY</b>                         |               |  |          |             |                |
| Psychology, General (42.0101)             | 33            | 61%  | \$20,249 | 40%         | \$27,838       |
| <b>PUBLIC ADMIN. &amp; SOCIAL SERVICE</b> |               |  |          |             |                |
| Social Work (44.0701)                     | 32            | 69%  | \$25,541 | 50%         | \$31,085       |
| <b>SOCIAL SCIENCES</b>                    |               |  |          |             |                |
| Social Sciences, General (45.0101)        | 22            | 36%  | \$22,319 | 15%         | \$30,875       |

| Master's Degrees   | 2015 and 2016 | 2016 and 2017 First Year Employment Reported in Arkansas |          |             |                |
|--|---------------|--|----------|-------------|----------------|
|  | Graduates     | % Employed   | Average  | % Full-Time | Full-Time Avg. |
| <b>AGRICULTURE</b>   |               |  |          |             |                |
| ALL AREAS OF STUDY   | 61            | 56%  | \$36,633 | 44%         | \$42,170       |
| Agriculture, Agriculture Operations, and Related Sciences, Other (01.9999) | 12            | 50%  | \$44,696 | 50%         | \$44,696       |
| <b>COMPUTER &amp; INFORMATION SCIENCES</b>                                 |               |  |          |             |                |
| Computer and Information Sciences, General (11.0101)                       | 23            | 48%  | \$38,559 | 39%         | \$45,171       |



# University of Arkansas for Medical Sciences - 2018 Economic Security Report

| Associate Degrees   | 2015 and 2016 | 2016 and 2017 First Year Employment Reported in Arkansas |          |             |                |
|---|---------------|--|----------|-------------|----------------|
|   | Graduates     | % Employed   | Average  | % Full-Time | Full-Time Avg. |
| ALL AREAS OF STUDY  | 88            | 86%  | \$36,191 | 69%         | \$39,928       |
| <b>HEALTH PROFESSIONS</b>   |               |  |          |             |                |
| Health Information/Medical Records Technology/Technician (51.0707)    | 31            | 77%  | \$32,299 | 65%         | \$34,768       |
| Medical Radiologic Technology/Science - Radiation Therapist (51.0907) | 33            | 88%  | \$37,915 | 67%         | \$44,382       |
| Surgical Technology/Technologist (51.0909)                            | 16            | 100%   | \$39,591 | 86%         | \$44,126       |

| Baccalaureate Degrees  | 2015 and 2016 | 2016 and 2017 First Year Employment Reported in Arkansas |          |             |                |
|--|---------------|--|----------|-------------|----------------|
|  | Graduates     | % Employed   | Average  | % Full-Time | Full-Time Avg. |
| ALL AREAS OF STUDY   | 604           | 80%  | \$48,614 | 69%         | \$52,490       |
| <b>HEALTH PROFESSIONS</b>  |               |  |          |             |                |
| Allied Health Diagnostic, Intervention, and Treatment Professions, Other (51.0999) | 26            | 54%  | \$40,711 | 44%         | \$48,516       |
| Clinical Laboratory Science/Medical Technology/Technologist (51.1005)              | 76            | 76%  | \$40,679 | 63%         | \$45,485       |
| Dental Hygiene/Hygienist (51.0602)   | 68            | 87%  | \$46,954 | 79%         | \$50,499       |
| Diagnostic Medical Sonography/Sonographer and Ultrasound Technician (51.0910)      | 24            | 83%  | \$50,447 | 75%         | \$53,443       |
| Medical Radiologic Technology/Science - Radiation Therapist (51.0907)              | 50            | 76%  | \$48,324 | 64%         | \$53,079       |
| Nuclear Medical Technology/Technologist (51.0905)                                  | 23            | 57%  | \$51,612 | 50%         | \$53,644       |
| Registered Nursing/Registered Nurse (51.3801)                                      | 316           | 84%  | \$51,014 | 72%         | \$55,084       |

# University of Arkansas for Medical Sciences - 2018 Economic Security Report

| Post-Baccalaureate Certificates            | 2015 and 2016 | 2016 and 2017 First Year Employment Reported in Arkansas |           |             |                |
|--|---------------|--|-----------|-------------|----------------|
|  | Graduates     | % Employed   | Average   | % Full-Time | Full-Time Avg. |
| ALL AREAS OF STUDY                         | 69            | 43%  | \$80,758  | 29%         | \$117,432      |
| <b>HEALTH PROFESSIONS</b>                  |               |  |           |             |                |
| Dietetics/Dietitian (51.3101)              | 20            | 55%  | \$36,532  | 38%         | \$34,689       |
| <b>MULTI/INTERDISCIPLINARY STUDIES</b>     |               |  |           |             |                |
| Biological and Physical Sciences (30.0101) | 24            | 50%  | \$147,722 | 41%         | \$186,604      |

| Master's Degrees  | 2015 and 2016 | 2016 and 2017 First Year Employment Reported in Arkansas |          |             |                |
|---|---------------|--|----------|-------------|----------------|
|   | Graduates     | % Employed   | Average  | % Full-Time | Full-Time Avg. |
| ALL AREAS OF STUDY  | 427           | 77%  | \$73,663 | 68%         | \$82,425       |
| <b>HEALTH PROFESSIONS</b>   |               |  |          |             |                |
| Audiology/Audiologist and Speech-Language Pathology/Pathologist (51.0204) | 39            | 67%  | \$51,331 | 63%         | \$53,504       |
| Health/Health Care Administration/Management (51.0701)                    | 27            | 85%  | \$56,116 | 81%         | \$59,909       |
| Nursing Science (51.3808)   | 214           | 87%  | \$89,720 | 80%         | \$95,653       |
| Physician Assistant (51.0912)   | 26            | 85%  | \$94,678 | 77%         | \$101,023      |
| Public Health, General (51.2201)  | 65            | 74%  | \$39,923 | 59%         | \$51,548       |
| <b>MULTI/INTERDISCIPLINARY STUDIES</b>                                    |               |  |          |             |                |
| Nutrition Sciences (30.1901)  | 13            | 54%  | \$32,737 | 42%         | \$40,714       |

| Doctor's Degrees - Research/Scholarship    | 2015 and 2016 | 2016 and 2017 First Year Employment Reported in Arkansas |          |             |                |
|--|---------------|--|----------|-------------|----------------|
|  | Graduates     | % Employed   | Average  | % Full-Time | Full-Time Avg. |
| ALL AREAS OF STUDY                         | 83            | 43%  | \$60,579 | 36%         | \$70,264       |
| <b>HEALTH PROFESSIONS</b>                  |               |  |          |             |                |
| Audiology/Audiologist (51.0202)            | 13            | 62%  | \$62,719 | 54%         | \$68,093       |
| <b>MULTI/INTERDISCIPLINARY STUDIES</b>     |               |  |          |             |                |
| Biological and Physical Sciences (30.0101) | 20            | 25%  | \$39,591 | 17%         | \$49,622       |

# University of Arkansas for Medical Sciences - 2018 Economic Security Report

| Doctor's Degrees - Professional Practice | 2015 and 2016 |            | 2016 and 2017 First Year Employment Reported in Arkansas |             |                |  |
|--|---------------|------------|--|-------------|----------------|--|
|  | Graduates     | % Employed | Average  | % Full-Time | Full-Time Avg. |  |
| ALL AREAS OF STUDY                       | 564           | 57%        | \$83,813   | 50%         | \$88,961       |  |
| <b>HEALTH PROFESSIONS</b>                |               |            |  |             |                |  |
| Medicine (51.1201)                       | 316           | 43%        | \$46,698   | 38%         | \$50,047       |  |
| Nursing Practice (51.3818)               | 15            | 80%        | \$92,179   | 67%         | \$101,866      |  |
| Pharmacy (51.2001)                       | 224           | 73%        | \$113,752  | 65%         | \$121,115      |  |

# University of Central Arkansas - 2018 Economic Security Report

| Associate Degrees                            | 2015 and 2016 |            | 2016 and 2017 First Year Employment Reported in Arkansas |             |                |  |
|--|---------------|------------|--|-------------|----------------|--|
|  | Graduates     | % Employed | Average  | % Full-Time | Full-Time Avg. |  |
| ALL AREAS OF STUDY                           | 100           | 66%        | \$20,283   | 31%         | \$44,329       |  |
| <b>LIBERAL ARTS &amp; SCI., GEN. STUDIES</b> |               |            |  |             |                |  |
| General Studies (24.0102)                    | 100           | 66%        | \$20,283   | 31%         | \$44,329       |  |

# University of Central Arkansas - 2018 Economic Security Report

| Baccalaureate Degrees   | 2015 and 2016 |            | 2016 and 2017 First Year Employment Reported in Arkansas |             |                |  |
|---|---------------|------------|--|-------------|----------------|--|
|   | Graduates     | % Employed | Average  | % Full-Time | Full-Time Avg. |  |
| ALL AREAS OF STUDY  | 2,770         | 70%        | \$28,724   | 53%         | \$37,935       |  |
| <b>BIOLOGICAL &amp; BIOMEDICAL SCIENCES</b>                             |               |            |  |             |                |  |
| Biology/Biological Sciences, General (26.0101)                          | 150           | 57%        | \$16,768   | 33%         | \$28,906       |  |
| <b>BUSINESS, MANAGEMENT &amp; MARKETING</b>                             |               |            |  |             |                |  |
| Accounting (52.0301)  | 77            | 73%        | \$38,166   | 61%         | \$43,087       |  |
| Business Administration and Management, General (52.0201)               | 37            | 62%        | \$37,541   | 44%         | \$42,957       |  |
| Business/Commerce, General (52.0101)                                    | 109           | 70%        | \$35,649   | 64%         | \$39,916       |  |
| Entrepreneurship/Entrepreneurial Studies (52.0701)                      | 17            | 71%        | \$33,579   | 60%         | \$40,962       |  |
| Finance, General (52.0801)  | 54            | 65%        | \$35,242   | 64%         | \$41,339       |  |
| Insurance (52.1701)   | 20            | 90%        | \$51,610   | 80%         | \$55,552       |  |
| Management Information Systems, General (52.1201)                       | 71            | 82%        | \$40,691   | 71%         | \$44,868       |  |
| Marketing/Marketing Management, General (52.1401)                       | 75            | 60%        | \$32,402   | 47%         | \$39,442       |  |
| <b>COMMUNICATION &amp; JOURNALISM</b>                                   |               |            |  |             |                |  |
| Communication and Media Studies (09.0100)                               | 30            | 63%        | \$32,128   | 39%         | \$46,067       |  |
| Journalism (09.0401)  | 37            | 62%        | \$22,539   | 45%         | \$30,000       |  |
| Public Relations, Advertising, and Applied Communication (09.0900)      | 55            | 75%        | \$28,859   | 51%         | \$36,928       |  |
| <b>COMPUTER &amp; INFORMATION SCIENCES</b>                              |               |            |  |             |                |  |
| Computer and Information Sciences, General (11.0101)                    | 68            | 78%        | \$44,616   | 67%         | \$49,911       |  |
| <b>EDUCATION</b>  |               |            |  |             |                |  |
| Elementary Education and Teaching (13.1202)                             | 18            | 78%        | \$34,043   | 71%         | \$34,775       |  |
| Family and Consumer Sciences/Home Economics Teacher Education (13.1308) | 13            | 92%        | \$32,044   | 78%         | \$37,268       |  |
| Junior High/Intermediate/Middle School Education and Teaching (13.1203) | 41            | 80%        | \$33,507   | 66%         | \$35,823       |  |
| Kindergarten/Preschool Education and Teaching (13.1209)                 | 146           | 86%        | \$30,825   | 70%         | \$34,502       |  |
| Mathematics Teacher Education (13.1311)                                 | 12            | 83%        | \$25,867   | 67%         | \$31,998       |  |
| Physical Education Teaching and Coaching (13.1314)                      | 30            | 87%        | \$32,188   | 62%         | \$39,530       |  |

Full-Time Employment requires Arkansas wages reported in all four quarters of the first year after graduation and total wages of at least \$13,260.

# University of Central Arkansas - 2018 Economic Security Report

| Baccalaureate Degrees   | 2015 and 2016 |            | 2016 and 2017 First Year Employment Reported in Arkansas |             |                |  |
|---|---------------|------------|--|-------------|----------------|--|
|   | Graduates     | % Employed | Average  | % Full-Time | Full-Time Avg. |  |
| Social Studies Teacher Education (13.1318)                                | 15            | 73%        | \$23,681   | 46%         | \$30,129       |  |
| <b>ENGLISH LANGUAGE &amp; LITERATURE</b>                                  |               |            |  |             |                |  |
| Creative Writing (23.1302)  | 27            | 59%        | \$13,678   | 27%         | \$23,989       |  |
| English Language and Literature, General (23.0101)                        | 62            | 77%        | \$22,694   | 52%         | \$28,039       |  |
| Writing, General (23.1301)  | 12            | 67%        | \$24,429   | 50%         | \$34,979       |  |
| <b>FAMILY &amp; CONSUMER SCIENCES</b>                                     |               |            |  |             |                |  |
| Family and Consumer Sciences/Human Sciences, General (19.0101)            | 87            | 75%        | \$22,539   | 54%         | \$29,152       |  |
| Foods, Nutrition, and Wellness Studies, General (19.0501)                 | 89            | 69%        | \$17,607   | 40%         | \$28,361       |  |
| <b>FOREIGN LANGUAGES &amp; LINGUISTICS</b>                                |               |            |  |             |                |  |
| Foreign Languages and Literatures, General (16.0101)                      | 14            | 79%        | \$25,280   | 45%         | \$43,179       |  |
| Linguistics (16.0102)   | 16            | 31%        | \$21,637   | 20%         | \$28,450       |  |
| <b>HEALTH PROFESSIONS</b>   |               |            |  |             |                |  |
| Athletic Training/Trainer (51.0913)                                       | 23            | 61%        | \$20,144   | 18%         | \$32,734       |  |
| Audiology/Audiologist and Speech-Language Pathology/Pathologist (51.0204) | 56            | 55%        | \$15,300   | 43%         | \$29,110       |  |
| Community Health Services/Liaison/Counseling (51.1504)                    | 144           | 65%        | \$23,960   | 46%         | \$32,921       |  |
| Health Professions and Related Clinical Sciences, Other (51.9999)         | 140           | 56%        | \$19,638   | 37%         | \$38,398       |  |
| Medical Radiologic Technology/Science - Radiation Therapist (51.0907)     | 34            | 82%        | \$49,071   | 75%         | \$53,397       |  |
| Registered Nursing/Registered Nurse (51.3801)                             | 133           | 88%        | \$50,850   | 78%         | \$55,182       |  |
| Substance Abuse/Addiction Counseling (51.1501)                            | 33            | 82%        | \$21,646   | 63%         | \$26,573       |  |
| <b>HISTORY</b>  |               |            |  |             |                |  |
| History, General (54.0101)  | 49            | 71%        | \$25,716   | 55%         | \$31,266       |  |
| <b>MATHEMATICS &amp; STATISTICS</b>                                       |               |            |  |             |                |  |
| Mathematics, General (27.0101)  | 32            | 66%        | \$34,365   | 54%         | \$46,241       |  |
| <b>MULTI/INTERDISCIPLINARY STUDIES</b>                                    |               |            |  |             |                |  |
| International/Global Studies (30.2001)                                    | 16            | 31%        | \$19,133   | 20%         | \$27,587       |  |

# University of Central Arkansas - 2018 Economic Security Report

| Baccalaureate Degrees                               | 2015 and 2016 | 2016 and 2017 First Year Employment Reported in Arkansas |          |             |                |
|---|---------------|--|----------|-------------|----------------|
|   | Graduates     | % Employed   | Average  | % Full-Time | Full-Time Avg. |
| <b>NATURAL RESOURCES &amp; CONSERVATION</b>         |               |  |          |             |                |
| Environmental Studies (03.0103)                     | 20            | 65%  | \$29,168 | 50%         | \$36,587       |
| <b>PARKS, RECREATION, LEISURE &amp; FITNESS</b>     |               |  |          |             |                |
| Kinesiology and Exercise Science (31.0505)          | 48            | 77%  | \$22,926 | 60%         | \$30,246       |
| <b>PHILOSOPHY &amp; RELIGIOUS STUDIES</b>           |               |  |          |             |                |
| Philosophy (38.0101)                                | 12            | 75%  | \$23,007 | 63%         | \$27,053       |
| <b>PHYSICAL SCIENCES</b>                            |               |  |          |             |                |
| Chemistry, General (40.0501)                        | 32            | 50%  | \$26,900 | 40%         | \$38,991       |
| Physics, General (40.0801)                          | 25            | 40%  | \$23,545 | 28%         | \$36,784       |
| <b>PSYCHOLOGY</b>                                   |               |  |          |             |                |
| Psychology, General (42.0101)                       | 200           | 71%  | \$21,265 | 51%         | \$28,949       |
| <b>PUBLIC ADMIN. &amp; SOCIAL SERVICE</b>           |               |  |          |             |                |
| Public Administration (44.0401)                     | 11            | 64%  | \$23,784 | 40%         | \$31,939       |
| <b>SOCIAL SCIENCES</b>                              |               |  |          |             |                |
| Economics, General (45.0601)                        | 39            | 59%  | \$34,062 | 42%         | \$45,062       |
| Political Science and Government, General (45.1001) | 27            | 63%  | \$15,170 | 18%         | \$33,800       |
| Sociology (45.1101)                                 | 77            | 83%  | \$24,299 | 63%         | \$32,402       |
| <b>VISUAL &amp; PERFORMING ARTS</b>                 |               |  |          |             |                |
| Art/Art Studies, General (50.0701)                  | 52            | 71%  | \$20,701 | 49%         | \$23,567       |
| Cinematography and Film/Video Production (50.0602)  | 40            | 63%  | \$14,600 | 29%         | \$25,588       |
| Drama and Dramatics/Theatre Arts, General (50.0501) | 18            | 61%  | \$15,616 | 28%         | \$28,108       |
| Interior Design (50.0408)                           | 27            | 63%  | \$28,664 | 38%         | \$37,231       |
| Music Performance, General (50.0903)                | 49            | 69%  | \$22,830 | 43%         | \$34,854       |

# University of Central Arkansas - 2018 Economic Security Report

| Post-Baccalaureate Certificates                   | 2015 and 2016 |            | 2016 and 2017 First Year Employment Reported in Arkansas |             |                |  |
|---|---------------|------------|--|-------------|----------------|--|
|   | Graduates     | % Employed | Average  | % Full-Time | Full-Time Avg. |  |
| ALL AREAS OF STUDY                                | 20            | 80%        | \$43,936   | 71%         | \$46,893       |  |
| <b>EDUCATION</b>                                  |               |            |  |             |                |  |
| Special Education and Teaching, General (13.1001) | 13            | 100%       | \$46,863   | 100%        | \$48,989       |  |



# University of Central Arkansas - 2018 Economic Security Report

| Master's Degrees   | 2015 and 2016 |            | 2016 and 2017 First Year Employment Reported in Arkansas |             |                |  |
|--|---------------|------------|--|-------------|----------------|--|
|  | Graduates     | % Employed | Average  | % Full-Time | Full-Time Avg. |  |
| ALL AREAS OF STUDY   | 1,098         | 77%        | \$46,767   | 65%         | \$51,863       |  |
| <b>BIOLOGICAL &amp; BIOMEDICAL SCIENCES</b>  |               |            |  |             |                |  |
| Biology/Biological Sciences, General (26.0101)   | 21            | 62%        | \$27,424   | 37%         | \$39,201       |  |
| <b>BUSINESS, MANAGEMENT &amp; MARKETING</b>  |               |            |  |             |                |  |
| Accounting (52.0301)   | 16            | 63%        | \$45,186   | 56%         | \$46,918       |  |
| Business Administration and Management, General (52.0201)                                    | 74            | 55%        | \$41,940   | 42%         | \$50,238       |  |
| <b>COMPUTER &amp; INFORMATION SCIENCES</b>   |               |            |  |             |                |  |
| Computer Science (11.0701)   | 20            | 25%        | \$47,993   | 26%         | \$47,993       |  |
| <b>EDUCATION</b>   |               |            |  |             |                |  |
| College Student Counseling and Personnel Services (13.1102)                                  | 36            | 33%        | \$34,407   | 33%         | \$34,407       |  |
| Counselor Education/School Counseling and Guidance Services (13.1101)                        | 46            | 96%        | \$47,996   | 88%         | \$49,057       |  |
| Education, General (13.0101)   | 28            | 82%        | \$39,509   | 70%         | \$39,193       |  |
| Educational Administration and Supervision, Other (13.0499)                                  | 21            | 90%        | \$52,733   | 78%         | \$54,670       |  |
| Educational/Instructional Technology (13.0501)   | 12            | 100%       | \$46,292   | 75%         | \$51,596       |  |
| Reading Teacher Education (13.1315)  | 17            | 94%        | \$42,105   | 77%         | \$44,334       |  |
| Special Education and Teaching, General (13.1001)  | 13            | 92%        | \$39,129   | 83%         | \$40,840       |  |
| Teacher Education and Professional Development, Specific Levels and Methods, Other (13.1299) | 222           | 88%        | \$38,173   | 72%         | \$41,404       |  |
| <b>ENGLISH LANGUAGE &amp; LITERATURE</b>   |               |            |  |             |                |  |
| English Language and Literature, General (23.0101)   | 12            | 83%        | \$38,974   | 64%         | \$38,881       |  |
| <b>FAMILY &amp; CONSUMER SCIENCES</b>  |               |            |  |             |                |  |
| Family and Consumer Sciences/Human Sciences, General (19.0101)                               | 51            | 80%        | \$33,949   | 61%         | \$40,522       |  |
| <b>HEALTH PROFESSIONS</b>  |               |            |  |             |                |  |
| Audiology/Audiologist and Speech-Language Pathology/Pathologist (51.0204)                    | 55            | 60%        | \$46,691   | 52%         | \$51,615       |  |
| Community Health Services/Liaison/Counseling (51.1504)                                       | 20            | 45%        | \$46,994   | 39%         | \$55,054       |  |
| Mental Health Counseling/Counselor (51.1508)   | 13            | 62%        | \$47,515   | 50%         | \$54,153       |  |

Full-Time Employment requires Arkansas wages reported in all four quarters of the first year after graduation and total wages of at least \$13,260.

# University of Central Arkansas - 2018 Economic Security Report

| Master's Degrees                              | 2015 and 2016 | 2016 and 2017 First Year Employment Reported in Arkansas |          |             |                |
|---|---------------|--|----------|-------------|----------------|
|   | Graduates     | % Employed   | Average  | % Full-Time | Full-Time Avg. |
| Occupational Therapy/Therapist (51.2306)      | 144           | 83%  | \$57,453 | 69%         | \$64,905       |
| Registered Nursing/Registered Nurse (51.3801) | 71            | 89%  | \$82,876 | 87%         | \$84,445       |
| <b>LIBRARY SCIENCE</b>                        |               |  |          |             |                |
| Library Science, Other (25.9999)              | 96            | 91%  | \$48,479 | 82%         | \$49,962       |
| <b>MATHEMATICS &amp; STATISTICS</b>           |               |  |          |             |                |
| Mathematics, General (27.0101)                | 12            | 92%  | \$38,729 | 67%         | \$45,450       |
| <b>PSYCHOLOGY</b>                             |               |  |          |             |                |
| Counseling Psychology (42.2803)               | 15            | 73%  | \$41,068 | 71%         | \$44,217       |
| <b>VISUAL &amp; PERFORMING ARTS</b>           |               |  |          |             |                |
| Music Performance, General (50.0903)          | 23            | 61%  | \$38,254 | 45%         | \$50,455       |

| Post-Master's Degree Certificates                               | 2015 and 2016 | 2016 and 2017 First Year Employment Reported in Arkansas |          |             |                |
|---|---------------|--|----------|-------------|----------------|
|   | Graduates     | % Employed   | Average  | % Full-Time | Full-Time Avg. |
| ALL AREAS OF STUDY  | 46            | 89%  | \$68,068 | 73%         | \$74,208       |
| <b>EDUCATION</b>  |               |  |          |             |                |
| Superintendency and Educational System Administration (13.0411) | 32            | 94%  | \$67,181 | 75%         | \$71,791       |

| Doctor's Degrees - Research/Scholarship | 2015 and 2016 | 2016 and 2017 First Year Employment Reported in Arkansas |          |             |                |
|---|---------------|--|----------|-------------|----------------|
|   | Graduates     | % Employed   | Average  | % Full-Time | Full-Time Avg. |
| ALL AREAS OF STUDY                      | 22            | 82%  | \$52,800 | 73%         | \$58,624       |

| Doctor's Degrees - Professional Practice | 2015 and 2016 | 2016 and 2017 First Year Employment Reported in Arkansas |          |             |                |
|--|---------------|--|----------|-------------|----------------|
|  | Graduates     | % Employed   | Average  | % Full-Time | Full-Time Avg. |
| ALL AREAS OF STUDY                       | 119           | 65%  | \$67,859 | 59%         | \$70,063       |
| <b>HEALTH PROFESSIONS</b>                |               |  |          |             |                |
| Nursing Practice (51.3818)               | 11            | 45%  | \$96,004 | 45%         | \$96,004       |
| Physical Therapy/Therapist (51.2308)     | 108           | 67%  | \$65,905 | 61%         | \$68,004       |

Full-Time Employment requires Arkansas wages reported in all four quarters of the first year after graduation and total wages of at least \$13,260.

## **References**

Approximate costs for the various degrees in Arkansas higher education calculated from:  
<https://www.adhe.edu/institutions/institutional-finance/publications/tuition-and-mandatory-fees>

Average Student Loan Debt from the U.S. Department of Education, National Center for Education Statistics, Integrated Postsecondary Education Data System (IPEDS) compiled by The Institute for College Access & Success (TICAS): Project on Student Debt - <http://ticas.org/posd/home>

Arkansas Living Expenses: <http://livingwage.mit.edu/states/05>

Real-Life Arkansas, an online tool for students exploring education and career options:  
<https://www.workforce.arkansas.gov/Real-Life/>

Arkansas Department of Workforce Services: <http://dws.arkansas.gov>

Arkansas wage/earnings information provided by Arkansas Department of Workforce Services:  
<http://dws.arkansas.gov>

Arkansas state-supported institution information provided by Arkansas Department of Higher Education:  
<http://www.adhe.edu>

Arkansas high school graduate information provided by Arkansas Department of Education:  
<http://arkansased.gov>

Data analysis and report authoring provided by Arkansas Research Center:  
<http://arc.arkansas.gov>



(inside back cover, page intentionally left blank)



**For More Information:**

Visit the website of the Arkansas Department of Workforce Services at: [dws.arkansas.gov](http://dws.arkansas.gov)

**Report Supervisors:**

Director Daryl Bassett, Arkansas DWS

**Author:**

Dr. Greg Holland, Arkansas Research Center  
website: [arc.arkansas.gov](http://arc.arkansas.gov)

**Special Thanks to:**

Arkansas Department of Higher Education  
Dr. Jake Walker, Arkansas Research Center

**This first edition of the 2018 report is from September 28, 2018  
The Arkansas Economic Security Report is mandated by Arkansas Act 852 of 2015**

**Find the latest edition of this report at: [www.dws.arkansas.gov/news-info/dws-pub/](http://www.dws.arkansas.gov/news-info/dws-pub/)**

