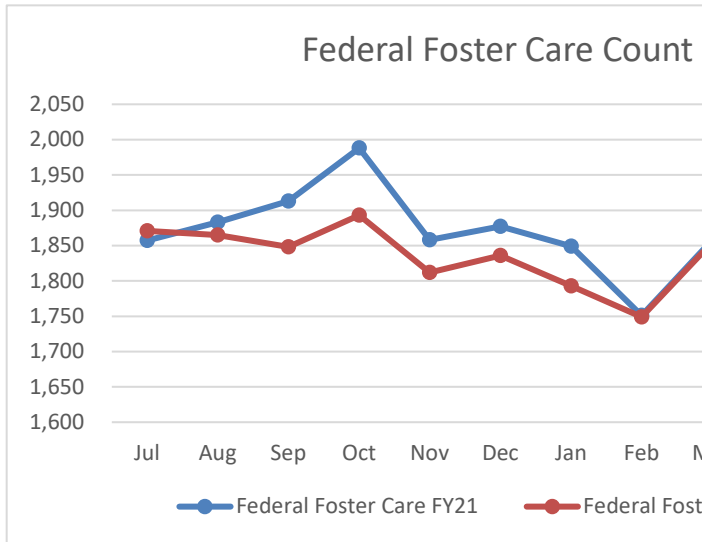


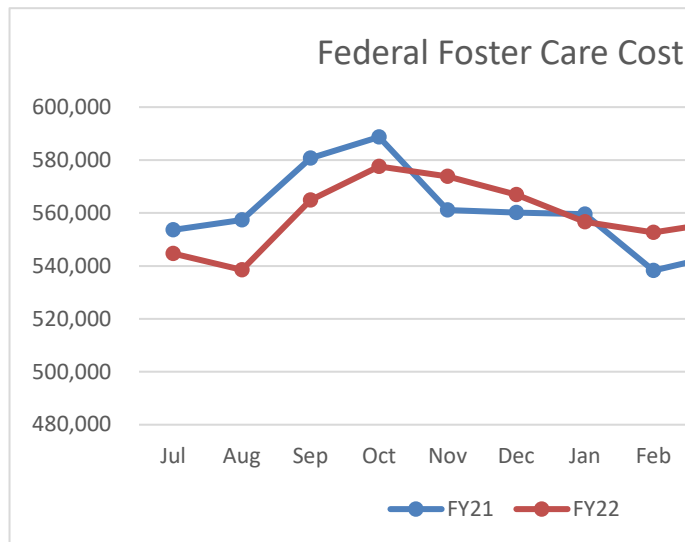
**A lot of info on this tab - This shows a comparison to prior year(s) for Foster Care**

**Federal Foster Care**

	FY21	FY22
Jul	1,857	1,871
Aug	1,883	1,865
Sep	1,913	1,848
Oct	1,988	1,893
Nov	1,858	1,812
Dec	1,877	1,836
Jan	1,849	1,793
Feb	1,751	1,749
Mar	1,858	1,855
Apr	1,843	1,829
May	1,905	1,815
Jun	1,935	

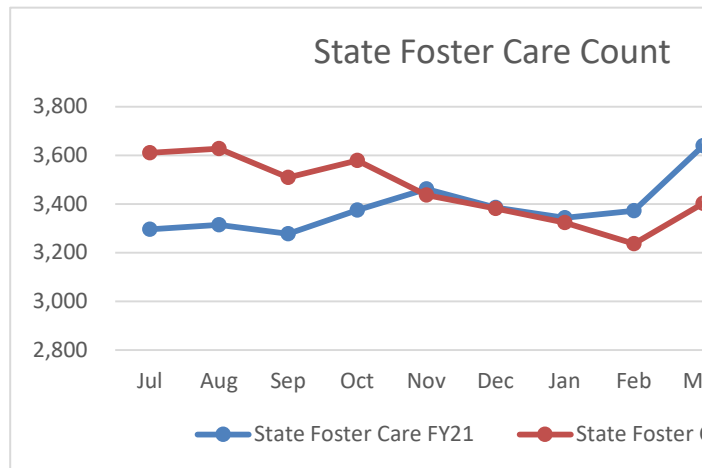


	FY21	FY22
Jul	553,576	544,703
Aug	557,351	538,504
Sep	580,663	564,848
Oct	588,705	577,587
Nov	561,165	573,784
Dec	560,095	566,894
Jan	559,536	556,581
Feb	538,299	552,674
Mar	544,315	556,679
Apr	525,950	552,400
May	540,456	563,011
Jun	545,964	

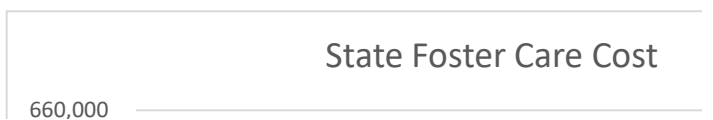


**State Foster Care**

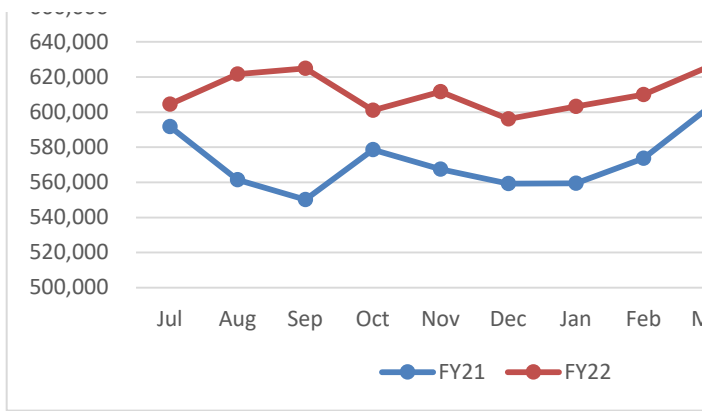
	FY21	FY22
Jul	3,296	3,610
Aug	3,314	3,627
Sep	3,277	3,509
Oct	3,375	3,579
Nov	3,462	3,436
Dec	3,385	3,381
Jan	3,343	3,323
Feb	3,372	3,237
Mar	3,639	3,402
Apr	3,661	3,433
May	3,717	3,414
Jun	3,711	



	FY21	FY22
Jul	591,696	604,518
Aug	561,436	621,598

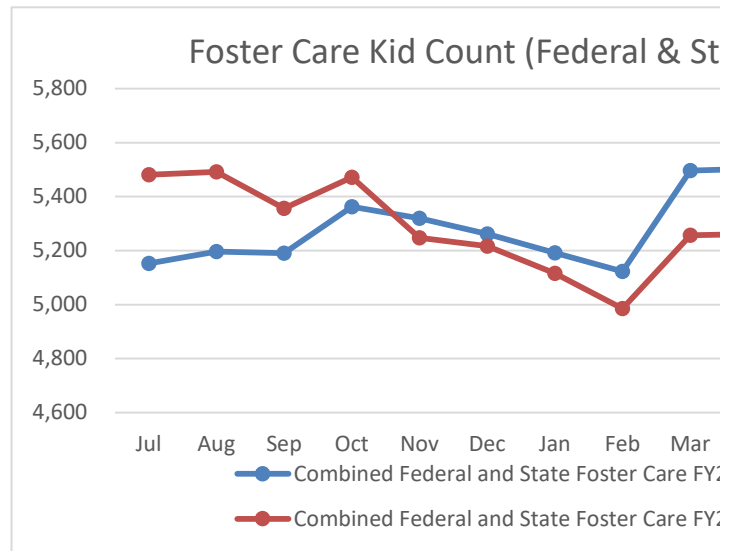


Sep	550,135	624,997
Oct	578,630	600,975
Nov	567,422	611,690
Dec	559,279	596,154
Jan	559,386	603,239
Feb	573,751	609,913
Mar	603,794	626,483
Apr	607,708	637,935
May	618,528	638,529
Jun	610,141	

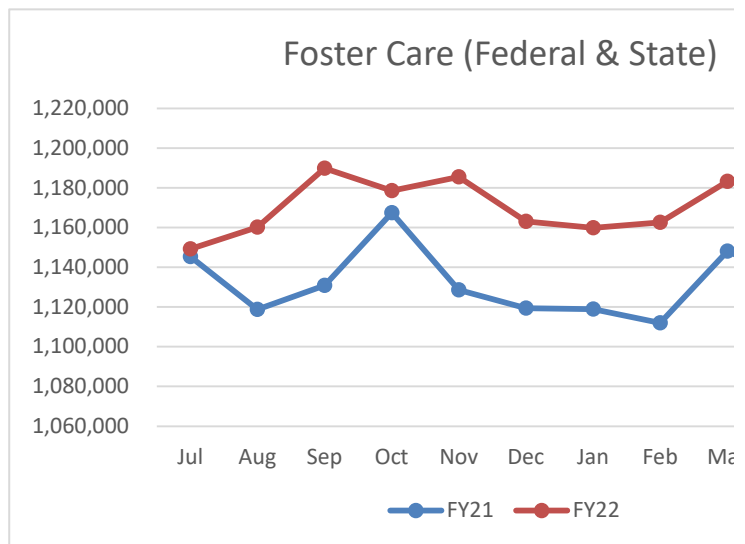


Combined Federal and State Foster Care  
FY21      FY22

Jul	5,153	5,481
Aug	5,197	5,492
Sep	5,190	5,357
Oct	5,363	5,472
Nov	5,320	5,248
Dec	5,262	5,217
Jan	5,192	5,116
Feb	5,123	4,986
Mar	5,497	5,257
Apr	5,504	5,262
May	5,622	5,229
Jun	5,646	



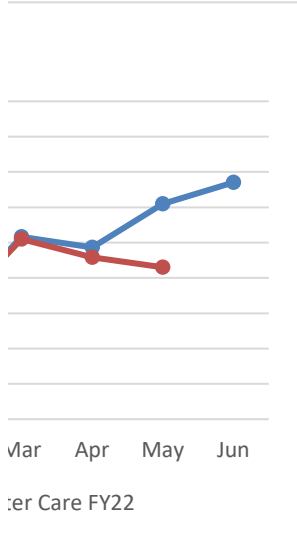
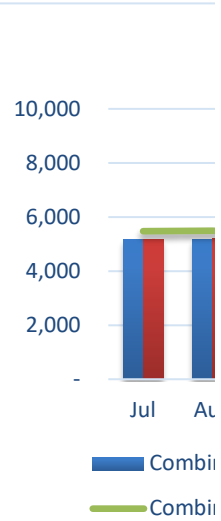
Jul	1,145,272	1,149,220
Aug	1,118,788	1,160,102
Sep	1,130,798	1,189,846
Oct	1,167,335	1,178,563
Nov	1,128,587	1,185,474
Dec	1,119,374	1,163,049
Jan	1,118,922	1,159,820
Feb	1,112,050	1,162,587
Mar	1,148,109	1,183,162
Apr	1,133,658	1,190,335
May	1,158,984	1,201,540
Jun	1,156,104	



## Three year analysis for Foster Care

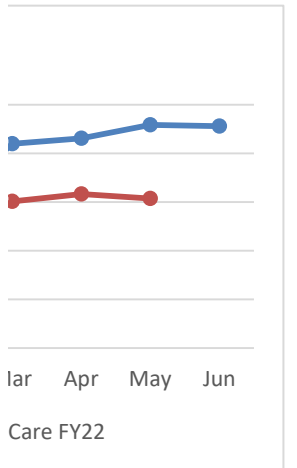
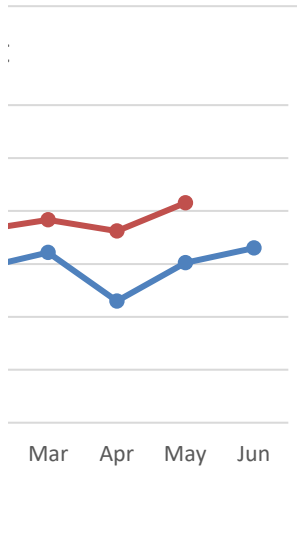
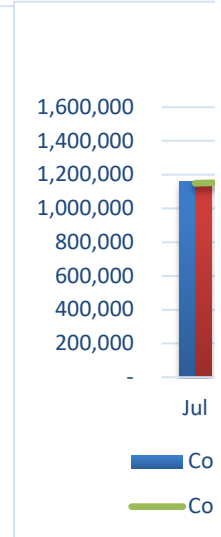
### Combined Foster Care Count

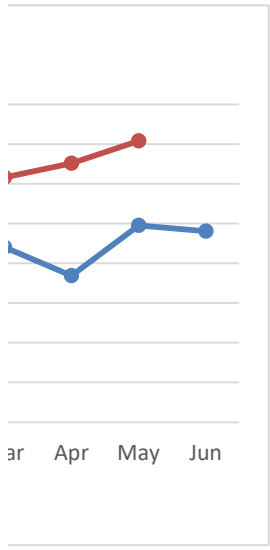
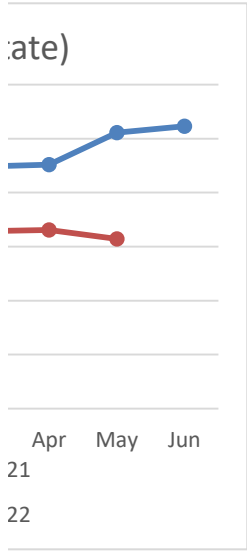
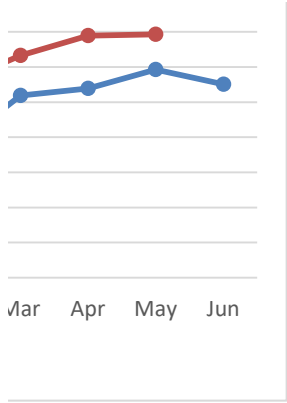
	FY20	FY21	FY22
Jul	5,176	5,153	5,481
Aug	5,168	5,197	5,492
Sep	4,997	5,190	5,357
Oct	5,109	5,363	5,472
Nov	4,912	5,320	5,248
Dec	4,949	5,262	5,217
Jan	4,933	5,192	5,116
Feb	5,050	5,123	4,986
Mar	8,196	5,497	5,257
Apr	5,028	5,504	5,262
May	5,018	5,622	5,229
Jun	5,091	5,646	



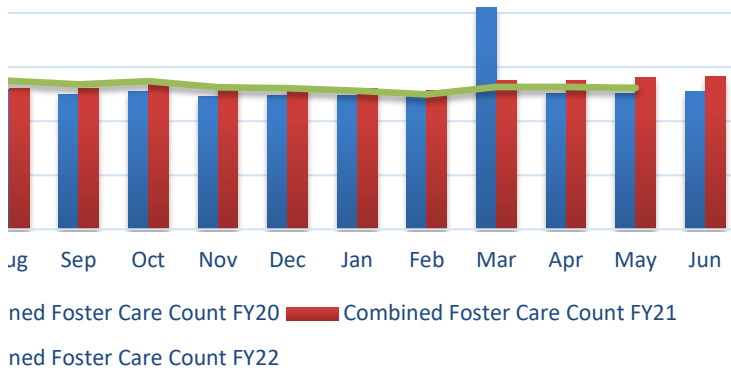
### Combined Foster Care Cost

	FY20	FY21	FY22
Jul	1,161,037	1,145,272	1,149,220
Aug	1,152,748	1,118,788	1,160,102
Sep	1,129,945	1,130,798	1,189,846
Oct	1,139,649	1,167,335	1,178,563
Nov	1,128,019	1,128,587	1,185,474
Dec	1,115,302	1,119,374	1,163,049
Jan	1,124,044	1,118,922	1,159,820
Feb	1,110,715	1,112,050	1,162,587
Mar	1,502,237	1,148,109	1,183,162
Apr	1,144,157	1,133,658	1,190,335
May	1,161,722	1,158,984	1,201,540
Jun	1,165,421	1,156,104	





## Foster Care Count



## Foster Care Cost

