



BureauBrief



ARKANSAS WORKFORCE STATISTICS

WORKFORCE BY THE NUMBERS

Total Arkansas's labor force: **1,364,533**

- Total employed: **1,318,145**
- Unemployed: **46,388, 3.4%**
- Workforce participation rate: **59.1%** of the civilian population, ages 16+

Public high school seniors in 2016-17: **32,881**
 Public high school graduates entering AR colleges, fall 2015: **15,479**
 Higher education enrollment, fall 2015 (excluding nurs. sch.): **166,669**

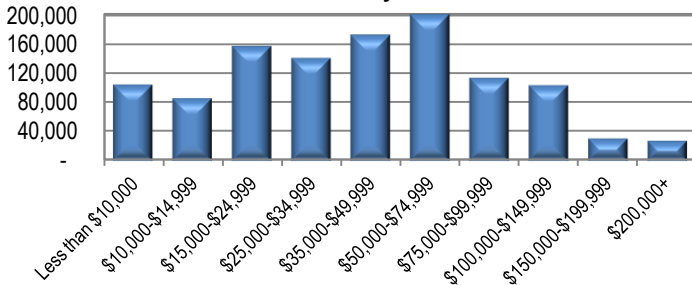
- 4-year public higher ed students: **99,519**
- 2-year public higher ed students: **50,524**
- Private, nonprofit higher ed students: **16,626**

Total state prison inmates in 2016: **17,973**
 Total inmates released in 2016: **10,055**

INCOME

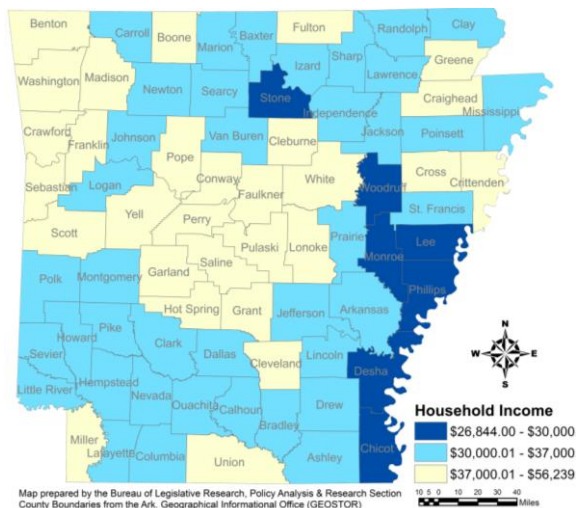
Median household income in Arkansas: **\$41,371, 49th in the nation**
 About three quarters of Arkansas households have an income of less than \$75,000.

Arkansas Households, by Household Income



Arkansas's highest median household incomes are in the central and northwest regions of Arkansas. The lowest incomes are along the state's eastern border.

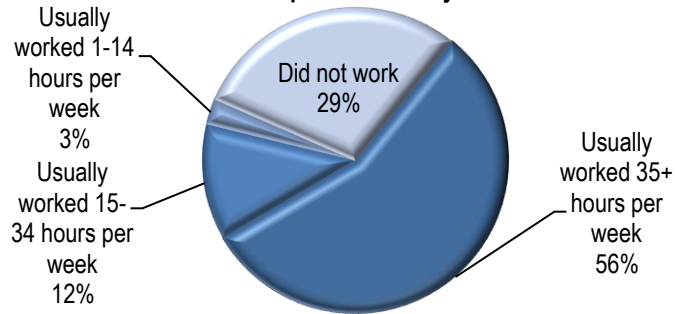
Median Household Income, by County (2011-15)



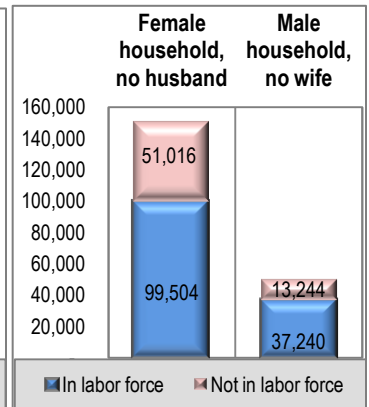
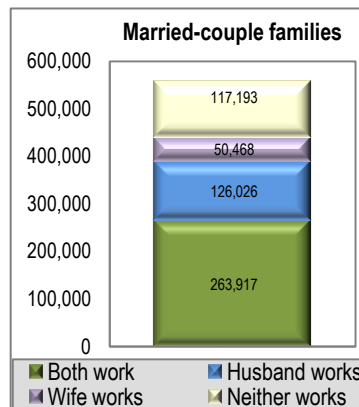
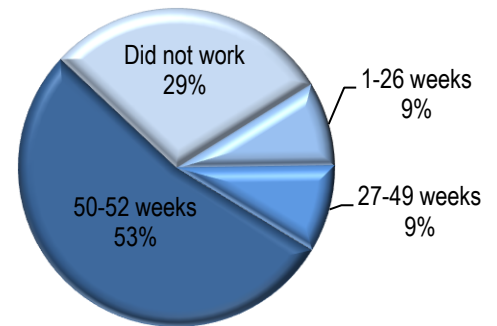
WORKER STATUS

Median age of workers 16 to 64 years old: **39.9 years old**


Arkansas Population 16-64 years old



Weeks Worked, Arkansas Population 16-64 Years Old

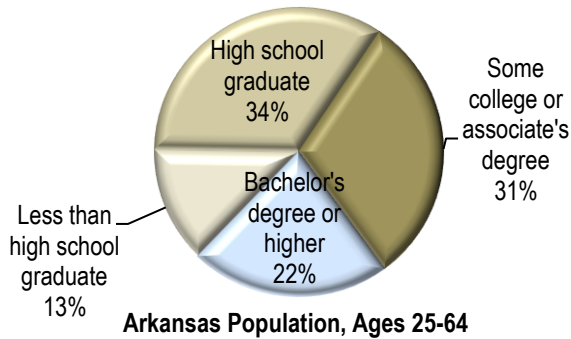


Arkansas Families, by # of Workers

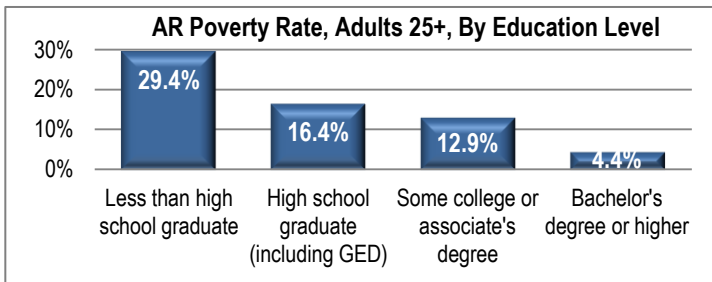


EDUCATION

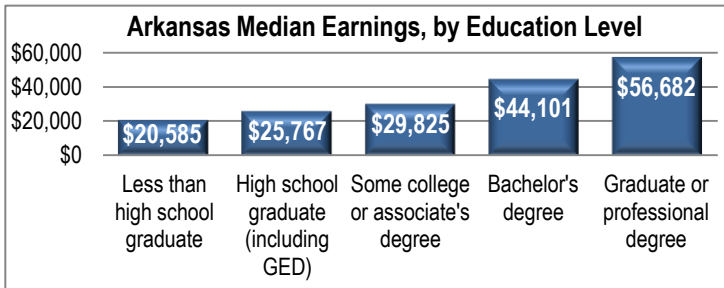
In Arkansas, just 22% of adults 25 to 64 years old have a bachelor's degree or higher. In a somewhat expanded age range, nearly 238,000 Arkansans ages 18 to 64 do not have a high school diploma or GED.



The overall poverty rate in Arkansas is 19.3%. The rate decreases as education levels increase. The poverty rate among adults with a bachelor's degree or higher is about a third of the poverty rate among adults with some college or an associate's degree.



Adults with a bachelor's degree earn about 48% more than those with only some college or an associate's degree.

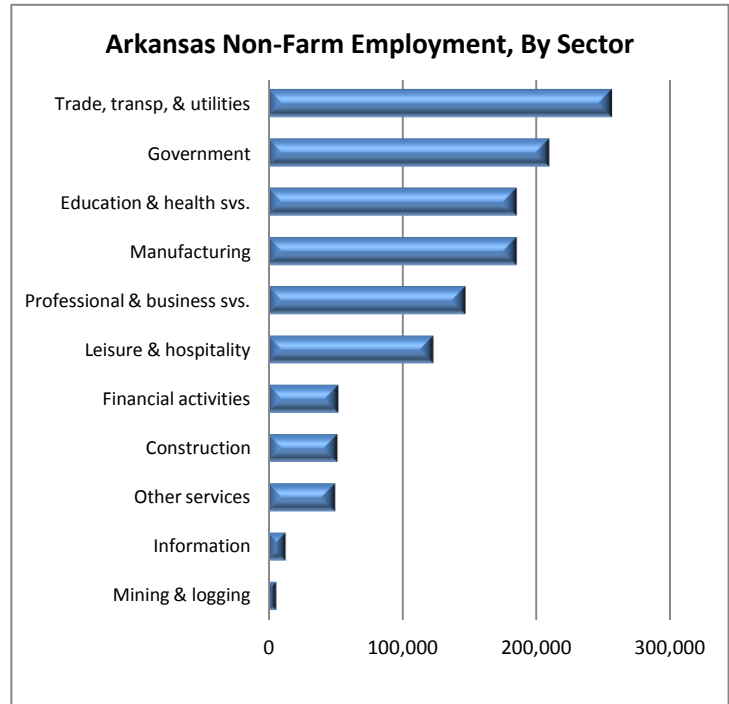


The Arkansas Department of Workforce Services calculates the top 10 occupations in Arkansas based on "the projected number of annual job openings."

High School Diploma or Less	Associate's Degree/ Post Secondary Training	Bachelor's Degree or Higher
1. Combined Food Prep. & Serving Workers	1. Heavy & Tractor-Trailer Truck Driver	1. Registered Nurses
2. Retail Salespersons	2. Nursing Assistants	2. General & Operations Managers
3. Farmers, Ranchers & Other Agri Managers	3. Teacher Assistants	3. Clergy
4. Cashiers	4. Licensed Practical & Licensed Vocational Nurses	4. Elementary School Teachers
5. Laborers & Freight, Stock & Material Movers	5. Automotive Service Techs & Mechanics	5. Secondary School Teachers
6. Personal Care Aides	6. Heating, AC, & Refrig. Mechanics & Installers	6. Accountants & Auditors
7. Waiters & Waitresses	7. Medical Assistants	7. Middle School Teachers
8. Office Clerks, General	8. Computer User Support Specialists	8. Computer Systems Analysts
9. Janitors & Cleaners	9. Emergency Medical Techs & Paramedics	9. Mgmt. Analysts
10. Secretaries & Admin. Assistants	10. Hairdressers, Hairstylists, & Cosmetologists	10. Market Research Analysts & Marketing Specialists

ARKANSAS'S JOBS BY INDUSTRY

Currently, the highest number of jobs in Arkansas are in trade, transportation and utilities, followed by government.



The Arkansas Department of Workforce Services identified 15 industry sectors that it considers "high demand targeted industries."

1. Advanced Food Manufacturing and Packaging
2. Aerospace and Aviation
3. Biosciences
4. Data Centers
5. Distribution and Logistics Services
6. Firearms and Ammunition
7. Paper and Timber Products
8. Regional Headquarters
9. Smart Grid Technologies (Power Electronics)
10. Software Development and Data Management Services
11. Steel Production
12. Sustainable Building Products and Fixtures
13. Technological Support Services
14. Transportation Equipment Manufacturing
15. Wal-Mart Suppliers

Data Sources

Bureau of Labor Statistics <https://www.bls.gov/lau/rdsncp16.htm#data>
 Arkansas Department of Education, Data Center
 U.S. Census Bureau, American FactFinder, Tables S2301, S2302, S2303, S1501, B15001, and DP03, 2011-2015
 Arkansas Department of Higher Education, Comprehensive Arkansas Higher Education Annual Report, Dec. 1, 2016
 Arkansas Department of Correction, Annual Report, 2016
 Arkansas Department of Workforce Services,
<http://www.discover.arkansas.gov/Occupation/Top-10-Occupations-by-Education-Level>,
<http://www.discover.arkansas.gov/Industry/Industry-Employment-by-Sector>
 and <http://www.discover.arkansas.gov/Industry/High-Demand-Targeted-Industries>