

Arkansas Department of Education
Report Pursuant to Ark. Code Ann. § 6-15-2701 Closing the Achievement Gap Program
August 1, 2018

Ark. Code Ann. § 6-15-2701(c)(3) requires the Arkansas Department of Education to submit a report annually to the House and Senate Education Committees on 1) the use of national school lunch state categorical funding by chronically underperforming schools in the state; and 2) the status of the achievement gaps at chronically underperforming schools in the state. A chronically underperforming school is defined in Ark. Code Ann. § 6-15-2701(a) as “a public school that does not meet adequate yearly progress under the No Child Left Behind Act of 2001, 20 U.S.C. § 6301 et seq., as it existed on July 1, 2009, for three (3) or more consecutive years.”

The Every Student Succeeds Act (ESSA), signed into law in 2015, replaced the No Child Left Behind Act and requires states to “meaningfully differentiate” public schools as part of the state’s accountability system for the purpose of identifying schools in need of support and schools with consistently underperforming student subgroups. ESSA eliminated provisions regarding adequate yearly progress and the identification of priority and focus schools and instead allowed each state to develop a state plan describing how the state will implement the requirements of ESSA.

In its state plan, Arkansas defines a consistently underperforming subgroup as any subgroup, pursuant to ESEA Section 1111(c)(2), in any school that is in the bottom one percent of all Title I schools statewide on all indicators in the accountability system in each of the three prior years. Effective with the 2018-2019 school year, and annually thereafter, Arkansas will identify schools with one or more subgroups that meet the definition of consistently underperforming for Targeted Support and Improvement. The ADE developed the ESSA School Index which will be used for annual meaningful differentiation of schools and to identify schools and student subgroups in need of support within schools based on multiple indicators.

Arkansas’s state plan also describes the Arkansas Educational Support and Accountability Act (AESAA), established by the General Assembly through the passage of Act 930 of 2017. The purposes of the AESAA is to ensure all children have access to opportunities for a high quality education and to make progress in closing long-standing achievement gaps. The AESAA is also intended to identify underperforming schools and subgroups of students within schools and notify district leaders when schools are in need of support to achieve immediate and sustained improvement.

Pursuant to Act 930 of 2017, because schools in need of Targeted Support and Improvement would not be identified until the 2018-2019 school year, the Department of Education is required continue to provide supports and interventions to the state’s existing priority schools, the previous designation for the lowest-performing schools, to ensure an orderly transition from the previous accountability system to AESAA.

Thus, in compliance with Ark. Code Ann. § 6-15-2701(c)(3), in lieu of “chronically underperforming schools”, attached to this report are the following reports regarding priority schools:

- **Exhibit A** contains lists of Priority (Underperforming) schools pursuant to the explanation cited above for the 2016 -2017 school year.
- **Exhibit B** shows the achievement gap in proficiency between Economically Disadvantaged students and Non-Economically Disadvantaged students in Priority schools for both 2016 and 2017 school years in both literacy and math.
- **Exhibit C** has two parts. **Exhibit C – Chart** contains line graphs for Priority schools that chart the percent of students proficient in literacy and math achievement for all ESEA subgroups with at least 10 students tested in years 2015, 2016 and 2017. **Exhibit C – Achievement Gap Data 2015 – 2017** is the data supporting the **Exhibit C – Chart** line graphs.
- **Exhibit D** contains the 2016-2017 NSL categorical funding expenditures for each district with a Priority school. Actual expenditure of NSL funds is currently only tracked at the district level, not at the school level.

Exhibit A-Chronically Underperforming Schools 2016-2017

District LEA	District Name	School LEA	School Name	Grade Range 2016-2017
901000	DERMOTT SCHOOL DISTRICT	901003	DERMOTT HIGH SCHOOL	7-12
1802000	EARLE SCHOOL DISTRICT	1802007	EARLE HIGH SCHOOL	7-12
1803000	WEST MEMPHIS SCHOOL DISTRICT	1803035	WONDER JUNIOR HIGH SCHOOL	7-9
3502000	DOLLARWAY SCHOOL DISTRICT	3502009	ROBERT F. MOREHEAD MIDDLE SCHOOL	5-8
3502000	DOLLARWAY SCHOOL DISTRICT	3502010	DOLLARWAY HIGH SCHOOL	9-12
3505000	PINE BLUFF SCHOOL DISTRICT	3505025	BELAIR MIDDLE SCHOOL	5-6
3505000	PINE BLUFF SCHOOL DISTRICT	3505042	PINE BLUFF HIGH SCHOOL	9-12
3505000	PINE BLUFF SCHOOL DISTRICT	3505044	JACK ROBEY MIDDLE SCHOOL	7-8
3509000	WATSON CHAPEL SCHOOL DISTRICT	3509067	WATSON CHAPEL HIGH SCHOOL	10-12
3541700	PINE BLUFF LIGHTHOUSE ACADEMY	3541701	PINE BLUFF LIGHTHOUSE ELEMENTARY	K-6
3904000	LEE COUNTY SCHOOL DISTRICT	3904010	ANNA STRONG LEARNING ACADEMY	K-6
3904000	LEE COUNTY SCHOOL DISTRICT	3904011	LEE HIGH SCHOOL	7-12
4605000	TEXARKANA SCHOOL DISTRICT	4605026	ARKANSAS HIGH SCHOOL	9-12
4702000	BLYTHEVILLE SCHOOL DISTRICT	4702012	BLYTHEVILLE MIDDLE SCHOOL	6-8
4702000	BLYTHEVILLE SCHOOL DISTRICT	4702706	BLYTHEVILLE HIGH SCHOOL-A NEW TECH	9-12
4713000	OSCEOLA SCHOOL DISTRICT	4713051	OSCEOLA HIGH SCHOOL	9-12
4713000	OSCEOLA SCHOOL DISTRICT	4713705	OSCEOLA STEM CHARTER	5-8
5403000	HELENA/W. HELENA SCHOOL DISTRICT	5403019	CENTRAL HIGH SCHOOL	7-12
5404000	MARVELL-ELAINE SCHOOL DISTRICT	5404032	MARVELL-ELAINE HIGH SCHOOL	7-12
6001000	LITTLE ROCK SCHOOL DISTRICT	6001002	HALL HIGH SCHOOL	9-12
6001000	LITTLE ROCK SCHOOL DISTRICT	6001013	HENDERSON MIDDLE SCHOOL	6-8
6001000	LITTLE ROCK SCHOOL DISTRICT	6001052	BASELINE ELEMENTARY SCHOOL	P-5
6001000	LITTLE ROCK SCHOOL DISTRICT	6001062	MABELVALE MIDDLE SCHOOL	6-8
6001000	LITTLE ROCK SCHOOL DISTRICT	6001063	J.A. FAIR HIGH SCHOOL	9-12
6001000	LITTLE ROCK SCHOOL DISTRICT	6001064	MCCLELLAN MAGNET HIGH SCHOOL	9-12
6001000	LITTLE ROCK SCHOOL DISTRICT	6001077	CLOVERDALE MIDDLE SCHOOL	6-8
6003000	PULASKI CO. SPEC. SCHOOL DISTRICT	6003102	HARRIS ELEMENTARY SCHOOL	P-5
6003000	PULASKI CO. SPEC. SCHOOL DISTRICT	6003125	WILBUR D. MILLS HIGH SCHOOL	9-12
6004000	JACKSONVILLE NORTH PULASKI SCH DIST	6004008	JACKSONVILLE MIDDLE SCHOOL	6-8
6004000	JACKSONVILLE NORTH PULASKI SCH DIST	6004009	JACKSONVILLE HIGH SCHOOL	9-12
6044700	COVENANTKEEPERS CHARTER SCHOOL	6044702	COVENANT KEEPERS CHARTER	6-8

District LEA	District Name	School LEA	School Name	Grade Range 2016-2017
6049700	LITTLE ROCK PREPARATORY ACADEMY	6049702	LITTLE ROCK PREP ACADEMY MIDDLE	5-8
6052700	SIATECH LITTLE ROCK CHARTER	6052703	SIATECH HIGH CHARTER	9-12
6201000	FORREST CITY SCHOOL DISTRICT	6201010	FORREST CITY JR. HIGH	7-8
6201000	FORREST CITY SCHOOL DISTRICT	6201011	FORREST CITY HIGH SCHOOL	9-12
6201000	FORREST CITY SCHOOL DISTRICT	6201702	LINCOLN ACADEMY	6-6
6601000	FORT SMITH SCHOOL DISTRICT	6601005	BELLE POINTE ALTERNATIVE CENTER	7-12
6601000	FORT SMITH SCHOOL DISTRICT	6601019	TRUSTY ELEMENTARY SCHOOL	K-6
7009000	STRONG-HUTTIG SCHOOL DISTRICT	7009049	STRONG HIGH SCHOOL	7-12
7401000	AUGUSTA SCHOOL DISTRICT	7401003	AUGUSTA HIGH SCHOOL	7-12

Exhibit B-Economically Disadvantaged & Non-Economically Disadvantaged

2016 Literacy

DISTRICT LEA	DISTRICT NAME	SCHOOL LEA	SCHOOL NAME	Number of Non-Economically Disadvantaged Students	Percent of Non-Economically Disadvantaged Ready/Exceeding	Number of Economically Disadvantaged Students	Percent of Economically Disadvantaged Ready/Exceeding	Achievement Gap
6601000	FORT SMITH SCHOOL DISTRICT	6601005	BELLE POINT ALTERNATIVE CENTER	< 10	RV	53	9.43	RV
7009000	STRONG-HUTTIG SCHOOL DISTRICT	7009049	STRONG HIGH SCHOOL	< 10	RV	83	13.25	RV
6044700	COVENANTKEEPERS CHARTER SCHOOL	6044702	COVENANT KEEPERS CHARTER	< 10	RV	132	28.03	RV
6052000	SIATECH LITTLE ROCK CHARTER	6052703	SIATECH HIGH CHARTER	0	0.00	< 10	RV	RV
6003000	PULASKI CO. SPEC. SCHOOL DISTRICT	6003102	HARRIS ELEMENTARY SCHOOL	< 10	RV	96	23.96	RV
2603000	HOT SPRINGS SCHOOL DISTRICT	2603013	SUMMIT SCHOOL	< 10	RV	34	8.82	RV
6201000	FORREST CITY SCHOOL DISTRICT	6201011	FORREST CITY HIGH SCHOOL	< 10	RV	353	18.13	RV
3505000	PINE BLUFF SCHOOL DISTRICT	3505042	PINE BLUFF HIGH SCHOOL	< 10	RV	529	20.04	RV
6601000	FORT SMITH SCHOOL DISTRICT	6601019	TRUSTY ELEMENTARY SCHOOL	< 10	RV	153	24.18	RV
5404000	MARVELL-ELAINE SCHOOL DISTRICT	5404032	MARVELL-ELAINE HIGH SCHOOL	< 10	RV	104	25.00	RV
3505000	PINE BLUFF SCHOOL DISTRICT	3505025	BELAIR MIDDLE SCHOOL	< 10	RV	487	25.67	RV
3505000	PINE BLUFF SCHOOL DISTRICT	3505044	JACK ROBEY MIDDLE SCHOOL	< 10	RV	576	30.21	RV
6003000	PULASKI CO. SPEC. SCHOOL DISTRICT	6003125	WILBUR D. MILLS HIGH SCHOOL	78	51.28	215	21.40	29.88
3509000	WATSON CHAPEL SCHOOL DISTRICT	3509067	WATSON CHAPEL HIGH SCHOOL	56	48.21	144	21.53	26.68
4605000	TEXARKANA SCHOOL DISTRICT	4605026	ARKANSAS HIGH SCHOOL	194	57.73	325	36.62	21.11
6003000	PULASKI CO. SPEC. SCHOOL DISTRICT	6003119	JACKSONVILLE MIDDLE SCHOOL	107	48.60	507	32.54	16.06
6003000	PULASKI CO. SPEC. SCHOOL DISTRICT	6003123	JACKSONVILLE HIGH SCHOOL	100	27.00	293	15.02	11.98
6001000	LITTLE ROCK SCHOOL DISTRICT	6001063	J.A. FAIR HIGH SCHOOL	136	25.00	305	17.05	7.95
6001000	LITTLE ROCK SCHOOL DISTRICT	6001052	BASELINE ELEMENTARY SCHOOL	41	21.95	83	14.46	7.49
6001000	LITTLE ROCK SCHOOL DISTRICT	6001064	MCCLELLAN MAGNET HIGH SCHOOL	97	24.74	205	20.98	3.76
6001000	LITTLE ROCK SCHOOL DISTRICT	6001013	HENDERSON MIDDLE SCHOOL	199	26.63	482	23.03	3.60
6001000	LITTLE ROCK SCHOOL DISTRICT	6001062	MABELVALE MIDDLE SCHOOL	147	26.53	427	24.59	1.94
6001000	LITTLE ROCK SCHOOL DISTRICT	6001702	CLOVERDALE AEROSPACE TECH CHAR	145	22.07	386	23.83	-1.76
6001000	LITTLE ROCK SCHOOL DISTRICT	6001002	HALL HIGH SCHOOL	156	11.54	316	13.92	-2.38
3904000	LEE COUNTY SCHOOL DISTRICT	3904010	ANNA STRONG LEARNING ACADEMY	0	0.00	175	13.14	-13.14
4713000	OSCEOLA SCHOOL DISTRICT	4713051	OSCEOLA HIGH SCHOOL	0	0.00	153	18.30	-18.30
3904000	LEE COUNTY SCHOOL DISTRICT	3904011	LEE HIGH SCHOOL	0	0.00	203	20.20	-20.20
3541700	PINE BLUFF LIGHTHOUSE ACADEMY	3541701	PINE BLUFF LIGHTHOUSE ELEMENTARY	0	0.00	142	20.42	-20.42
3502000	DOLLARWAY SCHOOL DISTRICT	3502010	DOLLARWAY HIGH SCHOOL	0	0.00	150	22.00	-22.00
6201000	FORREST CITY SCHOOL DISTRICT	6201010	FORREST CITY JR. HIGH	0	0.00	331	23.87	-23.87
4702000	BLYTHEVILLE SCHOOL DISTRICT	4702012	BLYTHEVILLE MIDDLE SCHOOL	0	0.00	383	25.33	-25.33
3502000	DOLLARWAY SCHOOL DISTRICT	3502009	ROBERT F MOREHEAD MIDDLE SCHOOL	0	0.00	248	25.40	-25.40
6201000	FORREST CITY SCHOOL DISTRICT	6201016	LINCOLN ACADEMY	0	0.00	158	26.58	-26.58
7401000	AUGUSTA SCHOOL DISTRICT	7401003	AUGUSTA HIGH SCHOOL	0	0.00	96	27.08	-27.08
4702000	BLYTHEVILLE SCHOOL DISTRICT	4702706	BLYTHEVILLE HIGH-A NEW TECH SCHOOL	0	0.00	287	27.18	-27.18
1802000	EARLE SCHOOL DISTRICT	1802007	EARLE HIGH SCHOOL	0	0.00	187	27.27	-27.27
5403000	HELENA/ W.HELENA SCHOOL DIST.	5403019	CENTRAL HIGH SCHOOL	0	0.00	367	27.79	-27.79
1803000	WEST MEMPHIS SCHOOL DISTRICT	1803035	WONDER JUNIOR HIGH SCHOOL	0	0.00	388	32.73	-32.73
6049700	LITTLE ROCK PREPARATORY ACADEMY	6049702	LITTLE ROCK PREP ACADEMY	0	0.00	107	34.58	-34.58
4713000	OSCEOLA SCHOOL DISTRICT	4713705	OSCEOLA STEM CHARTER	0	0.00	331	34.74	-34.74
901000	DERMOTT SCHOOL DISTRICT	901003	DERMOTT HIGH SCHOOL	0	0.00	85	35.29	-35.29

* Closed Schools

3505000	PINE BLUFF SCHOOL DISTRICT	3505034	OAK PARK ELEMENARTY SCHOOL
3904000	LEE COUNTY SCHOOL DISTRICT	3904005	WHITTEN ELEMENTARY SCHOOL
6202000	HUGHES SCHOOL DISTRICT	6202022	MILDRED JACKSON ELEMENTARY SCHOOL
6202001	HUGHES SCHOOL DISTRICT	6202024	HUGHES HIGH SCHOOL

DISTRICT LEA	DISTRICT NAME	SCHOOL LEA	SCHOOL NAME	Number of Non-Economically Disadvantaged Students	Percent of Non-Economically Disadvantaged Ready/Exceeding	Number of Economically Disadvantaged Students	Percent of Economically Disadvantaged Ready/Exceeding	Achievement Gap
--------------	---------------	------------	-------------	---	---	---	---	-----------------

**LEA: 6001056 GEYER SPRINGS ELEMENTARY SCHOOL not only reconfigured, but met the 2 year exit criteria for Priority

Exhibit B-Economically Disadvantaged & Non-Economically Disadvantaged

2016 Math

DISTRICT LEA	DISTRICT NAME	SCHOOL LEA	SCHOOL NAME	Number of Non-Economically Disadvantaged Students	Percent of Non-Economically Disadvantaged Ready/Exceeding	Number of Economically Disadvantaged Students	Percent of Economically Disadvantaged Ready/Exceeding	Achievement Gap
6003000	PULASKI CO. SPEC. SCHOOL DISTRICT	6003102	HARRIS ELEMENTARY SCHOOL	< 10	RV	97	28.87	RV
6601000	FORT SMITH SCHOOL DISTRICT	6601019	TRUSTY ELEMENTARY SCHOOL	< 10	RV	153	57.52	RV
6052000	SIATECH LITTLE ROCK CHARTER	6052703	SIATECH HIGH CHARTER	0	0.00	< 10	RV	RV
6601000	FORT SMITH SCHOOL DISTRICT	6601005	BELLE POINT ALTERNATIVE CENTER	< 10	RV	53	1.89	RV
6201000	FORREST CITY SCHOOL DISTRICT	6201011	FORREST CITY HIGH SCHOOL	< 10	RV	353	5.95	RV
3505000	PINE BLUFF SCHOOL DISTRICT	3505042	PINE BLUFF HIGH SCHOOL	< 10	RV	530	6.60	RV
5404000	MARVELL-ELAINE SCHOOL DISTRICT	5404032	MARVELL-ELAINE HIGH SCHOOL	< 10	RV	98	7.14	RV
7009000	STRONG-HUTTIG SCHOOL DISTRICT	7009049	STRONG HIGH SCHOOL	< 10	RV	82	7.32	RV
2603000	HOT SPRINGS SCHOOL DISTRICT	2603013	SUMMIT SCHOOL	< 10	RV	33	12.12	RV
3505000	PINE BLUFF SCHOOL DISTRICT	3505044	JACK ROBAY MIDDLE SCHOOL	< 10	RV	581	18.93	RV
6044700	COVENANTKEEPERS CHARTER SCHOOL	6044702	COVENANT KEEPERS CHARTER	< 10	RV	137	20.44	RV
3904000	LEE COUNTY SCHOOL DISTRICT	3904010	ANNA STRONG LEARNING ACADEMY	< 10	RV	177	22.60	RV
3505000	PINE BLUFF SCHOOL DISTRICT	3505025	BELAIR MIDDLE SCHOOL	< 10	RV	487	28.54	RV
6003000	PULASKI CO. SPEC. SCHOOL DISTRICT	6003125	WILBUR D. MILLS HIGH SCHOOL	79	27.85	215	6.51	21.34
4605000	TEXARKANA SCHOOL DISTRICT	4605026	ARKANSAS HIGH SCHOOL	192	27.08	313	11.18	15.90
6003000	PULASKI CO. SPEC. SCHOOL DISTRICT	6003119	JACKSONVILLE MIDDLE SCHOOL	108	35.19	511	23.29	11.90
6003000	PULASKI CO. SPEC. SCHOOL DISTRICT	6003123	JACKSONVILLE HIGH SCHOOL	100	12.00	292	4.79	7.21
6001000	LITTLE ROCK SCHOOL DISTRICT	6001013	HENDERSON MIDDLE SCHOOL	205	22.44	491	15.48	6.96
6001000	LITTLE ROCK SCHOOL DISTRICT	6001063	J.A. FAIR HIGH SCHOOL	133	5.26	302	4.64	0.62
6001000	LITTLE ROCK SCHOOL DISTRICT	6001064	MCCLELLAN MAGNET HIGH SCHOOL	100	5.00	225	4.44	0.56
3509000	WATSON CHAPEL SCHOOL DISTRICT	3509067	WATSON CHAPEL HIGH SCHOOL	56	7.14	144	6.94	0.20
6001000	LITTLE ROCK SCHOOL DISTRICT	6001002	HALL HIGH SCHOOL	169	1.18	323	2.48	-1.30
6001000	LITTLE ROCK SCHOOL DISTRICT	6001702	CLOVERDALE AEROSPACE TECH CHAR	150	14.67	389	16.71	-2.04
6001000	LITTLE ROCK SCHOOL DISTRICT	6001062	MABELVALE MIDDLE SCHOOL	147	17.69	429	19.81	-2.12
4713000	OSCEOLA SCHOOL DISTRICT	4713051	OSCEOLA HIGH SCHOOL	0	0.00	153	3.27	-3.27
6001000	LITTLE ROCK SCHOOL DISTRICT	6001052	BASELINE ELEMENTARY SCHOOL	41	31.71	84	35.71	-4.00
3502000	DOLLARWAY SCHOOL DISTRICT	3502010	DOLLARWAY HIGH SCHOOL	0	0.00	148	6.76	-6.76
4702000	BLYTHEVILLE SCHOOL DISTRICT	4702706	BLYTHEVILLE HIGH-A NEW TECH SCHOOL	0	0.00	289	8.30	-8.30
3904000	LEE COUNTY SCHOOL DISTRICT	3904011	LEE HIGH SCHOOL	0	0.00	203	8.87	-8.87
5403000	HELENA/ W.HELENA SCHOOL DIST.	5403019	CENTRAL HIGH SCHOOL	0	0.00	363	9.64	-9.64
6201000	FORREST CITY SCHOOL DISTRICT	6201010	FORREST CITY JR. HIGH	0	0.00	331	13.90	-13.90
1802000	EARLE SCHOOL DISTRICT	1802007	EARLE HIGH SCHOOL	0	0.00	185	14.05	-14.05
3502000	DOLLARWAY SCHOOL DISTRICT	3502009	ROBERT F MOREHEAD MIDDLE SCHOOL	0	0.00	249	16.47	-16.47
4702000	BLYTHEVILLE SCHOOL DISTRICT	4702012	BLYTHEVILLE MIDDLE SCHOOL	0	0.00	383	17.75	-17.75
1803000	WEST MEMPHIS SCHOOL DISTRICT	1803035	WONDER JUNIOR HIGH SCHOOL	0	0.00	390	18.21	-18.21
7401000	AUGUSTA SCHOOL DISTRICT	7401003	AUGUSTA HIGH SCHOOL	0	0.00	95	20.00	-20.00
901000	DERMOTT SCHOOL DISTRICT	901003	DERMOTT HIGH SCHOOL	0	0.00	85	20.00	-20.00
3541700	PINE BLUFF LIGHTHOUSE ACADEMY	3541701	PINE BLUFF LIGHTHOUSE ELEMENTARY	0	0.00	142	21.83	-21.83
6201000	FORREST CITY SCHOOL DISTRICT	6201016	LINCOLN ACADEMY	0	0.00	158	24.05	-24.05
6049700	LITTLE ROCK PREPARATORY ACADEMY	6049702	LITTLE ROCK PREP ACADEMY	0	0.00	107	28.97	-28.97
4713000	OSCEOLA SCHOOL DISTRICT	4713705	OSCEOLA STEM CHARTER	0	0.00	331	29.00	-29.00

* Closed Schools

3505000	PINE BLUFF SCHOOL DISTRICT	3505034	OAK PARK ELEMENARTY SCHOOL
3904000	LEE COUNTY SCHOOL DISTRICT	3904005	WHITTEN ELEMENTARY SCHOOL
6202000	HUGHES SCHOOL DISTRICT	6202022	MILDRED JACKSON ELEMENTARY SCHOOL
6202001	HUGHES SCHOOL DISTRICT	6202024	HUGHES HIGH SCHOOL

DISTRICT LEA	DISTRICT NAME	SCHOOL LEA	SCHOOL NAME	Number of Non- Economically Disadvantaged Students	Percent of Non- Economically Disadvantaged Ready/Exceeding	Number of Economically Disadvantaged Students	Percent of Economically Disadvantaged Ready/Exceeding	Achievement Gap
-----------------	---------------	------------	-------------	---	---	--	--	--------------------

**LEA: 6001056 GEYER SPRINGS ELEMENTARY SCHOOL not only reconfigured, but met the 2 year exit criteria for Priority

Exhibit B-Economically Disadvantaged & Non-Economically Disadvantaged

2017 Literacy

DISTRICT LEA	DISTRICT NAME	SCHOOL LEA	SCHOOL NAME	Number of Non-Economically Disadvantaged Students	Percent of Non-Economically Disadvantaged Ready/Exceeding	Number of Economically Disadvantaged Students	Percent of Economically Disadvantaged Ready/Exceeding	Achievement Gap
1802000	EARLE SCHOOL DISTRICT	1802007	EARLE HIGH SCHOOL	< 10	RV	191	30.89	RV
3502000	DOLLARWAY SCHOOL DISTRICT	3502010	DOLLARWAY HIGH SCHOOL	< 10	RV	136	22.79	RV
3904000	LEE COUNTY SCHOOL DISTRICT	3904011	LEE HIGH SCHOOL	< 10	RV	190	18.42	RV
5404000	MARVELL-ELAINE SCHOOL DISTRICT	5404032	MARVELL-ELAINE HIGH SCHOOL	< 10	RV	102	24.51	RV
6001000	LITTLE ROCK SCHOOL DISTRICT	6001052	BASELINE ELEMENTARY SCHOOL	< 10	RV	119	19.33	RV
6003000	PULASKI COUNTY SPECIAL SCH. DIST.	6003102	HARRIS ELEMENTARY SCHOOL	< 10	RV	72	26.39	RV
6004000	JACKSONVILLE NORTH PULASKI SCH. DIST.	6004008	JACKSONVILLE MIDDLE SCHOOL	< 10	RV	663	36.35	RV
6004000	JACKSONVILLE NORTH PULASKI SCH. DIST.	6004009	JACKSONVILLE HIGH SCHOOL	< 10	RV	436	28.21	RV
6044700	COVENANTKEEPERS CHARTER SCHOOL	6044702	COVENANT KEEPERS CHARTER	< 10	RV	127	39.37	RV
6601000	FORT SMITH SCHOOL DISTRICT	6601005	BELLE POINT ALTERNATIVE CENTER	< 10	RV	39	10.26	RV
6601000	FORT SMITH SCHOOL DISTRICT	6601019	TRUSTY ELEMENTARY SCHOOL	< 10	RV	155	24.52	RV
7009000	STRONG-HUTTIG SCHOOL DISTRICT	7009049	STRONG HIGH SCHOOL	< 10	RV	84	23.81	RV
7401000	AUGUSTA SCHOOL DISTRICT	7401003	AUGUSTA HIGH SCHOOL	< 10	RV	102	38.24	RV
4605000	TEXARKANA SCHOOL DISTRICT	4605026	ARKANSAS HIGH SCHOOL	183	61.75	313	35.14	26.61
6003000	PULASKI COUNTY SPECIAL SCH. DIST.	6003125	WILBUR D. MILLS HIGH SCHOOL	63	44.44	213	23.00	21.44
3509000	WATSON CHAPEL SCHOOL DISTRICT	3509067	WATSON CHAPEL HIGH SCHOOL	85	45.88	122	30.33	15.55
6001000	LITTLE ROCK SCHOOL DISTRICT	6001013	HENDERSON MIDDLE SCHOOL	83	42.17	493	31.24	10.93
6001000	LITTLE ROCK SCHOOL DISTRICT	6001002	HALL HIGH SCHOOL	78	23.08	402	13.18	9.90
6001000	LITTLE ROCK SCHOOL DISTRICT	6001063	J.A. FAIR HIGH SCHOOL	59	23.73	391	20.97	2.76
6001000	LITTLE ROCK SCHOOL DISTRICT	6001064	MCCLELLAN MAGNET HIGH SCHOOL	43	20.93	315	18.73	2.20
6001000	LITTLE ROCK SCHOOL DISTRICT	6001062	MABELVALE MIDDLE SCHOOL	63	30.16	502	29.88	0.28
6001000	LITTLE ROCK SCHOOL DISTRICT	6001077	CLOVERDALE MIDDLE SCHOOL	37	29.73	475	30.74	-1.01
6052700	SIATECH LITTLE ROCK CHARTER	6052703	SIATECH HIGH CHARTER	0	0.00	13	15.38	-15.38
3904000	LEE COUNTY SCHOOL DISTRICT	3904010	ANNA STRONG LEARNING ACADEMY	0	0.00	196	19.39	-19.39
3502000	DOLLARWAY SCHOOL DISTRICT	3502009	ROBERT F. MOREHEAD MIDDLE SCHOOL	0	0.00	282	19.50	-19.50
4702000	BLYTHEVILLE SCHOOL DISTRICT	4702706	BLYTHEVILLE HIGH SCHOOL-A NEW TECH	0	0.00	293	20.48	-20.48
3541700	PINE BLUFF LIGHTHOUSE ACADEMY	3541701	PINE BLUFF LIGHTHOUSE ELEMENTARY	0	0.00	125	20.80	-20.80
3505000	PINE BLUFF SCHOOL DISTRICT	3505025	BELAIR MIDDLE SCHOOL	0	0.00	521	23.42	-23.42
3505000	PINE BLUFF SCHOOL DISTRICT	3505042	PINE BLUFF HIGH SCHOOL	0	0.00	507	24.06	-24.06
6201000	FORREST CITY SCHOOL DISTRICT	6201010	FORREST CITY JR. HIGH	0	0.00	313	26.52	-26.52
3505000	PINE BLUFF SCHOOL DISTRICT	3505044	JACK ROBEY MIDDLE SCHOOL	0	0.00	501	27.94	-27.94
6201000	FORREST CITY SCHOOL DISTRICT	6201011	FORREST CITY HIGH SCHOOL	0	0.00	322	27.95	-27.95
6201000	FORREST CITY SCHOOL DISTRICT	6201016	LINCOLN ACADEMY	0	0.00	111	31.53	-31.53
4713000	OSCEOLA SCHOOL DISTRICT	4713705	OSCEOLA STEM CHARTER	0	0.00	310	33.55	-33.55
901000	DERMOTT SCHOOL DISTRICT	901003	DERMOTT HIGH SCHOOL	0	0.00	91	35.16	-35.16
5403000	HELENA/W. HELENA SCHOOL DISTRICT	5403019	CENTRAL HIGH SCHOOL	0	0.00	374	35.56	-35.56
1803000	WEST MEMPHIS SCHOOL DISTRICT	1803035	WONDER JUNIOR HIGH SCHOOL	0	0.00	391	35.81	-35.81
4713000	OSCEOLA SCHOOL DISTRICT	4713051	OSCEOLA HIGH SCHOOL	0	0.00	147	36.05	-36.05
4702000	BLYTHEVILLE SCHOOL DISTRICT	4702012	BLYTHEVILLE MIDDLE SCHOOL	0	0.00	362	38.95	-38.95
6049700	LITTLE ROCK PREPARATORY ACADEMY	6049702	LITTLE ROCK PREP ACADEMY MIDDLE	0	0.00	128	39.06	-39.06

* Closed School 2603000 HOT SPRINGS SCHOOL DISTRICT 2603013 SUMMIT SCHOOL

Exhibit B-Economically Disadvantaged & Non-Economically Disadvantaged

2017 Math

DISTRICT LEA	DISTRICT NAME	SCHOOL LEA	SCHOOL NAME	Number of Non-Economically Disadvantaged Students	Percent of Non-Economically Disadvantaged Ready/Exceeding	Number of Economically Disadvantaged Students	Percent of Economically Disadvantaged Ready/Exceeding	Achievement Gap
1802000	EARLE SCHOOL DISTRICT	1802007	EARLE HIGH SCHOOL	< 10	RV	191	9.42	RV
3502000	DOLLARWAY SCHOOL DISTRICT	3502010	DOLLARWAY HIGH SCHOOL	< 10	RV	136	7.35	RV
3904000	LEE COUNTY SCHOOL DISTRICT	3904011	LEE HIGH SCHOOL	< 10	RV	187	12.30	RV
6001000	LITTLE ROCK SCHOOL DISTRICT	6001052	BASELINE ELEMENTARY SCHOOL	< 10	RV	120	40.83	RV
6003000	PULASKI COUNTY SPECIAL SCH. DIST.	6003102	HARRIS ELEMENTARY SCHOOL	< 10	RV	72	31.94	RV
6004000	JACKSONVILLE NORTH PULASKI SCH. DIST.	6004008	JACKSONVILLE MIDDLE SCHOOL	< 10	RV	663	26.40	RV
6004000	JACKSONVILLE NORTH PULASKI SCH. DIST.	6004009	JACKSONVILLE HIGH SCHOOL	< 10	RV	439	7.97	RV
6044700	COVENANTKEEPERS CHARTER SCHOOL	6044702	COVENANT KEEPERS CHARTER	< 10	RV	128	32.03	RV
6601000	FORT SMITH SCHOOL DISTRICT	6601005	BELLE POINT ALTERNATIVE CENTER	< 10	RV	37	2.70	RV
6601000	FORT SMITH SCHOOL DISTRICT	6601019	TRUSTY ELEMENTARY SCHOOL	< 10	RV	155	47.10	RV
7009000	STRONG-HUTTIG SCHOOL DISTRICT	7009049	STRONG HIGH SCHOOL	< 10	RV	84	15.48	RV
7401000	AUGUSTA SCHOOL DISTRICT	7401003	AUGUSTA HIGH SCHOOL	< 10	RV	102	28.43	RV
4605000	TEXARKANA SCHOOL DISTRICT	4605026	ARKANSAS HIGH SCHOOL	183	27.32	313	9.58	17.74
6003000	PULASKI COUNTY SPECIAL SCH. DIST.	6003125	WILBUR D. MILLS HIGH SCHOOL	63	20.63	212	8.02	12.61
3509000	WATSON CHAPEL SCHOOL DISTRICT	3509067	WATSON CHAPEL HIGH SCHOOL	85	17.65	123	8.94	8.71
6001000	LITTLE ROCK SCHOOL DISTRICT	6001077	CLOVERDALE MIDDLE SCHOOL	37	24.32	480	16.46	7.86
6001000	LITTLE ROCK SCHOOL DISTRICT	6001062	MABELVALE MIDDLE SCHOOL	63	28.57	505	27.13	1.44
6001000	LITTLE ROCK SCHOOL DISTRICT	6001013	HENDERSON MIDDLE SCHOOL	83	19.28	496	18.15	1.13
6001000	LITTLE ROCK SCHOOL DISTRICT	6001064	MCCELLELLAN MAGNET HIGH SCHOOL	44	6.82	314	6.05	0.77
6001000	LITTLE ROCK SCHOOL DISTRICT	6001063	J.A. FAIR HIGH SCHOOL	59	3.39	395	5.32	-1.93
6001000	LITTLE ROCK SCHOOL DISTRICT	6001002	HALL HIGH SCHOOL	75	0.00	371	5.39	-5.39
3505000	PINE BLUFF SCHOOL DISTRICT	3505042	PINE BLUFF HIGH SCHOOL	0	0.00	513	6.63	-6.63
6052700	SIATECH LITTLE ROCK CHARTER	6052703	SIATECH HIGH CHARTER	0	0.00	15	6.67	-6.67
4713000	OSCEOLA SCHOOL DISTRICT	4713051	OSCEOLA HIGH SCHOOL	0	0.00	147	6.80	-6.80
4702000	BLYTHEVILLE SCHOOL DISTRICT	4702706	BLYTHEVILLE HIGH SCHOOL-A NEW TECH	0	0.00	298	7.38	-7.38
5403000	HELENA/W. HELENA SCHOOL DISTRICT	5403019	CENTRAL HIGH SCHOOL	0	0.00	373	7.51	-7.51
6201000	FORREST CITY SCHOOL DISTRICT	6201011	FORREST CITY HIGH SCHOOL	0	0.00	325	8.31	-8.31
5404000	MARVELL-ELAINE SCHOOL DISTRICT	5404032	MARVELL-ELAINE HIGH SCHOOL	< 10	0.00	102	9.80	-9.80
3502000	DOLLARWAY SCHOOL DISTRICT	3502009	ROBERT F. MOREHEAD MIDDLE SCHOOL	0	0.00	283	12.37	-12.37
901000	DERMOTT SCHOOL DISTRICT	901003	DERMOTT HIGH SCHOOL	0	0.00	91	14.29	-14.29
3505000	PINE BLUFF SCHOOL DISTRICT	3505044	JACK ROBEY MIDDLE SCHOOL	0	0.00	504	15.87	-15.87
1803000	WEST MEMPHIS SCHOOL DISTRICT	1803035	WONDER JUNIOR HIGH SCHOOL	0	0.00	392	16.07	-16.07
3904000	LEE COUNTY SCHOOL DISTRICT	3904010	ANNA STRONG LEARNING ACADEMY	0	0.00	196	18.88	-18.88
4702000	BLYTHEVILLE SCHOOL DISTRICT	4702012	BLYTHEVILLE MIDDLE SCHOOL	0	0.00	362	21.55	-21.55
6201000	FORREST CITY SCHOOL DISTRICT	6201010	FORREST CITY JR. HIGH	0	0.00	313	22.04	-22.04
6201000	FORREST CITY SCHOOL DISTRICT	6201016	LINCOLN ACADEMY	0	0.00	111	24.32	-24.32
4713000	OSCEOLA SCHOOL DISTRICT	4713705	OSCEOLA STEM CHARTER	0	0.00	310	27.10	-27.10
3505000	PINE BLUFF SCHOOL DISTRICT	3505025	BELAIR MIDDLE SCHOOL	0	0.00	521	27.26	-27.26
3541700	PINE BLUFF LIGHTHOUSE ACADEMY	3541701	PINE BLUFF LIGHTHOUSE ELEMENTARY	85	0.00	125	29.60	-29.60
6049700	LITTLE ROCK PREPARATORY ACADEMY	6049702	LITTLE ROCK PREP ACADEMY MIDDLE	0	0.00	128	30.47	-30.47

* Closed School 2603000 HOT SPRINGS SCHOOL DISTRICT 2603013 SUMMIT SCHOOL

EXHIBIT C- TRENDS IN SCHOOL ENGLISH LANGUAGE ARTS PERFORMANCE BY SUBGROUP (2015-2017)

LEA	School Name	Subgroup																							
		All Students			African-American			Hispanic			White			Non-Economic Disadvantaged			Economic Disadvantaged			English Learners			Students with Disabilities		
		2015	2016	2017	2015	2016	2017	2015	2016	2017	2015	2016	2017	2015	2016	2017	2015	2016	2017	2015	2016	2017	2015	2016	2017
901003	DERMOTT HIGH SCHOOL	21.36	32.94	35.16	22.11	30.00	32.95	RV	RV	RV	RV	RV	RV	RV	RV	RV	21.36	35.29	35.16	RV	RV	RV	12.50	0.00	7.14
1802007	EARLE HIGH SCHOOL	14.77	24.60	30.73	14.37	25.14	29.95	RV	RV	RV	RV	RV	RV	RV	RV	RV	14.77	27.27	30.89	RV	RV	RV	11.11	8.70	16.67
1803035	WONDER JUNIOR HIGH SCHOOL	17.71	32.46	35.75	17.85	32.45	35.96	RV	RV	RV	RV	RV	RV	RV	0.00	0.00	17.75	32.73	35.81	RV	RV	RV	0.00	2.86	9.62
3502009	ROBERT F. MOREHEAD MIDDLE	6.22	25.40	19.50	6.31	25.32	18.96	RV	RV	RV	7.14	25.00	RV	0.00	0.00	0.00	6.22	25.40	19.50	RV	RV	RV	7.14	5.88	7.89
3502010	DOLLARWAY HIGH SCHOOL	15.47	22.00	22.63	12.42	19.26	21.97	RV	RV	RV	60.00	RV	RV	0.00	0.00	RV	15.47	22.00	22.79	RV	RV	RV	0.00	0.00	7.14
3505025	BELAIR MIDDLE SCHOOL	15.36	25.41	23.42	14.68	25.32	23.21	RV	RV	RV	36.36	RV	RV	31.58	RV	0.00	14.23	25.67	23.42	RV	RV	RV	10.64	3.49	11.63
3505042	PINE BLUFF HIGH SCHOOL	30.62	19.59	24.06	29.72	19.41	24.13	RV	RV	RV	RV	30.00	RV	47.37	RV	0.00	28.18	20.04	24.06	RV	RV	RV	10.34	2.04	3.45
3505044	JACK ROBEY MIDDLE SCHOOL	20.79	29.46	27.94	20.72	29.03	27.78	RV	RV	RV	36.36	RV	RV	31.25	RV	0.00	18.61	30.21	27.94	RV	RV	RV	9.26	9.18	19.10
3509067	WATSON CHAPEL HIGH SCHOOL	31.58	29.15	36.71	25.93	22.82	33.11	RV	RV	RV	46.81	48.84	45.10	50.94	48.21	45.88	24.09	21.53	30.33	RV	RV	RV	5.00	4.55	12.50
3541701	PINE BLUFF LIGHTHOUSE ELEMENTARY	8.11	20.42	20.80	8.33	20.00	20.17	RV	RV	RV	RV	RV	RV	RV	0.00	0.00	6.15	20.42	20.80	RV	RV	RV	0.00	0.00	0.00
3904010	ANNA STRONG LEARNING ACADEMY	14.72	12.57	19.39	14.86	12.66	19.77	RV	RV	RV	5.88	7.14	13.33	0.00	RV	0.00	14.72	13.14	19.39	RV	RV	RV	5.88	6.25	0.00
3904011	LEE HIGH SCHOOL	18.50	19.21	18.85	15.53	17.84	18.02	RV	RV	RV	38.46	36.36	18.18	0.00	0.00	RV	18.14	20.20	18.42	RV	RV	RV	3.85	0.00	9.38
4605026	ARKANSAS HIGH SCHOOL	29.17	44.14	45.23	15.55	28.85	28.86	38.46	62.50	57.14	44.02	61.61	64.39	42.77	57.73	61.75	21.97	36.62	35.14	RV	RV	RV	0.00	14.89	11.11
4702012	BLYTHEVILLE MIDDLE SCHOOL	8.84	25.33	38.95	6.18	21.38	34.56	RV	RV	RV	19.75	41.07	60.38	0.00	0.00	0.00	8.84	25.33	38.95	RV	RV	RV	0.00	2.86	1.52
4702706	BLYTHEVILLE HIGH SCHOOL-A NEW TECH	18.24	27.18	20.48	10.59	20.27	16.38	RV	RV	RV	46.67	55.00	39.62	0.00	0.00	0.00	18.24	27.18	20.48	RV	RV	RV	2.44	5.56	2.08
4713051	OSCEOLA HIGH SCHOOL	13.92	18.42	36.05	7.87	15.32	32.26	RV	RV	RV	34.78	25.00	52.63	RV	0.00	0.00	18.42	18.30	36.05	RV	RV	RV	20.00	0.00	0.00
4713705	OSCEOLA STEM CHARTER	16.30	34.74	33.55	14.05	30.43	31.03	RV	36.36	RV	25.93	61.54	48.65	0.00	0.00	0.00	16.30	34.74	33.55	RV	RV	RV	5.13	8.89	5.88
5403019	CENTRAL HIGH SCHOOL	19.13	26.70	35.56	18.70	26.26	34.99	RV	RV	RV	RV	RV	50.00	RV	0.00	0.00	18.36	27.79	35.56	RV	RV	RV	12.20	13.51	17.07
5404032	MARVELL-ELAINE HIGH SCHOOL	8.33	19.81	24.27	8.62	19.19	23.23	RV	RV	RV	0.00	RV	RV	RV	RV	RV	8.53	25.00	24.51	RV	RV	RV	4.17	12.50	13.04
6001002	HALL HIGH SCHOOL	17.11	13.60	14.69	17.99	13.21	15.11	9.30	9.35	9.21	27.27	44.44	36.00	21.88	11.54	23.08	16.54	13.92	13.18	7.50	7.34	6.67	8.33	6.90	10.29
6001013	HENDERSON MIDDLE SCHOOL	17.01	24.21	33.33	15.40	22.26	31.59	19.72	27.78	36.36	27.78	42.42	45.83	27.59	26.63	42.17	16.06	23.03	31.24	19.40	26.39	32.26	2.02	5.10	2.35
6001052	BASELINE ELEMENTARY SCHOOL	15.60	17.07	19.01	13.73	18.75	17.07	20.00	13.64	18.92	RV	RV	RV	RV	21.95	RV	15.24	14.46	19.33	16.00	13.85	18.06	0.00	0.00	0.00
6001062	MABELVALE MIDDLE SCHOOL	22.13	25.50	22.57	20.30	25.77	18.71	27.71	28.89	28.57	42.31	15.38	36.36	24.00	26.53	30.16	21.95	24.59	29.88	23.94	25.32	27.78	6.15	6.15	0.00
6001063	J.A. FAIR HIGH SCHOOL	17.46	20.00	22.12	16.12	18.41	20.17	20.83	27.03	35.00	46.67	35.71	31.25	26.83	25.00	23.73	16.32	17.05	20.97	5.88	7.69	10.71	4.44	0.00	3.64
6001064	MCCLELLAN MAGNET HIGH SCHOOL	15.92	22.79	19.64	16.50	21.24	19.05	0.00	28.57	20.69	RV	RV	30.00	24.24	24.74	20.93	15.00	20.98	18.73	0.00	10.00	13.64	9.80	3.13	12.20
6001077	CLOVERDALE MIDDLE SCHOOL *	15.48	23.47	30.67	16.21	25.57	32.82	13.27	19.15	25.49	7.69	RV	RV	21.21	22.07	29.73	15.06	23.83	30.74	8.60	17.04	20.86	14.81	12.86	14.55
6003102	HARRIS ELEMENTARY SCHOOL	5.81	23.08	26.32	4.00	20.48	24.14	RV	RV	RV	RV	38.46	41.67	RV	RV	RV	4.82	23.96	26.39	RV	RV	RV	8.33	4.55	0.00
6003125	WILBUR D. MILLS HIGH SCHOOL	18.97	29.51	27.64	14.36	20.88	21.84	15.63	32.14	32.26	27.27	47.06	40.63	32.22	51.28	44.44	13.64	21.40	23.00	5.88	0.00	9.09	0.00	0.00	0.00
6004008	JACKSONVILLE MIDDLE SCHOOL **	14.39	35.05	36.19	9.83	29.23	26.91	13.89	27.78	29.73	23.24	43.52	49.55	24.51	48.60	RV	12.01	32.54	36.35	4.76	23.53	23.53	5.21	15.60	13.11
6004009	JACKSONVILLE HIGH SCHOOL **	9.76	18.04	28.12	6.93	11.25	18.73	14.29	23.08	23.08	13.33	32.32	42.57	13.86	27.00	RV	7.93	15.02	28.21	RV	0.00	0.00	0.00	0.00	5.88
6044702	COVENANT KEEPERS CHARTER	12.15	28.47	38.93	5.17	28.05	23.81	20.41	29.09	45.35	RV	RV	RV	10.00	RV	RV	12.63	28.03	39.37	15.79	10.26	42.25	RV	RV	RV
6049702	LITTLE ROCK PREP ACADEMY MIDDLE	22.31	34.58	39.06	22.22	34.48	40.00	20.00	33.33	35.00	RV	RV	RV	RV	0.00	0.00	21.67	34.58	39.06	RV	RV	25.00	10.00	RV	15.79
6052703	SIATECH HIGH CHARTER	RV	RV	15.38	RV	RV	RV	RV	RV	RV	RV	RV	RV	RV	RV	RV	RV	RV	15.38	RV	RV	RV	RV	RV	RV
6201010	FORREST CITY JR. HIGH	17.37	23.87	26.52	17.50	22.90	24.56	RV	RV	RV	18.18	32.14	45.45	0.00	0.00	0.00	17.37	23.87	26.52	RV	RV	RV	6.67	8.51	9.76
6201011	FORREST CITY HIGH SCHOOL	15.67	18.13	27.95	13.20	16.40	27.30	RV	RV	RV	34.09	32.26	37.50	0.00	RV	0.00	15.67	18.13	27.95	RV	RV	RV	4.35	6.82	9.30
6201702	LINCOLN ACADEMY	15.32	26.58	31.53	13.54	25.35	30.30	RV	RV	RV	22.50	23.08	RV	0.00	0.00	0.00	15.32	26.58	31.53	RV	RV	RV	4.76	0.00	0.00
6601005	BELLE POINT ALTERNATIVE CENTER	3.85	12.50	9.09	RV	RV	RV	RV	RV	RV	RV	23.08	RV	0.00	RV	RV	3.85	9.43	10.26	RV	RV	RV	RV	RV	RV
6601019	TRUSTY ELEMENTARY SCHOOL	21.77	23.53	23.53	30.43	10.00	12.12	19.51	25.27	31.33	19.23	22.22	18.18	0.00	RV	RV	22.86	24.18	24.52	20.00	25.56	30.12	6.67	5.56	4.76
7009049	STRONG HIGH SCHOOL	8.16	14.77	25.00	5.80	14.75	22.95	RV	0.00	RV	20.00	23.53	42.11	0.00	RV	RV	8.89	13.25	23.81	RV	RV	RV	0.00	RV	7.14
7401003	AUGUSTA HIGH SCHOOL	17.65	27.08	37.86	13.11	17.24	33.85	RV	RV	RV	22.22	44.44	44.44	0.00	0.00	RV	17.65	27.08	38.24	RV	RV	RV	15.38	RV	RV

* School reconfigured and changed its name in school year 2015-2016

** Schools have new LEA numbers and part of a new school district

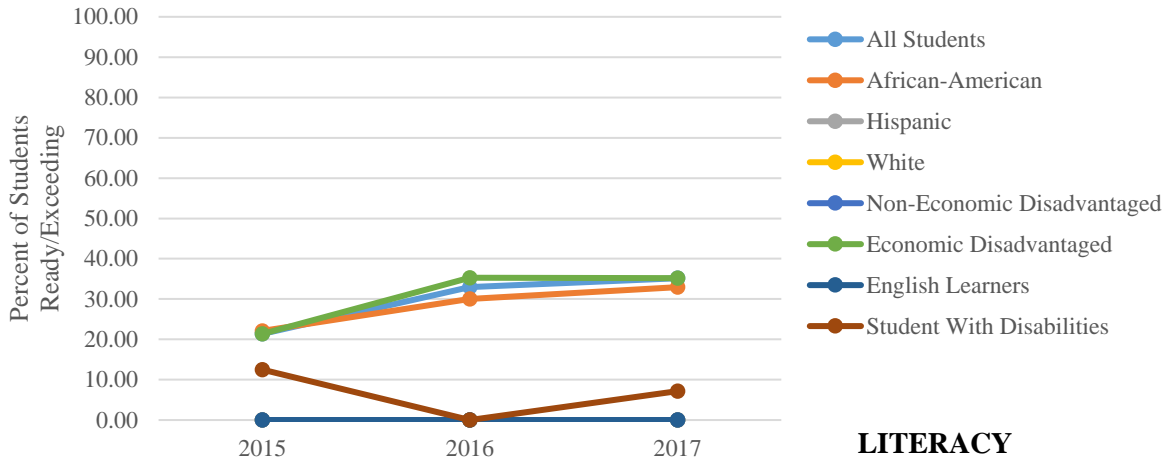
EXHIBIT C- TRENDS IN SCHOOL MATH PERFORMANCE BY SUBGROUP (2015-2017)

LEA	School Name	Subgroup																							
		All Students			African-American			Hispanic			White			Non-Economic Disadvantaged			Economic Disadvantaged			English Learners			Students with Disabilities		
		2015	2016	2017	2015	2016	2017	2015	2016	2017	2015	2016	2017	2015	2016	2017	2015	2016	2017	2015	2016	2017	2015	2016	2017
901003	DERMOTT HIGH SCHOOL	8.26	20.00	16.48	6.93	17.50	14.77	RV	RV	RV	RV	RV	RV	0.00	0.00	0.00	8.26	20.00	14.29	RV	RV	RV	10.53	0.00	14.29
1802007	EARLE HIGH SCHOOL	9.66	14.59	11.46	9.77	14.36	11.76	RV	RV	RV	RV	RV	RV	0.00	0.00	RV	9.66	14.05	9.42	RV	RV	RV	12.50	4.76	16.67
1803035	WONDER JUNIOR HIGH SCHOOL	7.87	17.97	16.28	7.94	18.11	16.23	RV	RV	RV	RV	RV	RV	0.00	0.00	RV	7.89	18.21	16.07	RV	RV	RV	0.00	0.00	1.92
3502009	ROBERT F. MOREHEAD MIDDLE	8.26	17.27	13.43	8.07	17.52	13.70	RV	RV	RV	14.29	8.33	RV	0.00	0.00	0.00	8.26	16.47	12.37	RV	RV	RV	7.14	5.71	7.89
3502010	DOLLARWAY HIGH SCHOOL	0.00	6.76	8.76	0.00	6.02	9.09	RV	RV	RV	RV	RV	RV	0.00	0.00	RV	0.00	6.76	7.35	RV	RV	RV	0.00	0.00	14.29
3505025	BELAIR MIDDLE SCHOOL	7.49	28.89	29.75	7.54	28.48	29.76	RV	RV	RV	9.09	RV	RV	5.26	RV	0.00	7.72	28.54	27.26	RV	RV	RV	6.38	3.49	17.44
3505042	PINE BLUFF HIGH SCHOOL	1.99	6.77	7.80	2.04	6.72	7.09	RV	RV	RV	RV	0.00	RV	4.17	RV	0.00	2.26	6.60	6.63	RV	RV	RV	9.52	2.17	10.17
3505044	JACK ROBEY MIDDLE SCHOOL	6.96	20.45	20.24	6.76	19.75	20.04	RV	RV	RV	16.67	30.00	RV	6.32	RV	0.00	7.10	18.93	15.87	RV	RV	RV	0.00	9.18	25.81
3509067	WATSON CHAPEL HIGH SCHOOL	1.67	7.04	13.94	0.00	4.03	9.87	RV	RV	RV	8.00	13.95	25.49	0.00	7.14	17.65	2.06	6.94	8.94	RV	RV	RV	RV	0.00	18.75
3541701	PINE BLUFF LIGHTHOUSE ELEMENTARY	10.81	21.83	29.60	11.11	22.22	28.57	RV	RV	RV	RV	RV	RV	0.00	0.00	RV	7.69	21.83	29.60	RV	RV	RV	0.00	0.00	0.00
3904010	ANNA STRONG LEARNING ACADEMY	6.09	24.16	19.39	5.71	23.13	18.64	RV	RV	RV	0.00	28.57	20.00	0.00	RV	0.00	6.09	22.60	18.88	RV	RV	RV	2.94	9.38	5.56
3904011	LEE HIGH SCHOOL	12.04	8.87	13.83	9.74	7.57	14.12	RV	RV	RV	30.77	27.27	9.09	0.00	0.00	RV	11.63	8.87	12.30	RV	RV	RV	5.88	0.00	9.68
4605026	ARKANSAS HIGH SCHOOL	11.01	17.47	17.24	6.09	7.35	8.54	25.00	18.75	14.29	16.85	28.44	27.32	17.04	27.08	27.32	8.31	11.18	9.58	RV	RV	RV	0.00	0.00	16.67
4702012	BLYTHEVILLE MIDDLE SCHOOL	4.64	18.02	21.82	3.53	15.41	18.79	RV	RV	RV	9.88	32.14	35.85	0.00	0.00	0.00	4.64	17.75	21.55	RV	RV	RV	1.47	2.86	3.03
4702706	BLYTHEVILLE HIGH SCHOOL-A NEW TECH	4.62	8.30	7.72	2.11	6.73	6.38	RV	RV	RV	16.07	15.00	12.73	0.00	0.00	0.00	8.30	8.30	7.38	RV	RV	RV	0.00	0.00	2.08
4713051	OSCEOLA HIGH SCHOOL	6.41	3.29	6.80	3.28	1.63	5.65	RV	RV	RV	16.00	9.52	15.79	RV	0.00	0.00	3.29	3.27	6.80	RV	RV	RV	RV	0.00	0.00
4713705	OSCEOLA STEM CHARTER	8.56	29.31	27.42	7.02	24.64	23.75	RV	45.45	RV	14.81	53.85	45.95	0.00	0.00	0.00	8.56	29.00	27.10	RV	RV	RV	5.13	4.44	9.80
5403019	CENTRAL HIGH SCHOOL	4.05	10.74	9.12	4.18	10.17	8.84	RV	RV	RV	RV	RV	20.00	RV	0.00	0.00	3.89	9.64	7.51	RV	RV	RV	10.53	11.76	14.63
5404032	MARVELL-ELAINE HIGH SCHOOL	4.88	8.00	14.56	2.80	7.45	15.15	RV	RV	RV	18.18	RV	RV	RV	RV	RV	4.96	7.14	9.80	RV	RV	RV	4.55	5.56	21.74
6001002	HALL HIGH SCHOOL	4.18	2.10	6.02	3.20	1.86	5.79	4.17	1.63	3.50	23.08	11.76	18.18	8.33	1.18	0.00	3.59	2.48	5.39	2.22	1.60	2.13	18.18	0.00	9.38
6001013	HENDERSON MIDDLE SCHOOL	5.84	17.82	18.62	4.62	13.67	16.92	10.00	36.36	28.36	8.33	38.24	20.83	14.04	22.44	19.28	5.10	15.48	18.15	10.61	36.36	23.81	2.04	3.92	3.49
6001052	BASELINE ELEMENTARY SCHOOL	16.22	34.68	39.84	12.00	31.25	34.15	20.75	35.82	42.11	RV	RV	RV	RV	31.71	RV	14.95	35.71	40.83	18.87	34.85	43.24	0.00	11.11	11.11
6001062	MABELVALE MIDDLE SCHOOL	7.68	20.33	33.04	6.69	17.18	26.28	11.49	35.56	43.10	14.29	19.23	58.33	11.32	17.69	28.57	7.33	19.81	27.13	9.33	32.91	42.11	4.35	7.69	0.00
6001063	J.A. FAIR HIGH SCHOOL	6.53	4.83	5.37	5.96	4.74	4.11	11.11	5.41	10.00	15.38	0.00	12.50	15.63	5.26	3.39	5.57	4.64	5.32	0.00	0.00	0.00	0.00	0.00	0.00
6001064	MCCLELLAN MAGNET HIGH SCHOOL	3.63	4.79	7.72	3.68	4.74	6.78	0.00	6.45	13.79	0.00	RV	10.00	10.34	5.00	6.82	2.92	4.44	6.05	0.00	0.00	0.00	8.00	0.00	9.76
6001077	CLOVERDALE MIDDLE SCHOOL *	5.71	17.67	18.83	6.11	17.61	18.58	4.46	18.24	17.72	7.69	RV	RV	5.41	14.67	24.32	5.74	16.71	16.46	3.67	15.38	15.97	8.93	15.71	14.55
6003102	HARRIS ELEMENTARY SCHOOL	4.60	29.52	31.17	4.00	32.53	32.20	RV	RV	RV	RV	30.77	41.67	RV	RV	RV	4.76	28.87	31.94	RV	RV	RV	8.33	0.00	5.56
6003125	WILBUR D. MILLS HIGH SCHOOL	2.71	12.46	10.95	0.66	6.04	6.90	0.00	17.24	12.90	7.25	23.53	19.05	5.00	27.85	44.44	2.02	6.51	8.02	0.00	5.26	4.55	0.00	0.00	0.00
6004008	JACKSONVILLE MIDDLE SCHOOL **	7.03	27.02	27.48	3.85	21.88	18.47	2.70	29.73	27.03	15.00	31.96	38.64	15.84	35.19	20.63	4.94	23.29	26.40	0.00	16.67	17.65	6.59	12.61	9.92
6004009	JACKSONVILLE HIGH SCHOOL **	5.19	6.72	8.58	3.53	5.44	3.59	4.76	11.54	7.69	8.57	8.16	16.67	6.58	12.00	RV	4.66	4.79	7.97	RV	0.00	0.00	0.00	0.00	2.94
6044702	COVENANT KEEPERS CHARTER	7.02	19.72	30.88	1.69	18.29	11.90	12.73	21.67	38.46	RV	RV	RV	0.00	RV	RV	7.84	20.44	32.03	11.63	13.64	35.62	RV	RV	RV
6049702	LITTLE ROCK PREP ACADEMY MIDDLE	14.17	28.97	30.47	14.02	28.74	27.62	20.00	33.33	45.00	RV	RV	RV	RV	0.00	0.00	14.29	28.97	30.47	RV	RV	37.50	0.00	RV	10.53
6052703	SIATECH HIGH CHARTER	RV	RV	6.67	RV	RV	0.00	RV	RV	RV	RV	RV	RV	RV	RV	0.00	RV	RV	6.67	RV	RV	RV	RV	RV	RV
6201010	FORREST CITY JR. HIGH	10.79	14.80	23.00	9.68	13.47	22.11	RV	RV	RV	20.69	28.57	27.27	0.00	0.00	0.00	10.79	13.90	22.04	RV	RV	RV	11.63	6.38	7.32
6201011	FORREST CITY HIGH SCHOOL	3.53	5.95	8.92	1.82	4.11	7.43	RV	RV	RV	16.67	25.00	25.00	0.00	RV	0.00	3.53	5.95	8.31	RV	RV	RV	2.22	0.00	9.09
6201702	LINCOLN ACADEMY	8.79	24.05	24.32	6.64	23.94	23.23	RV	RV	RV	23.08	15.38	RV	0.00	0.00	0.00	8.79	24.05	24.32	RV	RV	RV	2.38	9.52	7.14
6601005	BELLE POINT ALTERNATIVE CENTER	0.00	3.13	9.52	0.00	RV	RV	RV	RV	RV	RV	7.69	RV	RV	RV	RV	0.00	1.89	2.70	RV	RV	RV	RV	RV	RV
6601019	TRUSTY ELEMENTARY SCHOOL	19.05	58.17	48.37	17.39	45.00	36.36	20.73	60.44	51.81	11.54	51.85	45.45	RV	RV	RV	20.00	57.52	47.10	18.82	63.33	53.01	6.67	16.67	9.52
7009049	STRONG HIGH SCHOOL	8.42	6.90	14.77	3.03	6.67	6.56	RV	10.00	RV	25.00	5.88	26.32	RV	0.00	RV	8.05	7.32	15.48	RV	RV	RV	10.00	RV	0.00
7401003	AUGUSTA HIGH SCHOOL	16.49	21.05	28.16	11.86	15.79	24.62	RV	RV	RV	22.86	30.56	36.11	0.00	0.00	RV	16.49	20.00	28.43	RV	RV	RV	9.09	RV	RV

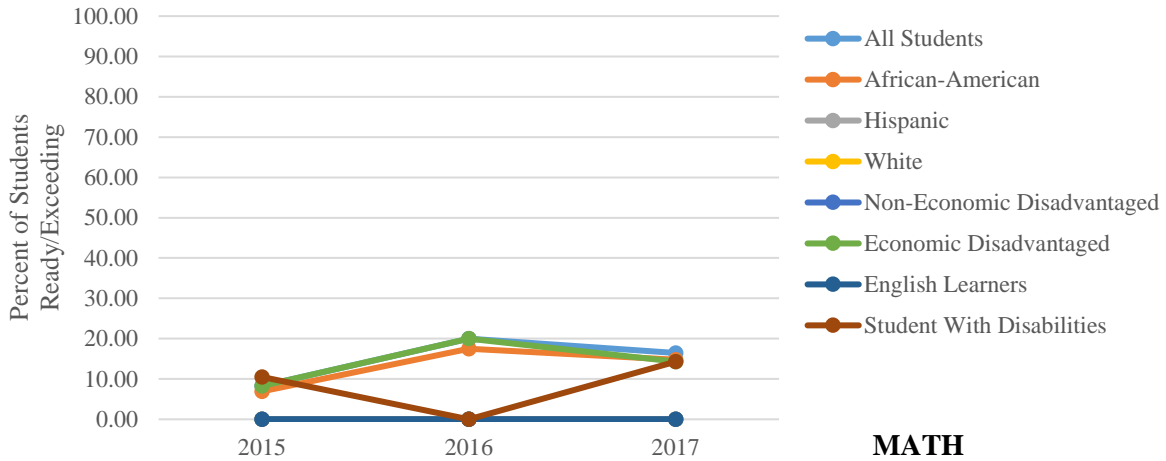
* School reconfigured and changed its names in school year 2015-2016

** Schools have new LEA numbers and part of a new school district

LEA: 901003 DERMOTT HIGH SCHOOL

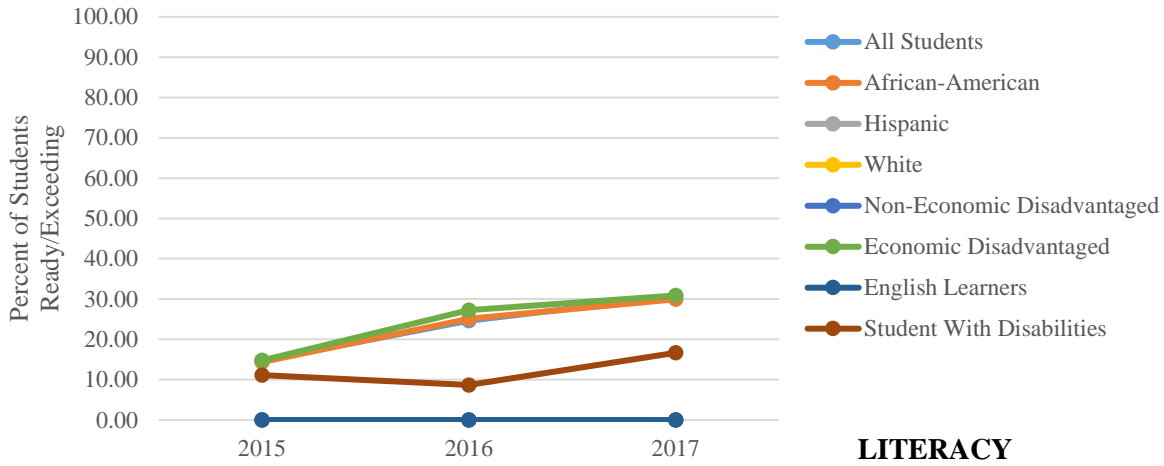


LEA: 901003 DERMOTT HIGH SCHOOL

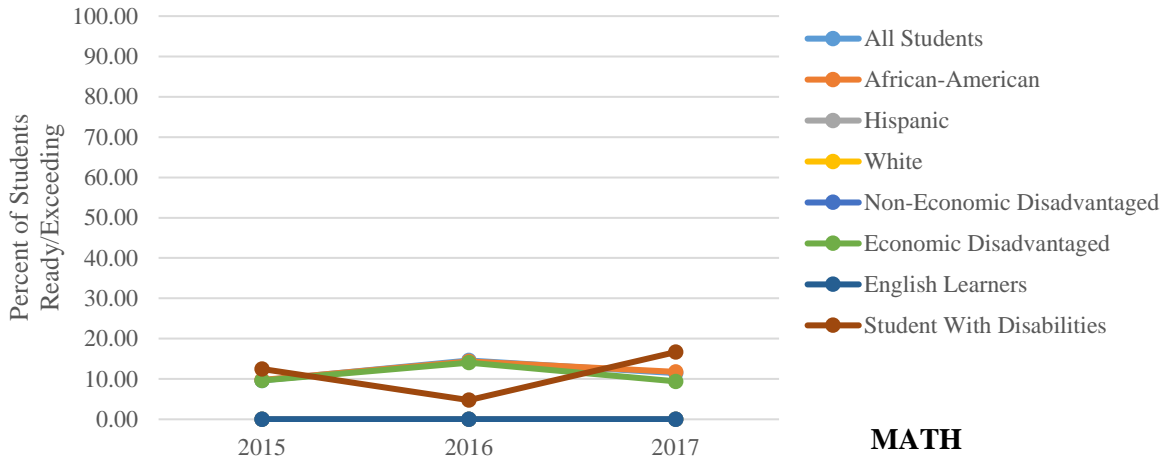


*If the number of students in a subgroup is less than 10, the percent of students will be 0

LEA: 1802007 EARLE HIGH SCHOOL

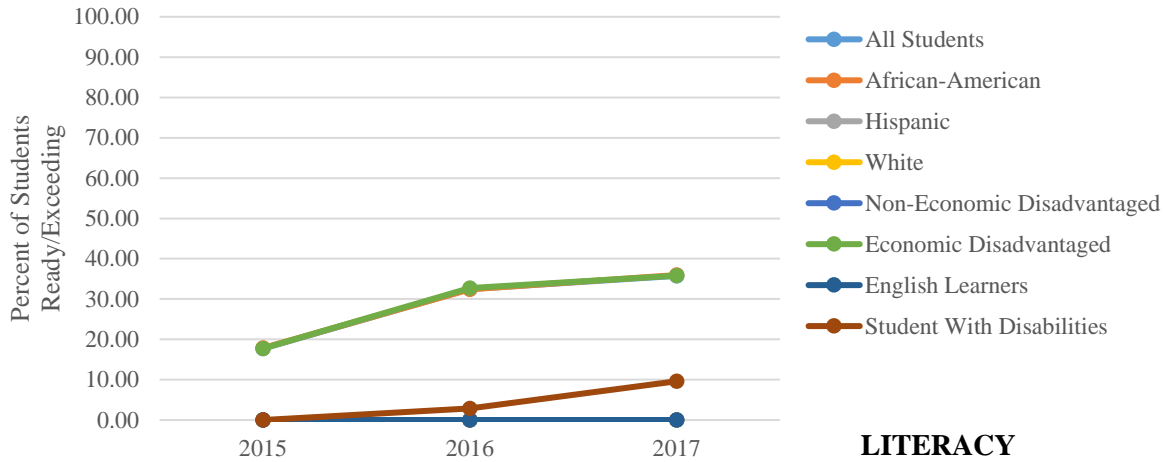


LEA: 1802007 EARLE HIGH SCHOOL

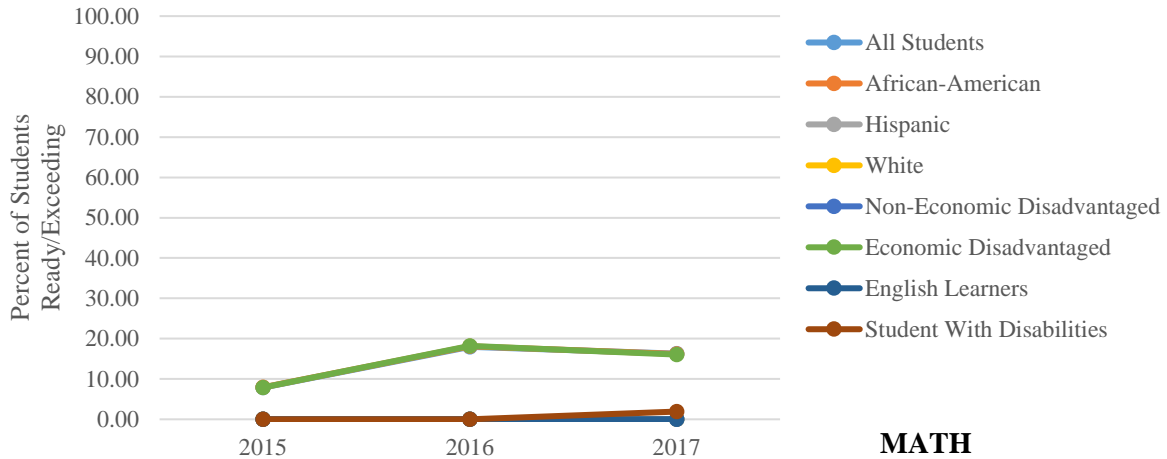


*If the number of students in a subgroup is less than 10, the percent of students will be 0

LEA: 1803035 WONDER JUNIOR HIGH SCHOOL

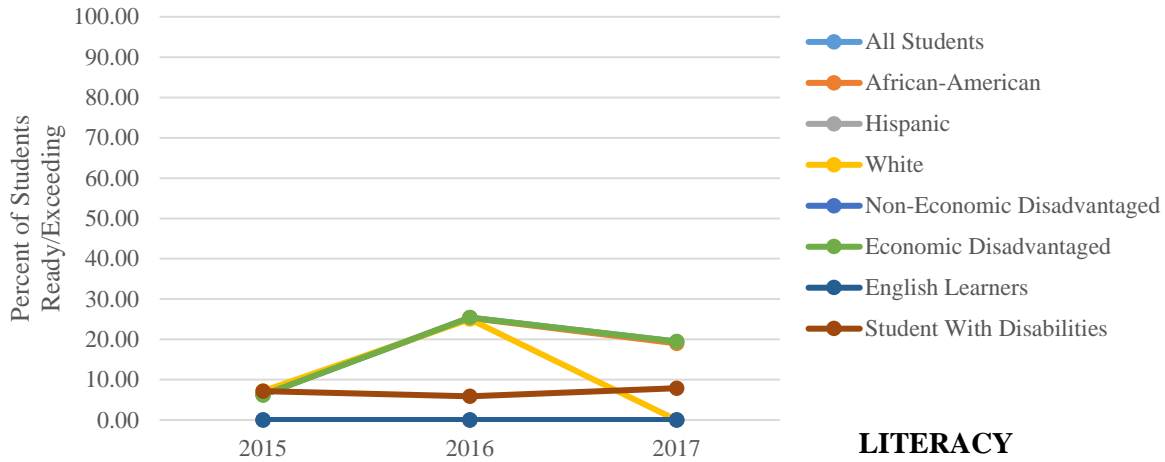


LEA: 1803035 WONDER JUNIOR HIGH SCHOOL

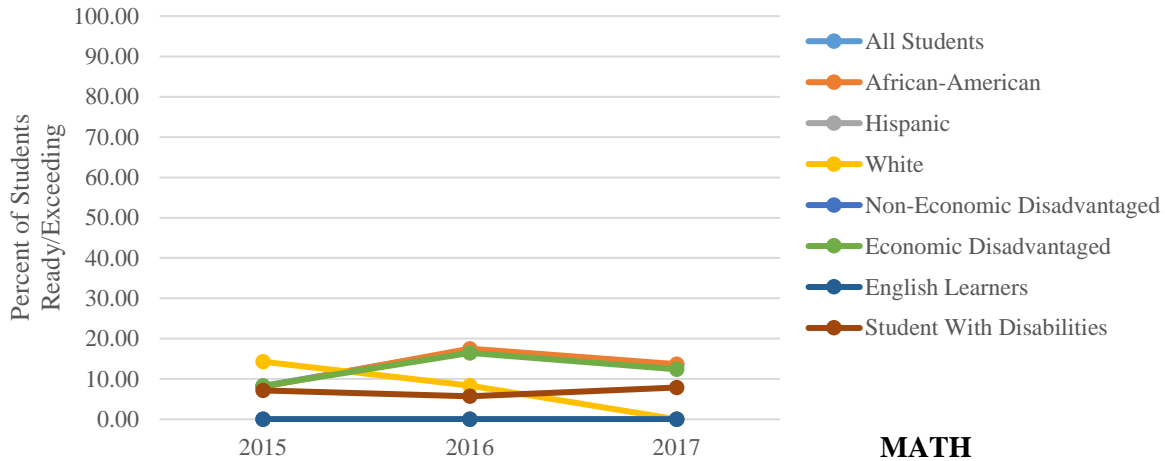


*If the number of students in a subgroup is less than 10, the percent of students will be 0

LEA: 3502009 ROBERT F. MOREHEAD MIDDLE

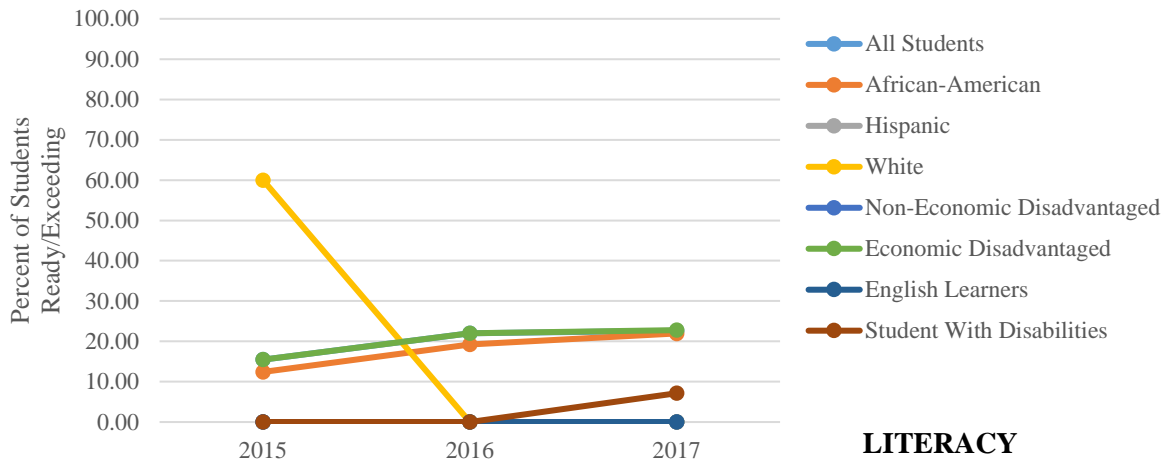


LEA: 3502009 ROBERT F. MOREHEAD MIDDLE

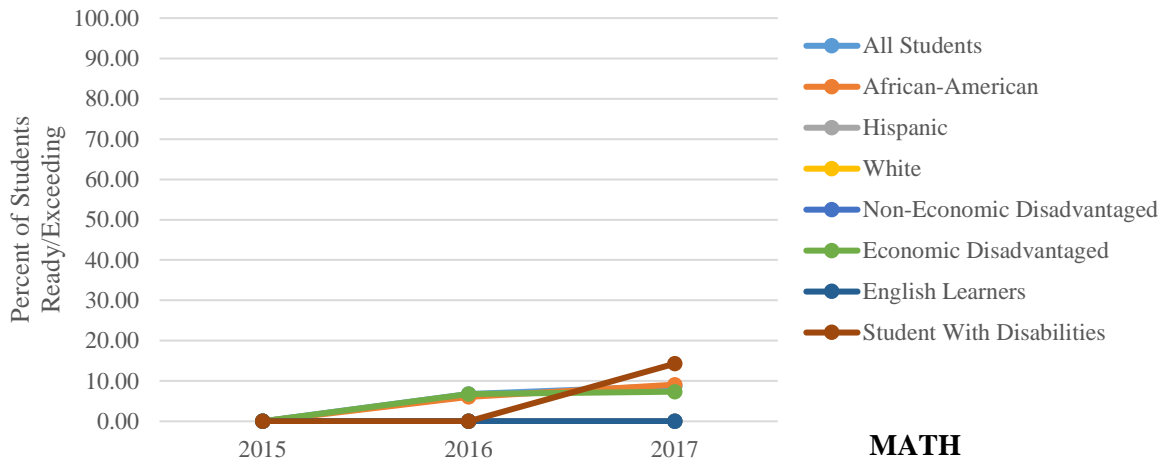


*If the number of students in a subgroup is less than 10, the percent of students will be 0

LEA: 3502010 DOLLARWAY HIGH SCHOOL

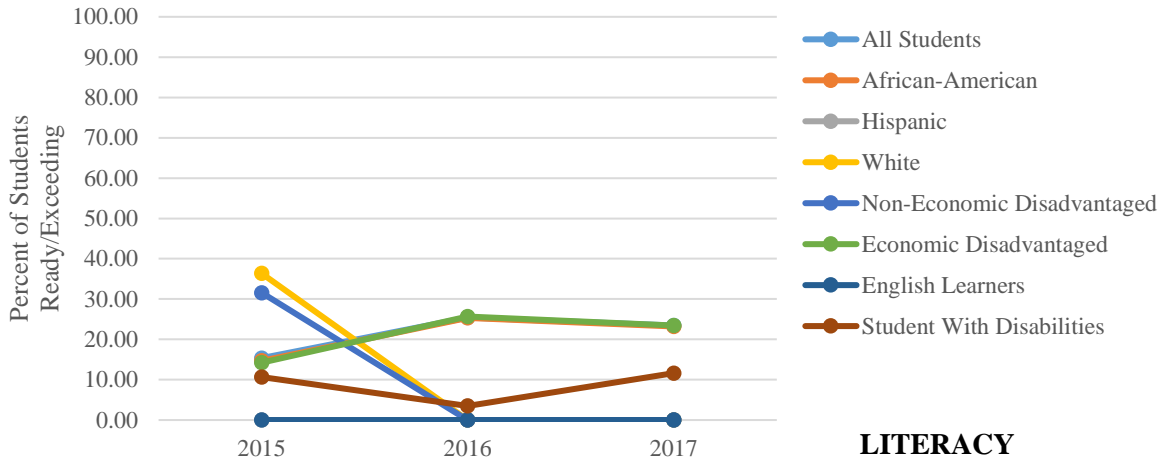


LEA: 3502010 DOLLARWAY HIGH SCHOOL

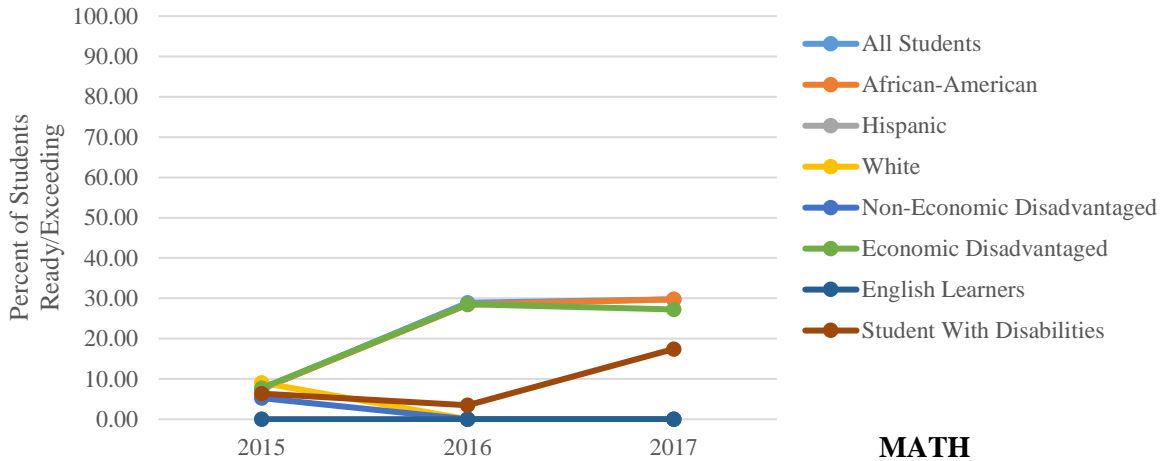


*If the number of students in a subgroup is less than 10, the percent of students will be 0

LEA: 3505025 BELAIR MIDDLE SCHOOL

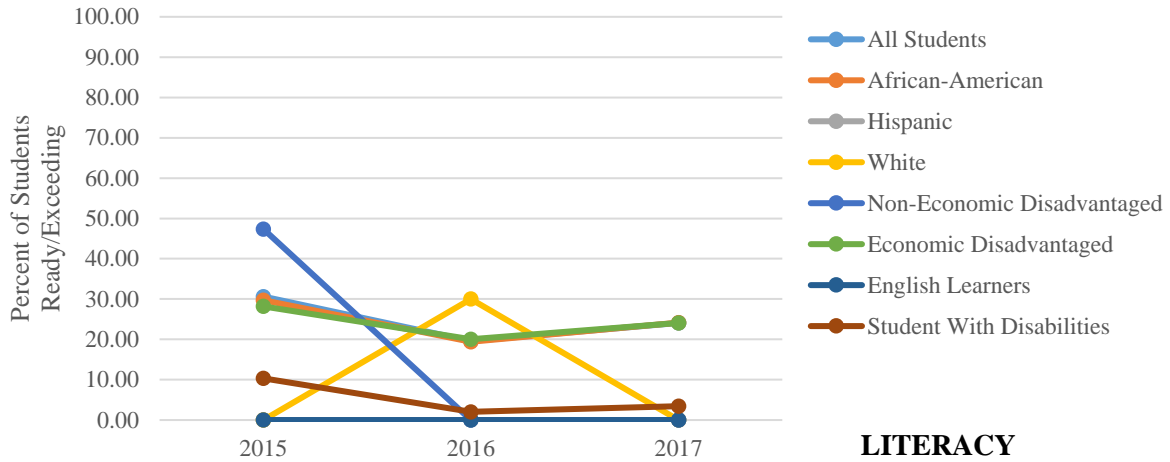


LEA: 3505025 BELAIR MIDDLE SCHOOL

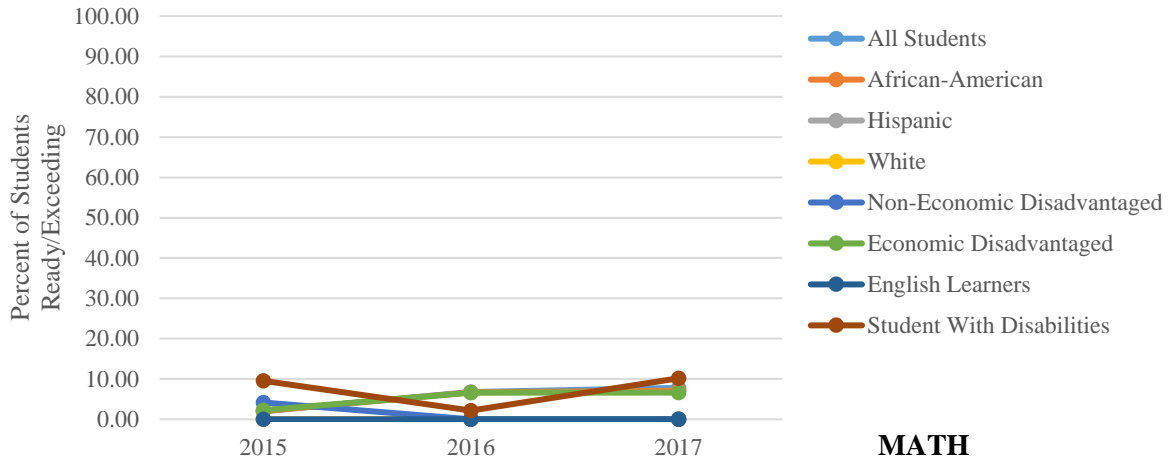


*If the number of students in a subgroup is less than 10, the percent of students will be 0

LEA: 3505042 PINE BLUFF HIGH SCHOOL

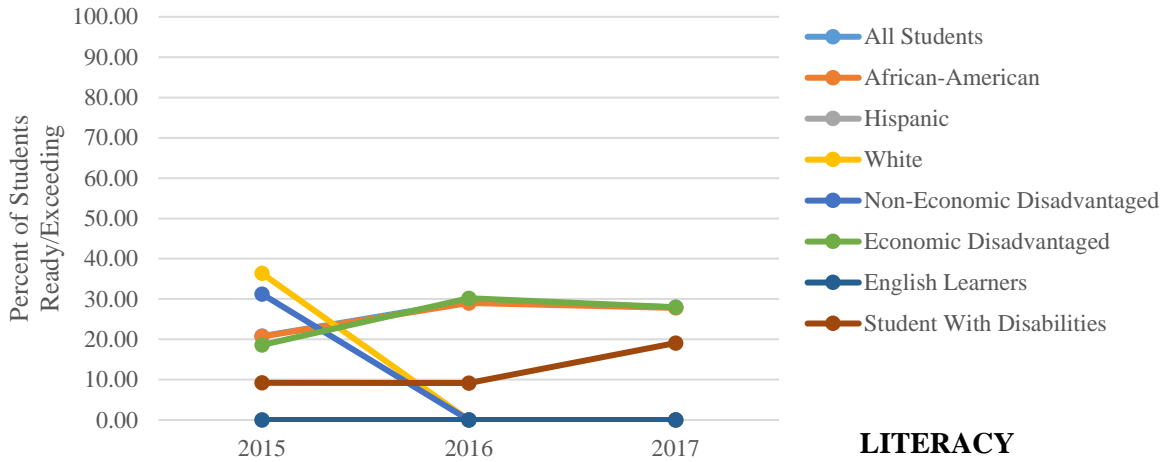


LEA: 3505042 PINE BLUFF HIGH SCHOOL

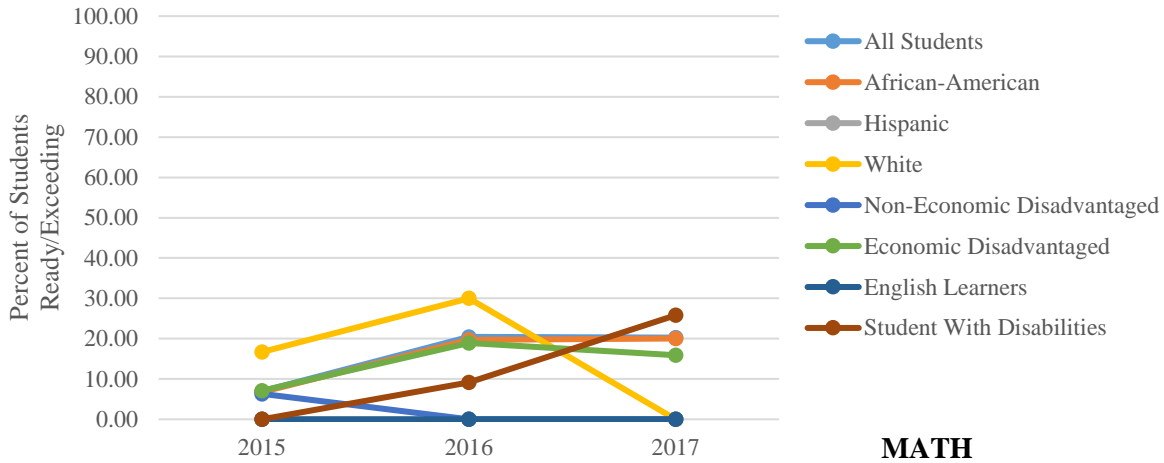


*If the number of students in a subgroup is less than 10, the percent of students will be 0

LEA: 3505044 JACK ROBEY MIDDLE SCHOOL

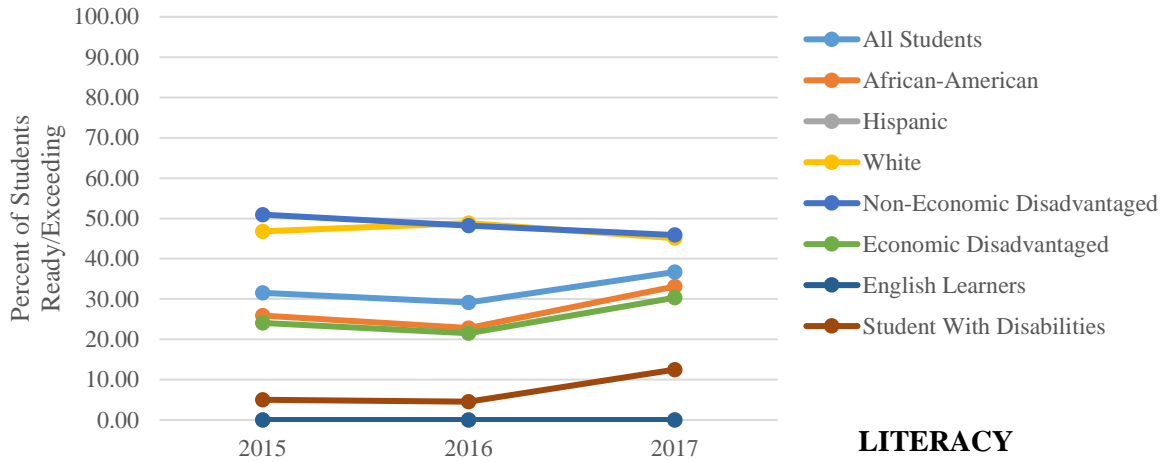


LEA: 3505044 JACK ROBEY MIDDLE SCHOOL



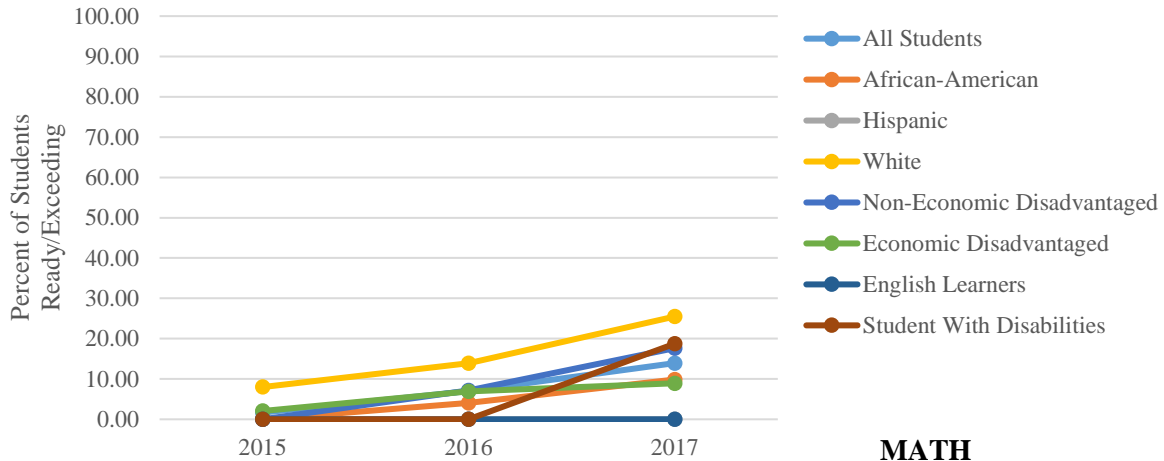
*If the number of students in a subgroup is less than 10, the percent of students will be 0

LEA: 3509067 WATSON CHAPEL HIGH SCHOOL



LITERACY

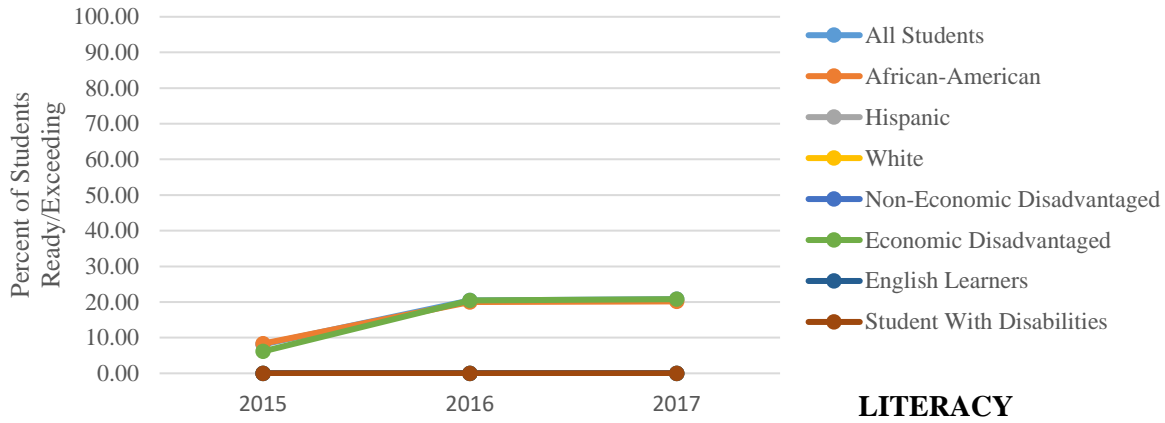
LEA: 3509067 WATSON CHAPEL HIGH SCHOOL



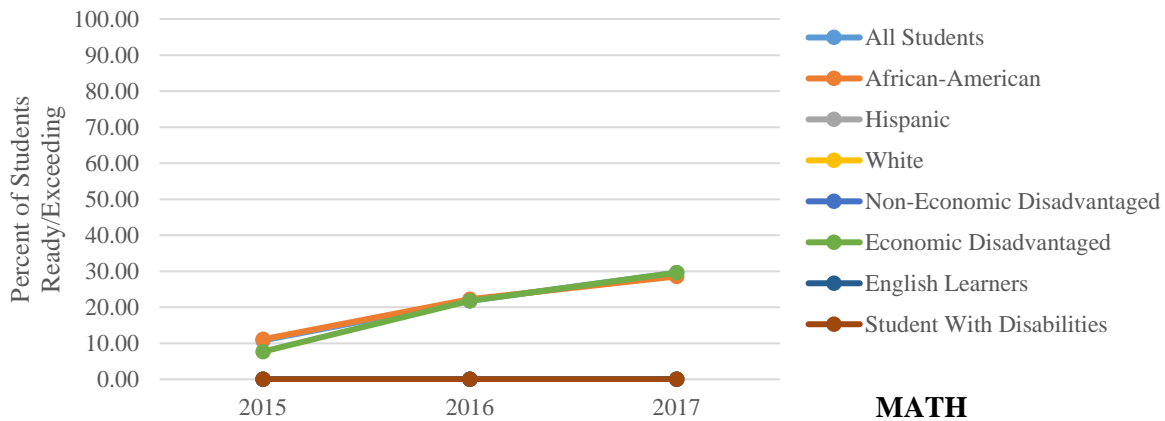
MATH

*If the number of students in a subgroup is less than 10, the percent of students will be 0

LEA: 3541701 PINE BLUFF
LIGHTHOUSE ELEMENTARY

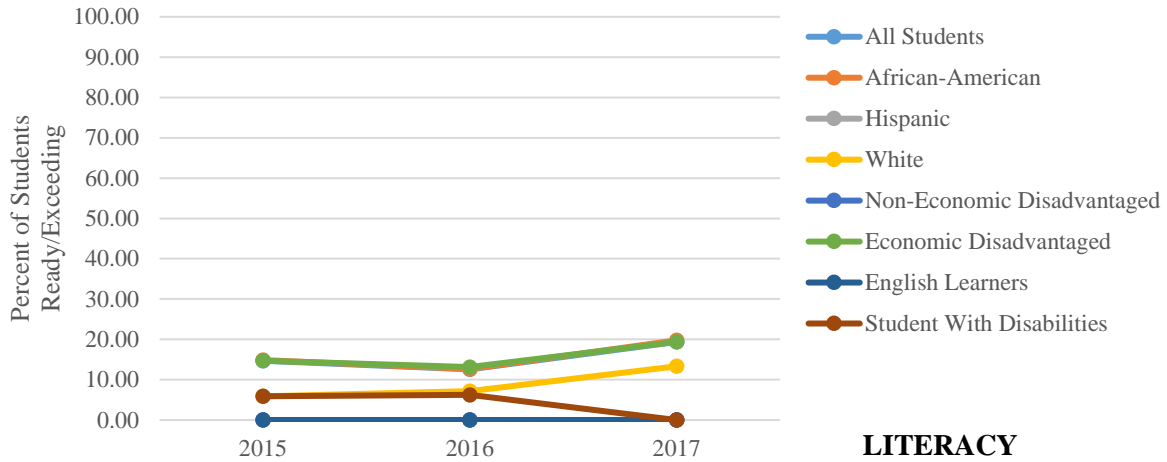


LEA: 3541701 PINE BLUFF
LIGHTHOUSE ELEMENTARY

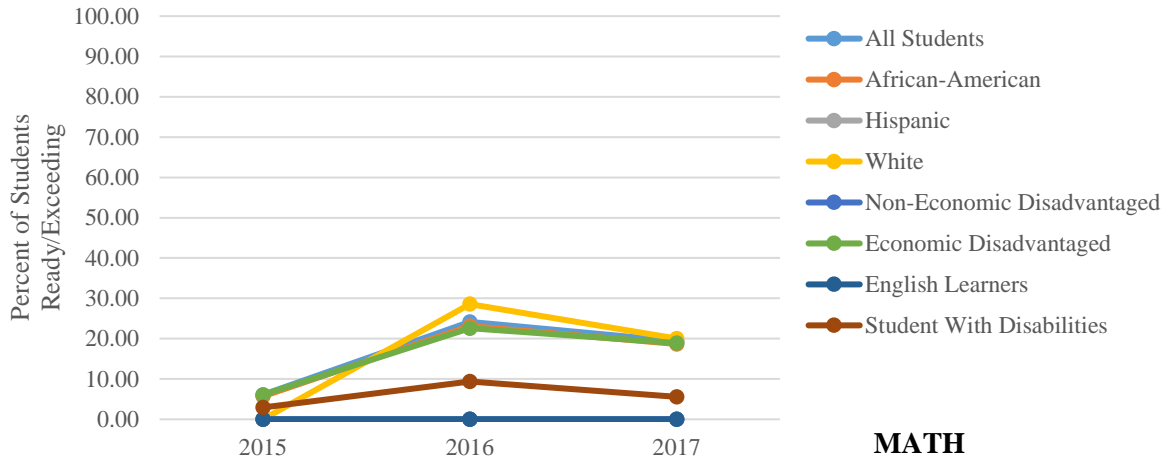


*If the number of students in a subgroup is less than 10, the percent of students will be 0

LEA: 3904010 ANNA STRONG LEARNING ACADEMY

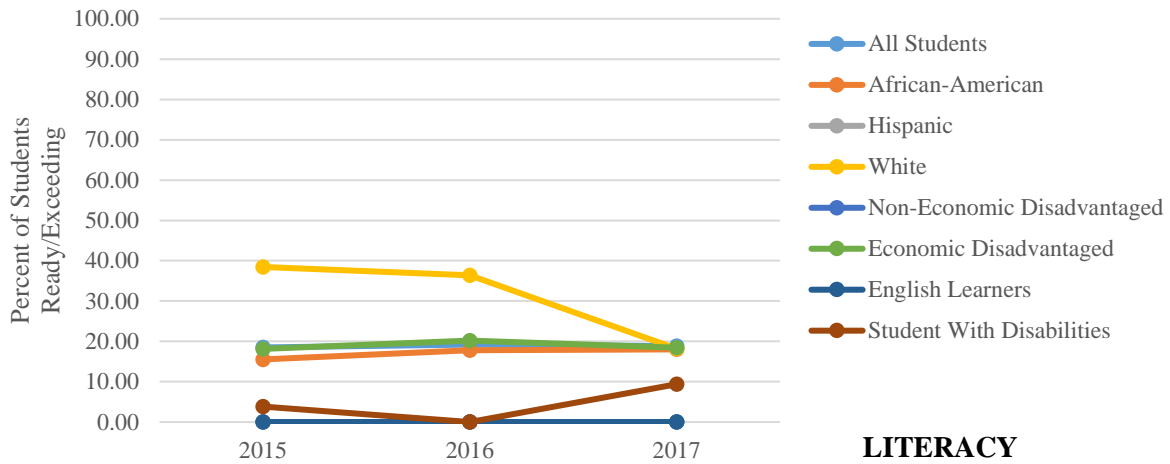


LEA: 3904010 ANNA STRONG LEARNING ACADEMY



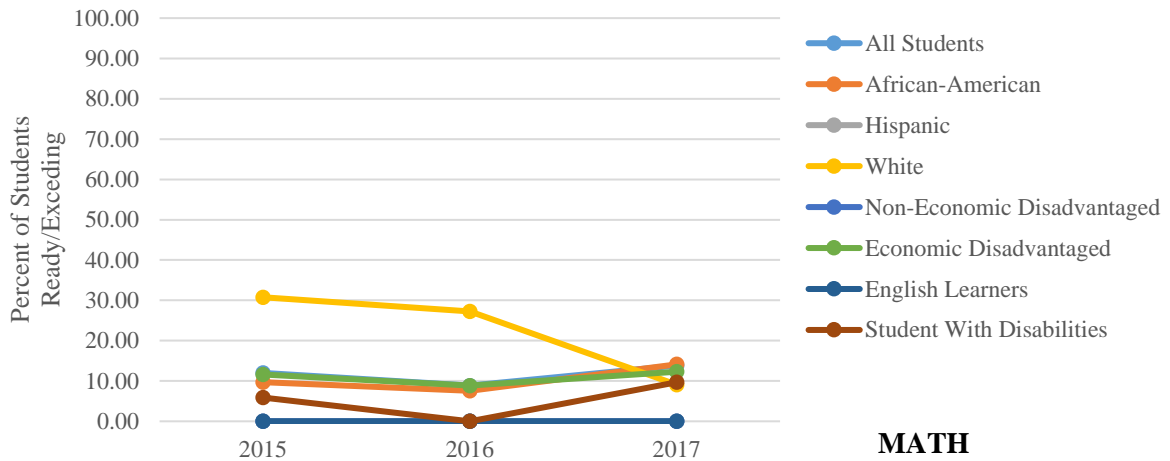
*If the number of students in a subgroup is less than 10, the percent of students will be 0

LEA: 3904011 LEE HIGH SCHOOL



LITERACY

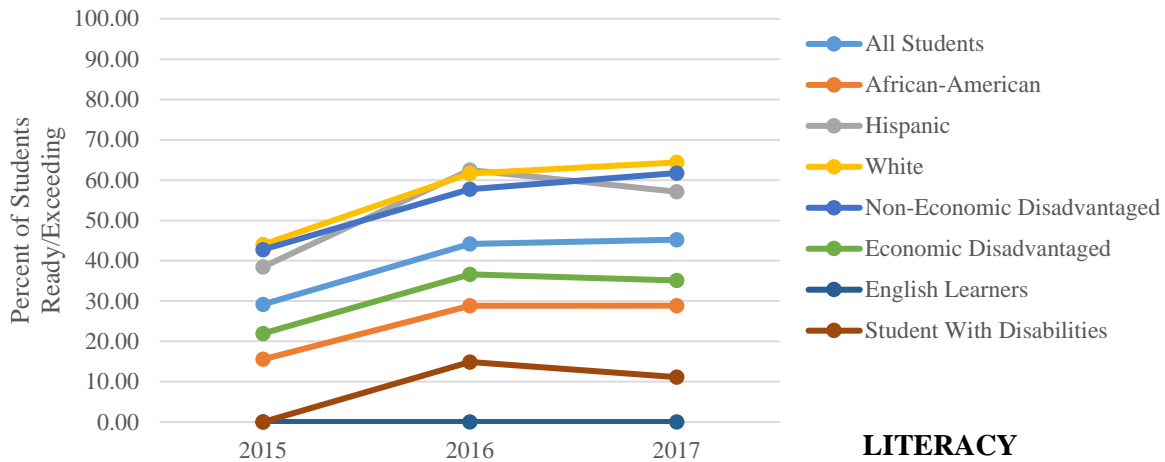
LEA: 3904011 LEE HIGH SCHOOL



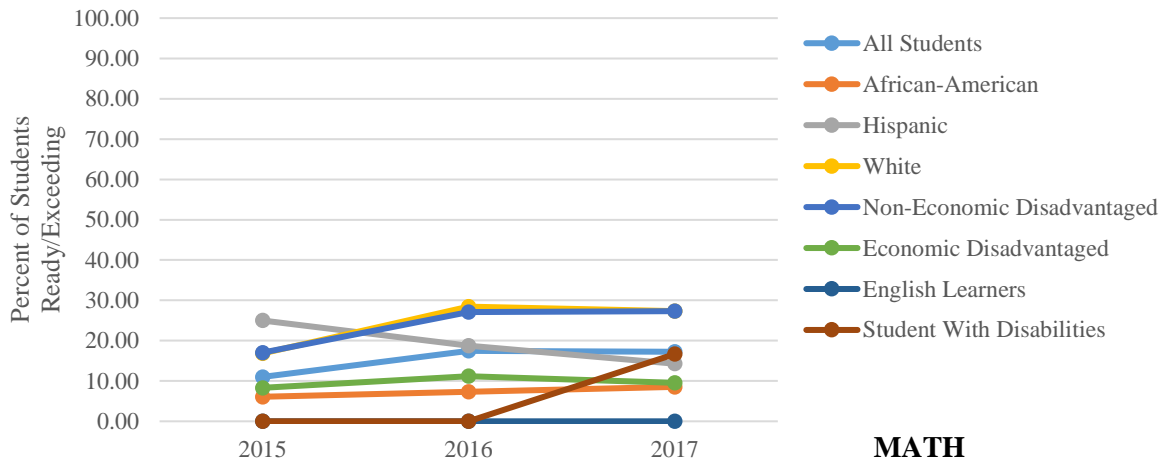
MATH

*If the number of students in a subgroup is less than 10, the percent of students will be 0

LEA: 4605026 ARKANSAS HIGH SCHOOL

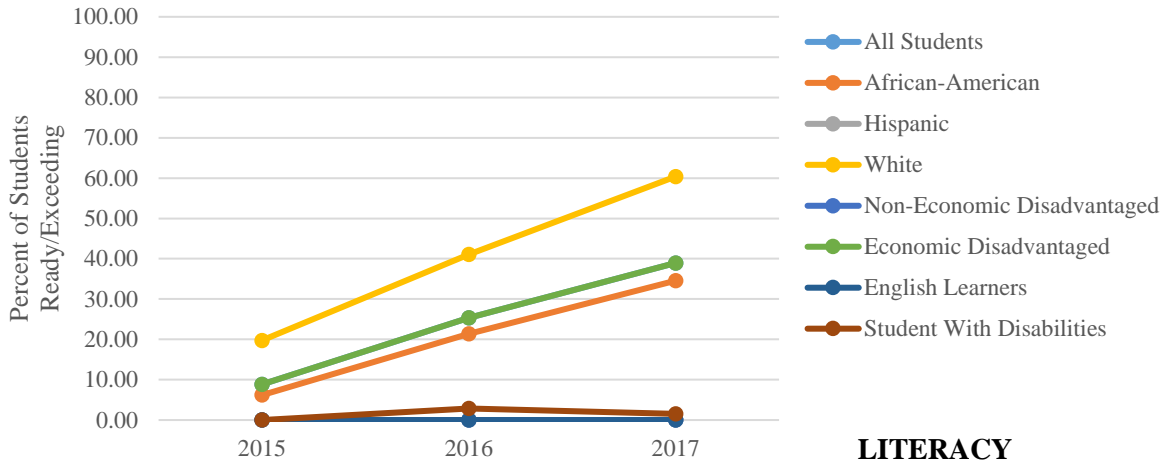


LEA: 4605026 ARKANSAS HIGH SCHOOL

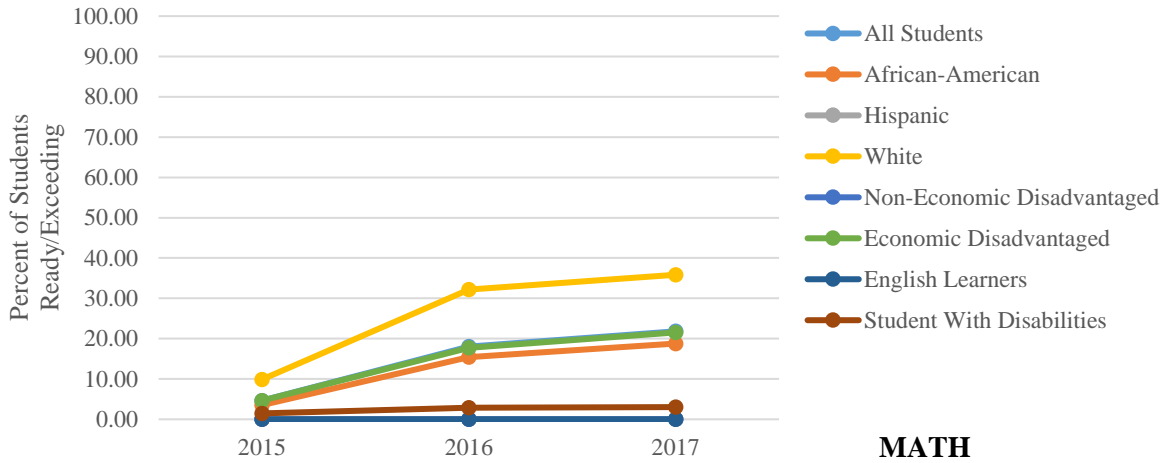


*If the number of students in a subgroup is less than 10, the percent of students will be 0

LEA: 4702012 BLYTHEVILLE MIDDLE SCHOOL

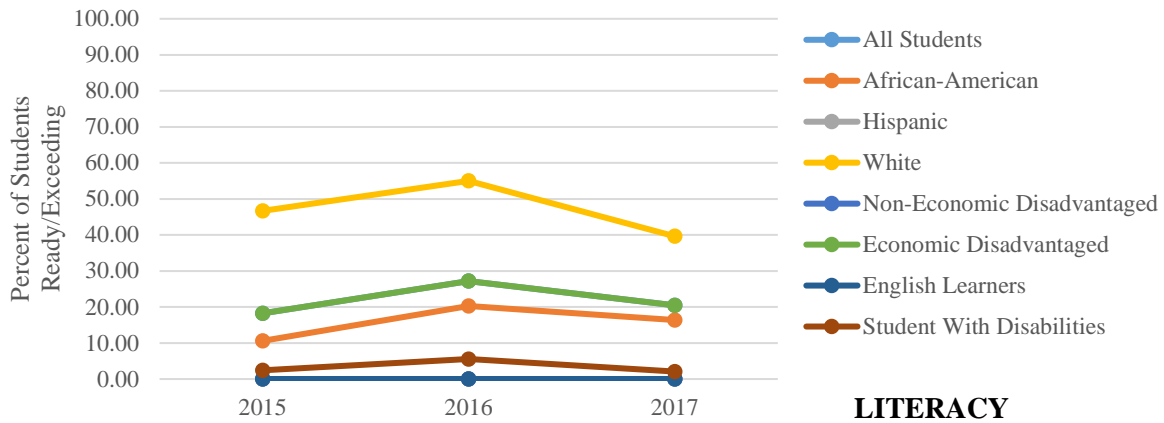


LEA: 4702012 BLYTHEVILLE MIDDLE SCHOOL

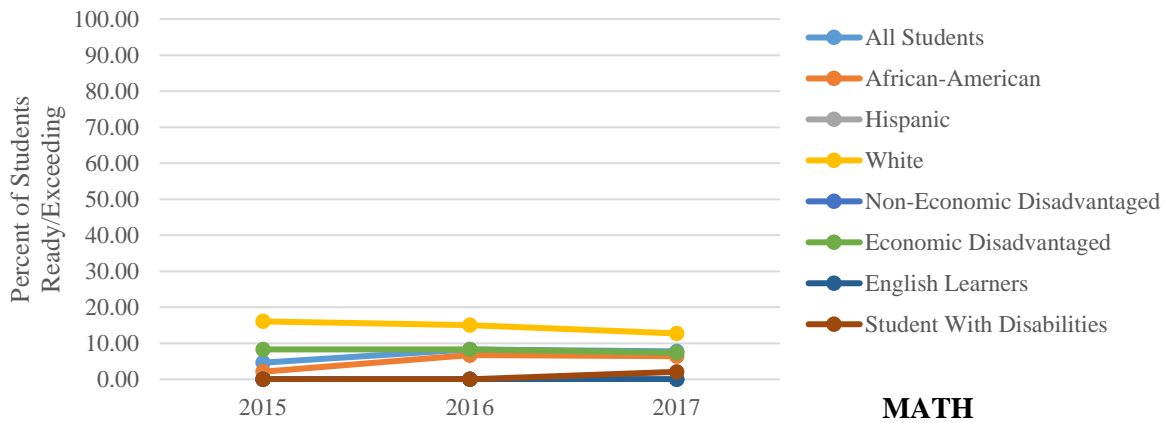


*If the number of students in a subgroup is less than 10, the percent of students will be 0

LEA: 4702706 BLYTHEVILLE HIGH SCHOOL-
A NEW TECH

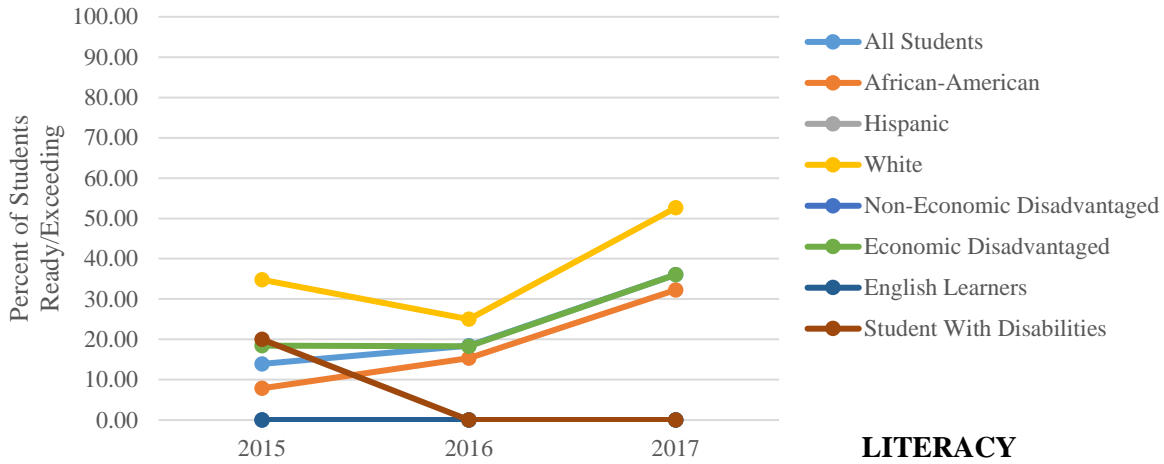


LEA: 4702706 BLYTHEVILLE HIGH SCHOOL-
A NEW TECH

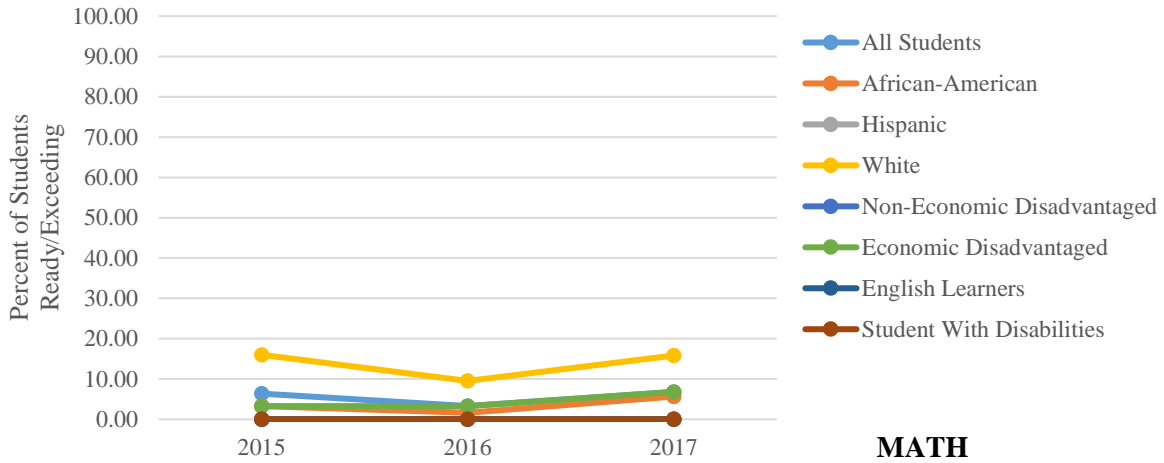


*If the number of students in a subgroup is less than 10, the percent of students will be 0

LEA: 4713051 OSCEOLA HIGH SCHOOL

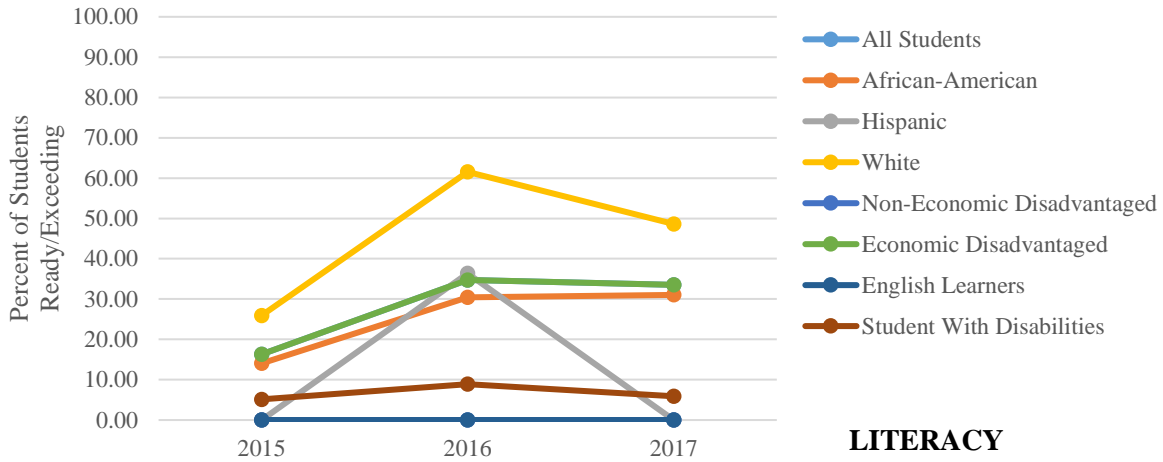


LEA: 4713051 OSCEOLA HIGH SCHOOL

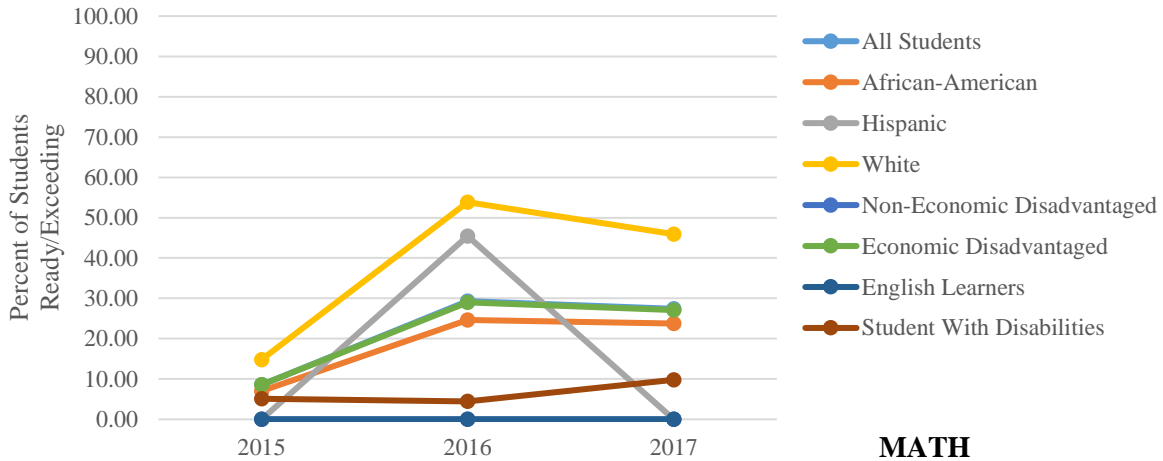


*If the number of students in a subgroup is less than 10, the percent of students will be 0

LEA: 4713705 OSCEOLA STEM CHARTER

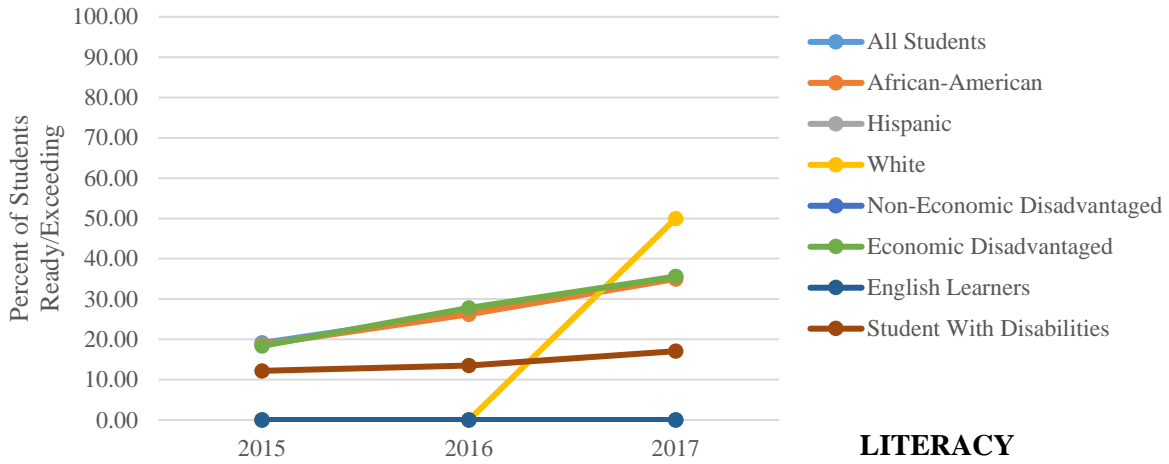


LEA: 4713705 OSCEOLA STEM CHARTER



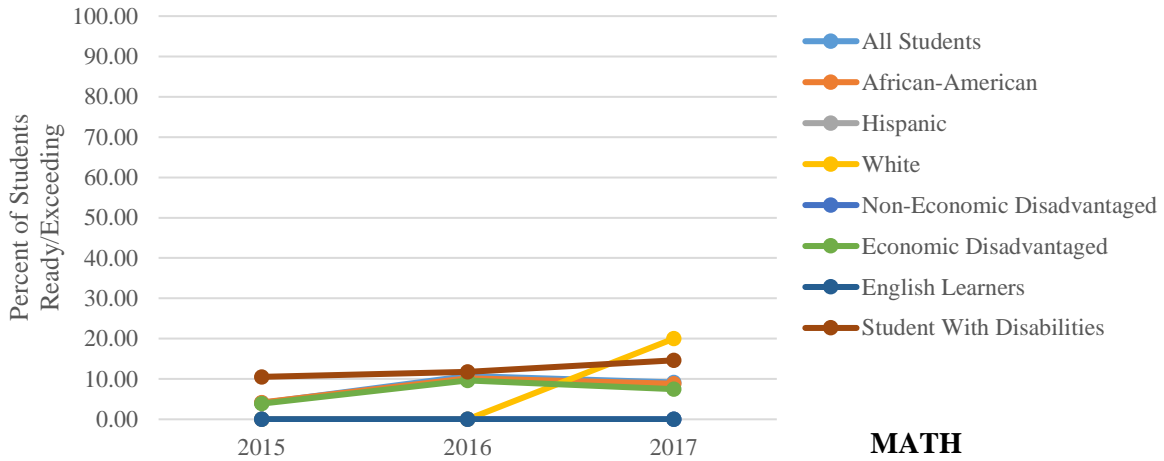
*If the number of students in a subgroup is less than 10, the percent of students will be 0

LEA: 5403019 CENTRAL HIGH SCHOOL



LITERACY

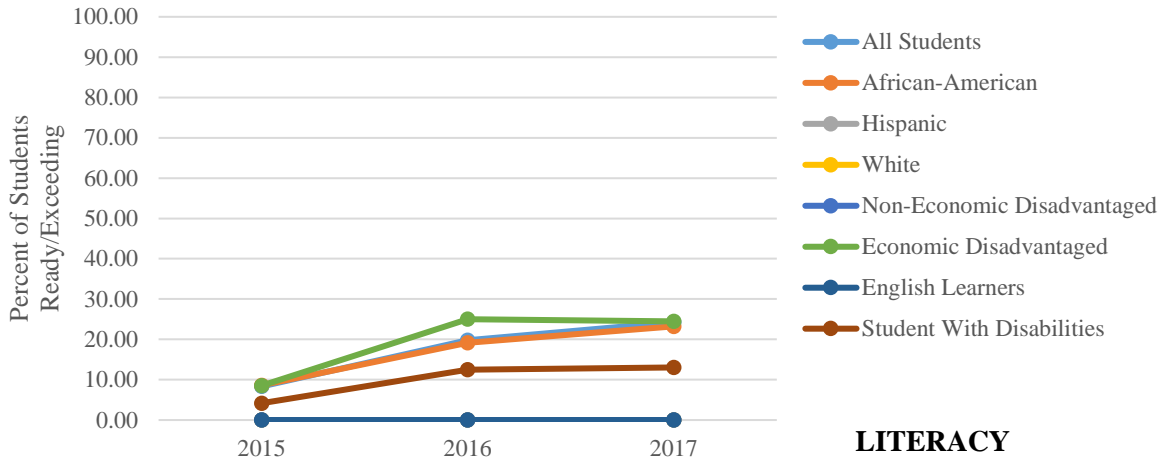
LEA: 5403019 CENTRAL HIGH SCHOOL



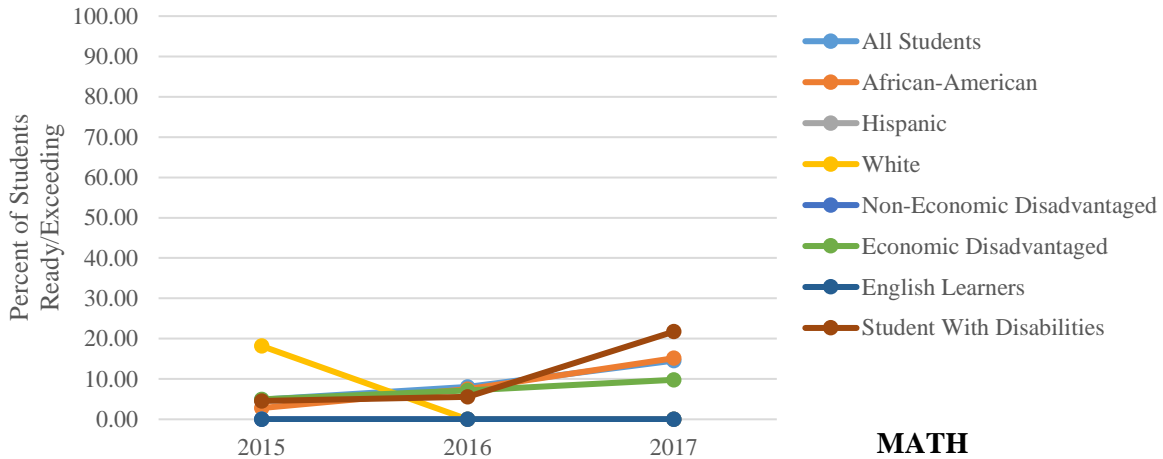
MATH

*If the number of students in a subgroup is less than 10, the percent of students will be 0

LEA: 5404032 MARVELL-ELAINE HIGH SCHOOL

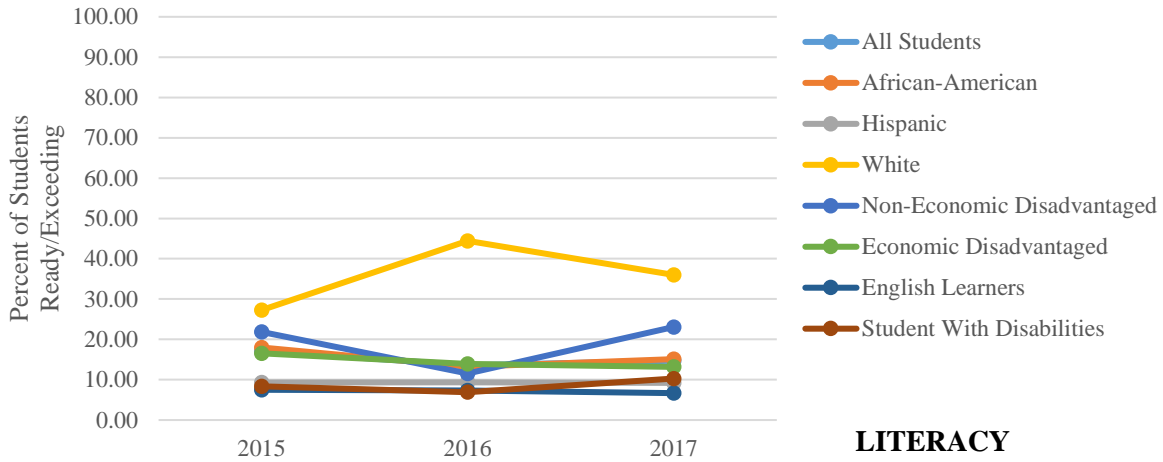


LEA: 5404032 MARVELL-ELAINE HIGH SCHOOL

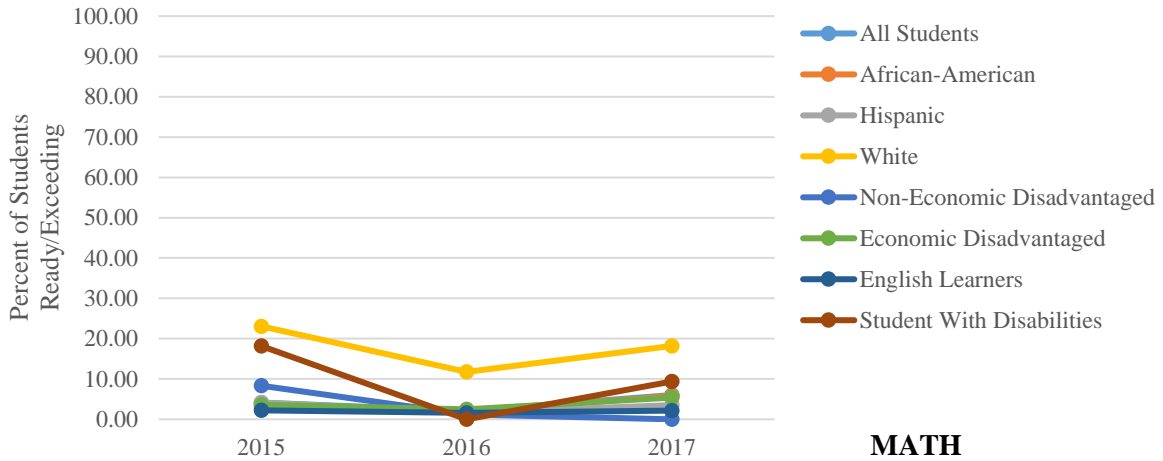


*If the number of students in a subgroup is less than 10, the percent of students will be 0

LEA: 6001002 HALL HIGH SCHOOL

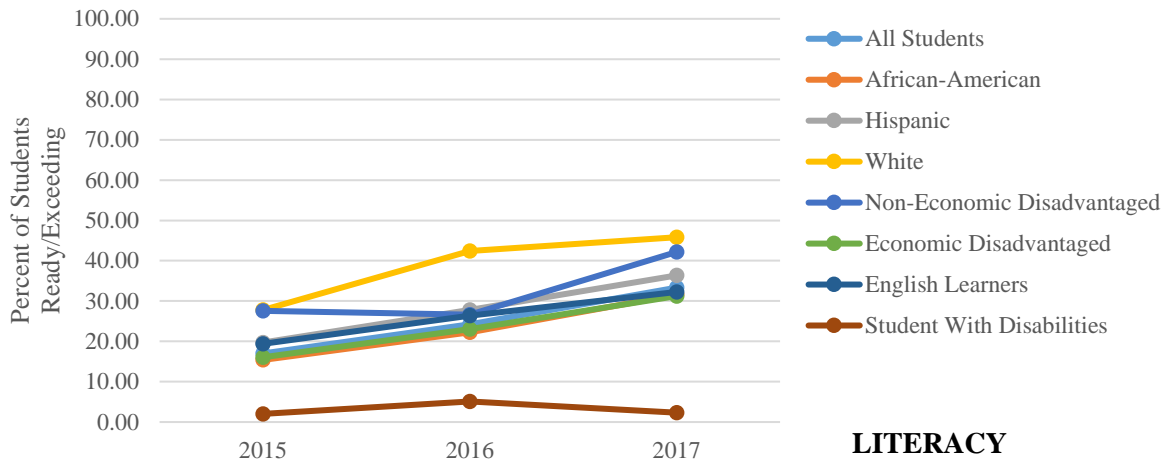


LEA: 6001002 HALL HIGH SCHOOL

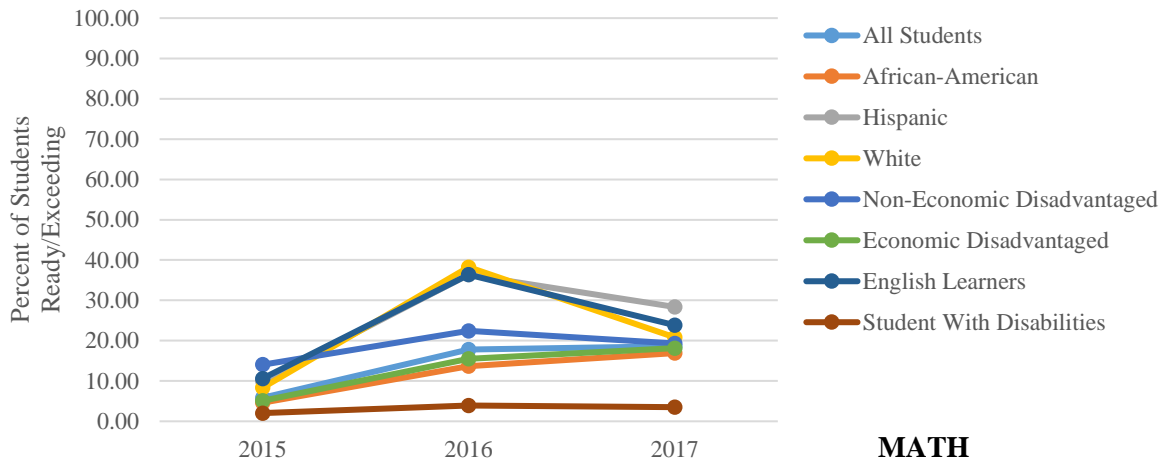


*If the number of students in a subgroup is less than 10, the percent of students will be 0

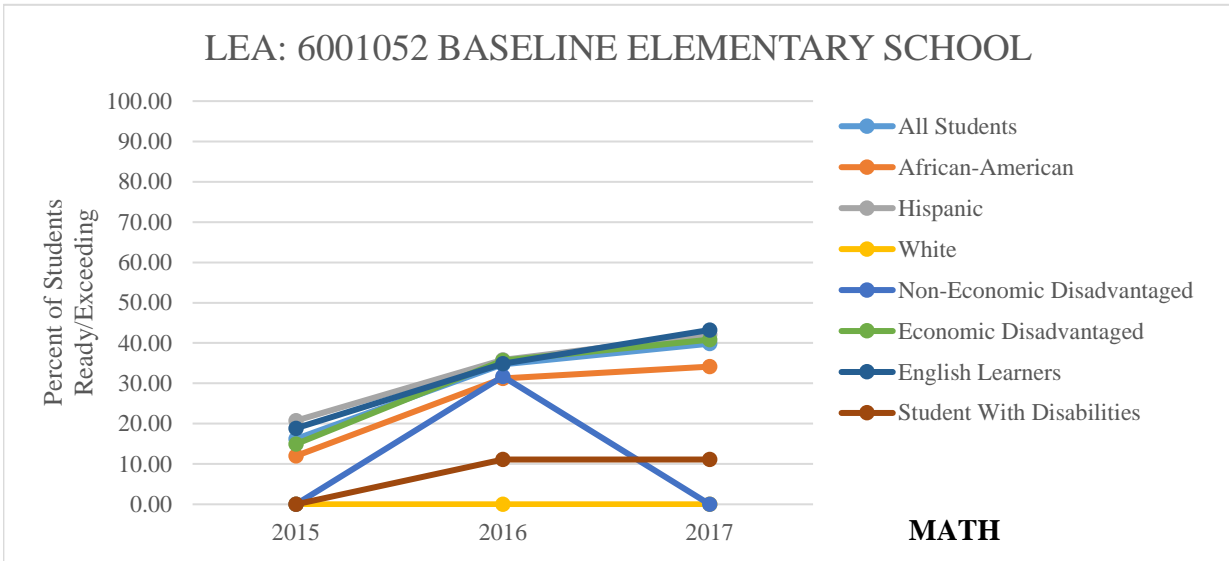
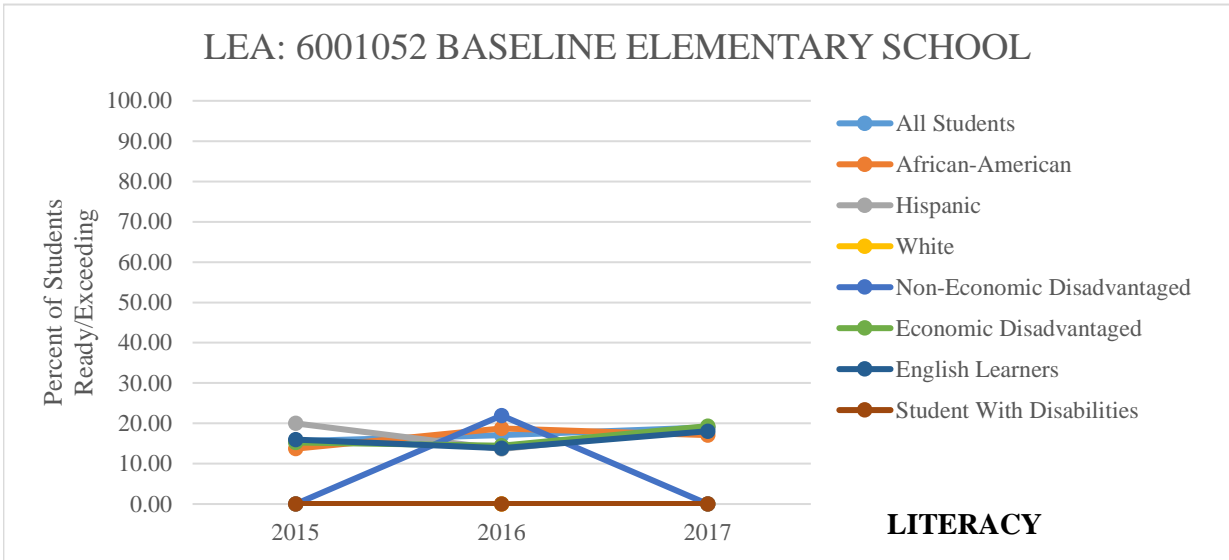
LEA: 6001013 HENDERSON MIDDLE SCHOOL



LEA: 6001013 HENDERSON MIDDLE SCHOOL

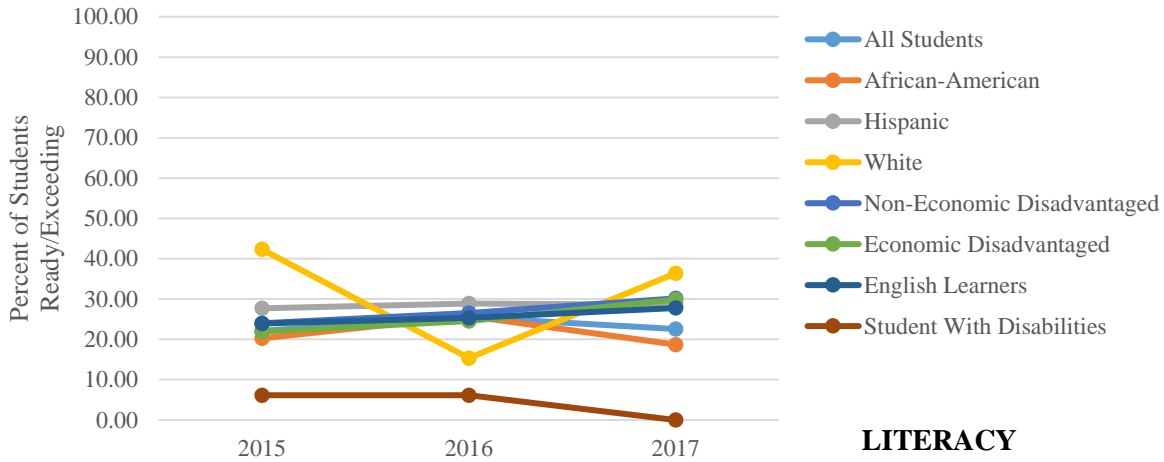


*If the number of students in a subgroup is less than 10, the percent of students will be 0

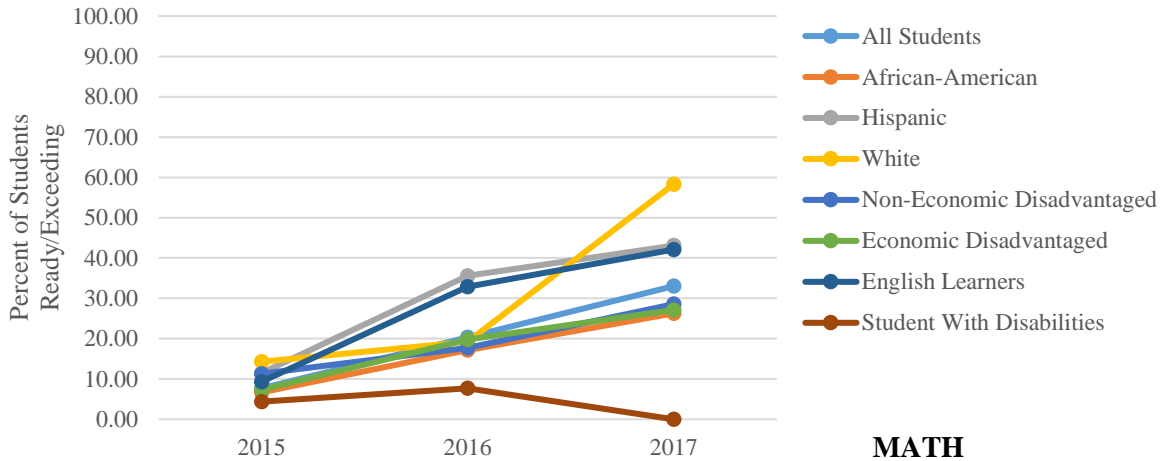


*If the number of students in a subgroup is less than 10, the percent of students will be 0

LEA: 6001062 MABELVALE MIDDLE SCHOOL

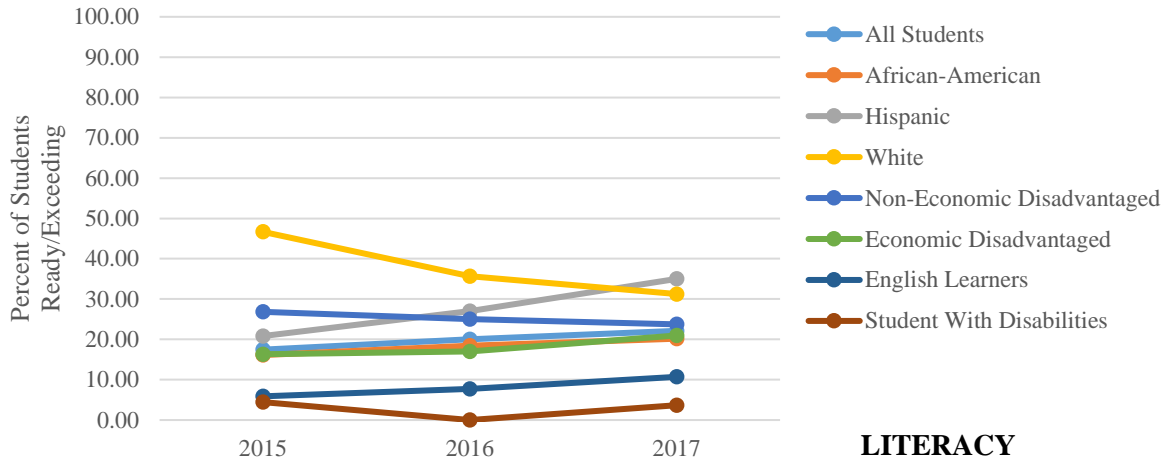


LEA: 6001062 MABELVALE MIDDLE SCHOOL

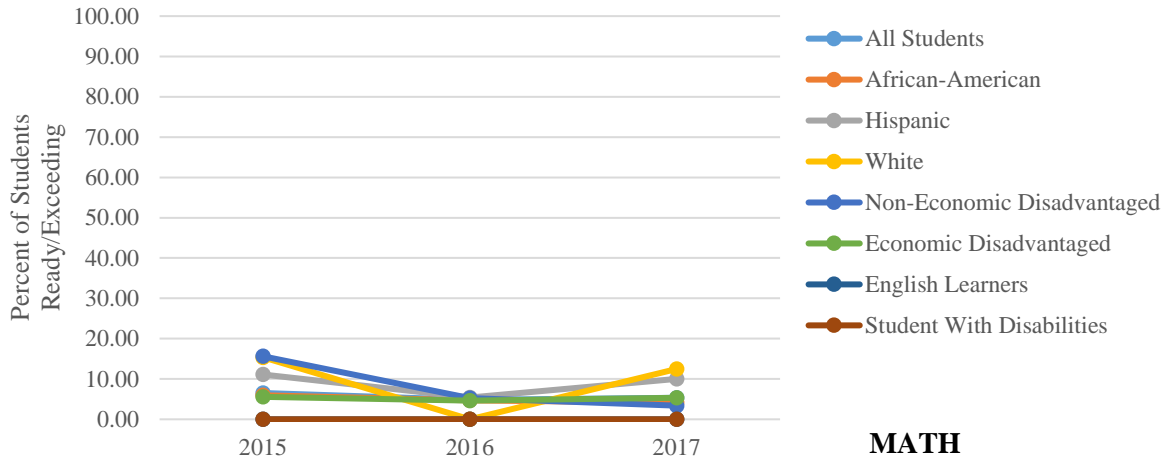


*If the number of students in a subgroup is less than 10, the percent of students will be 0

LEA: 6001063 J.A. FAIR HIGH SCHOOL

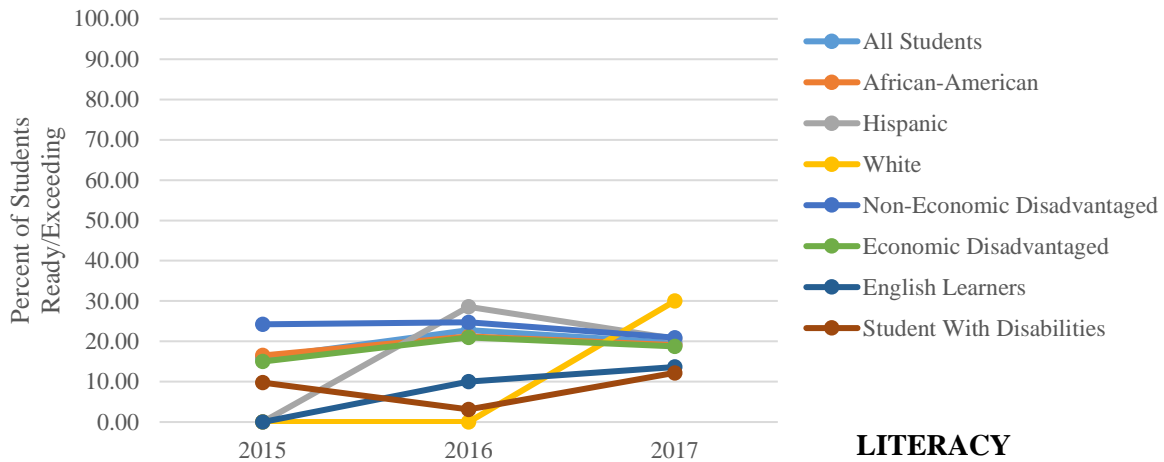


LEA: 6001063 J.A. FAIR HIGH SCHOOL

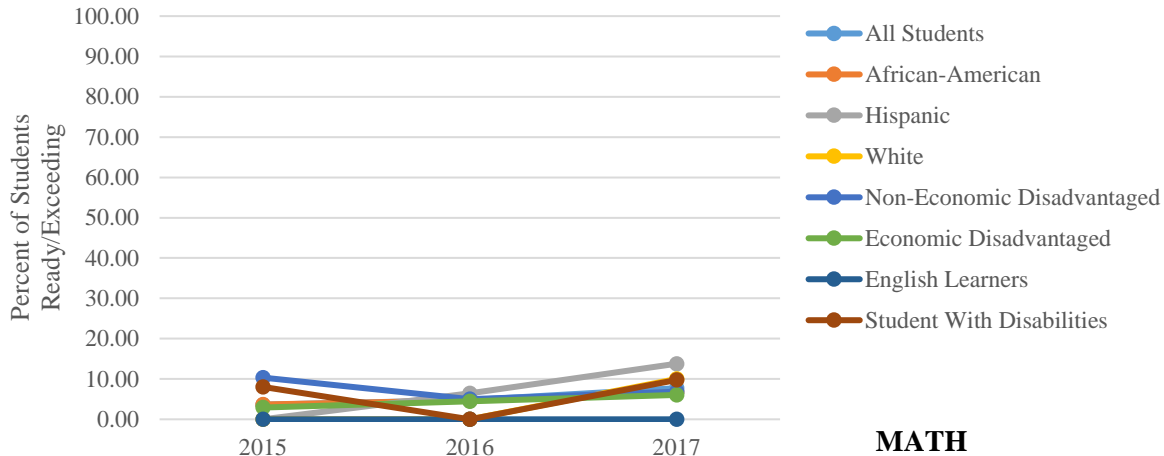


*If the number of students in a subgroup is less than 10, the percent of students will be 0

LEA: 6001064 MCCLELLAN MAGNET HIGH SCHOOL

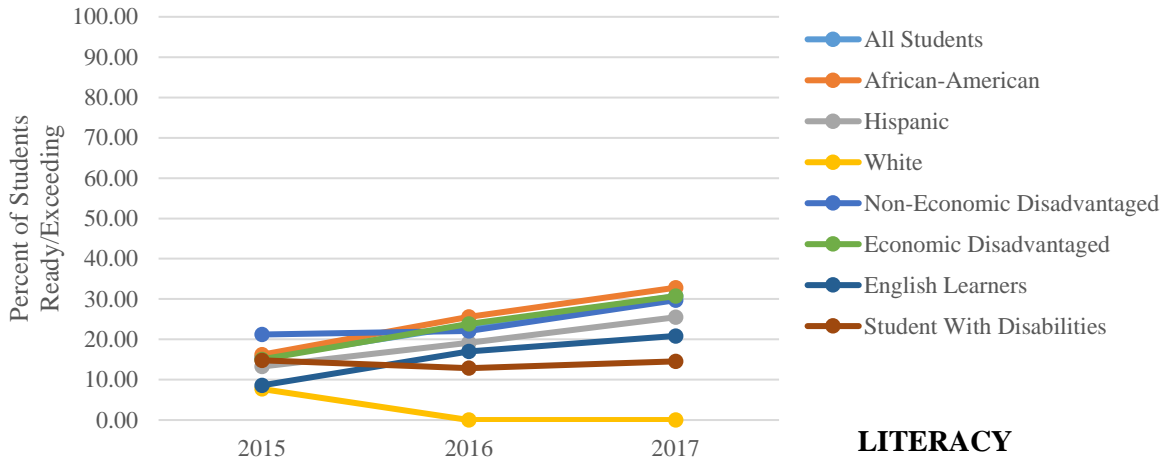


LEA: 6001064 MCCLELLAN MAGNET HIGH SCHOOL

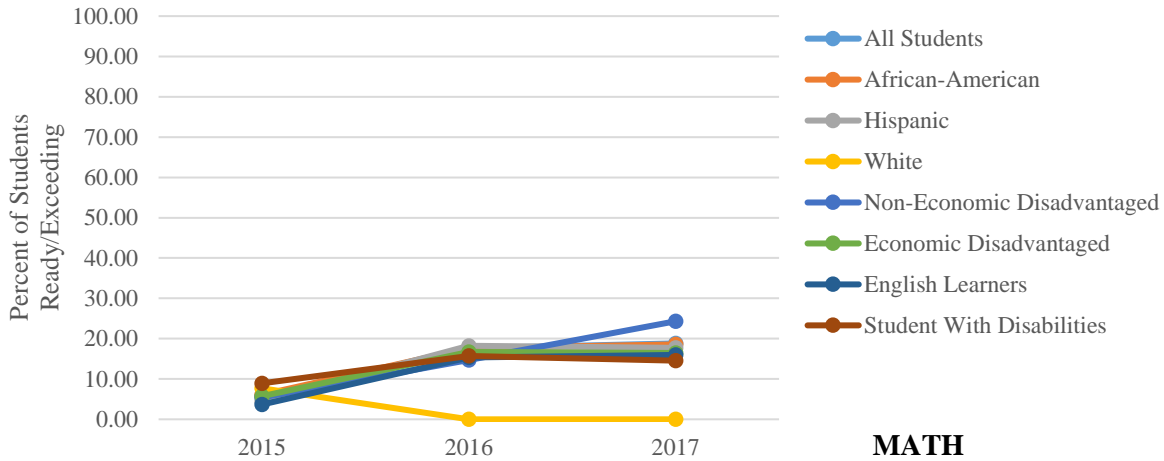


*If the number of students in a subgroup is less than 10, the percent of students will be 0

LEA: 6001077 CLOVERDALE MIDDLE SCHOOL

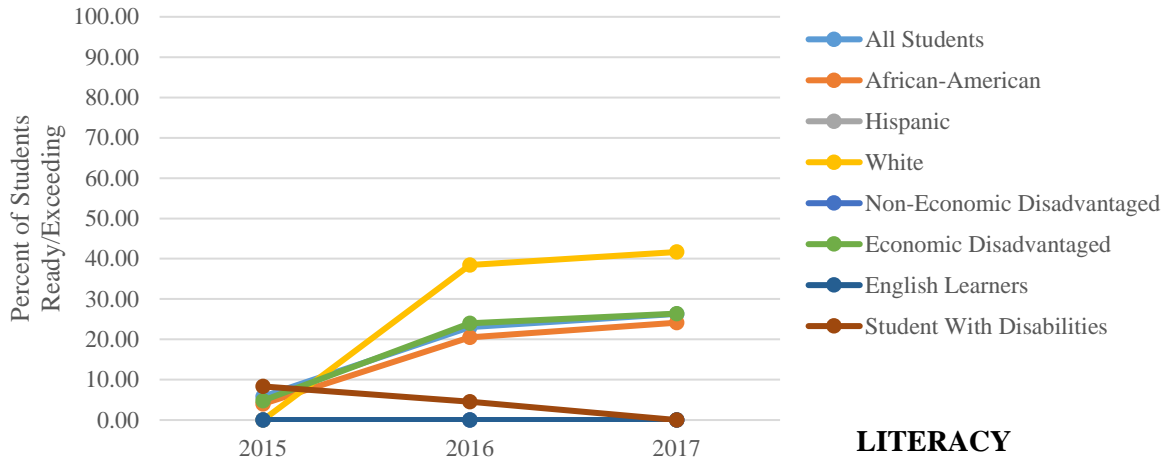


LEA: 6001077 CLOVERDALE MIDDLE SCHOOL

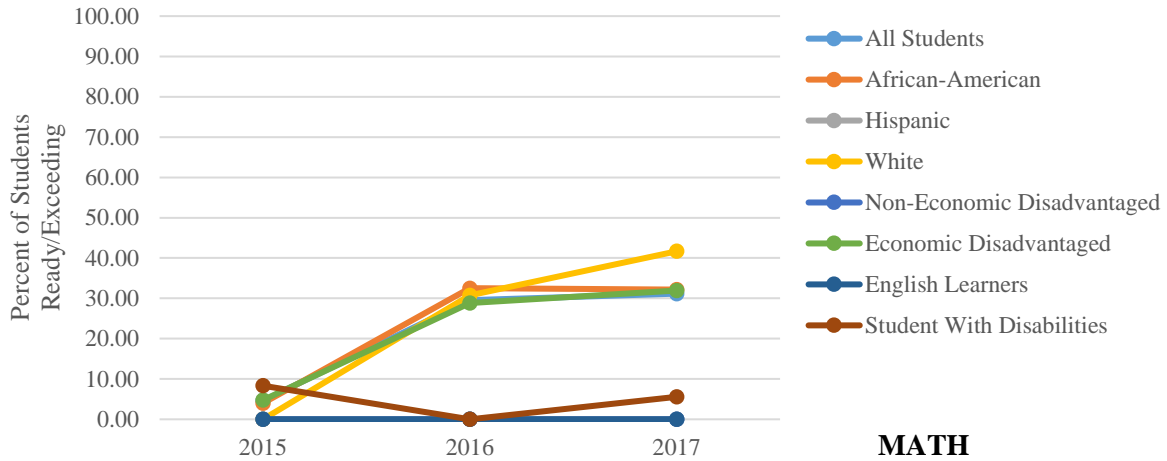


*If the number of students in a subgroup is less than 10, the percent of students will be 0

LEA: 6003102 HARRIS ELEMENTARY SCHOOL

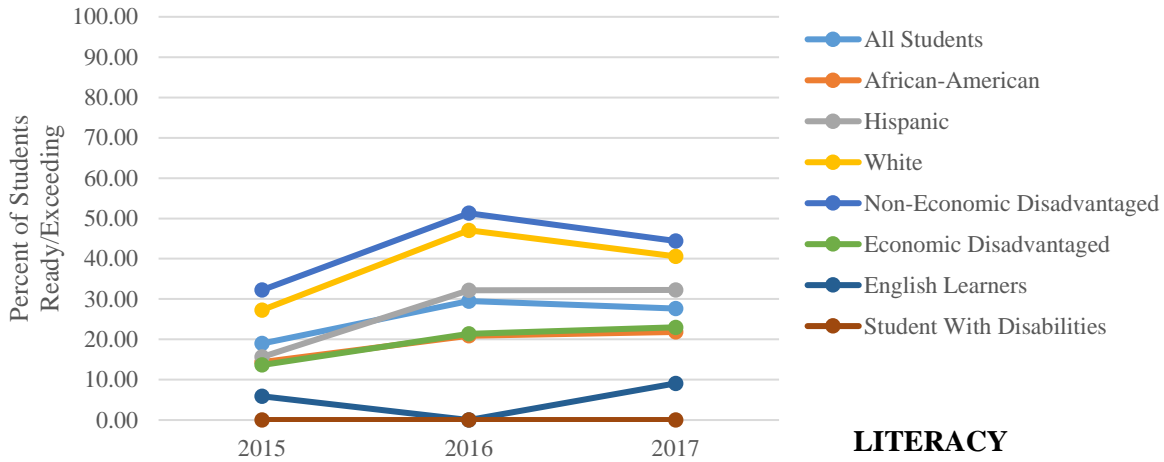


LEA: 6003102 HARRIS ELEMENTARY SCHOOL



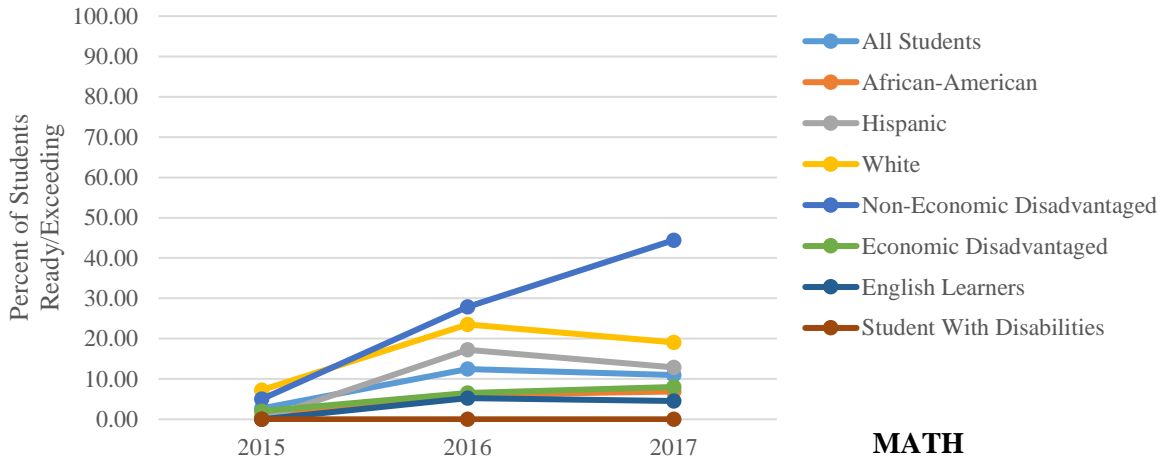
*If the number of students in a subgroup is less than 10, the percent of students will be 0

LEA: 6003125 WILBUR D. MILLS HIGH SCHOOL



LITERACY

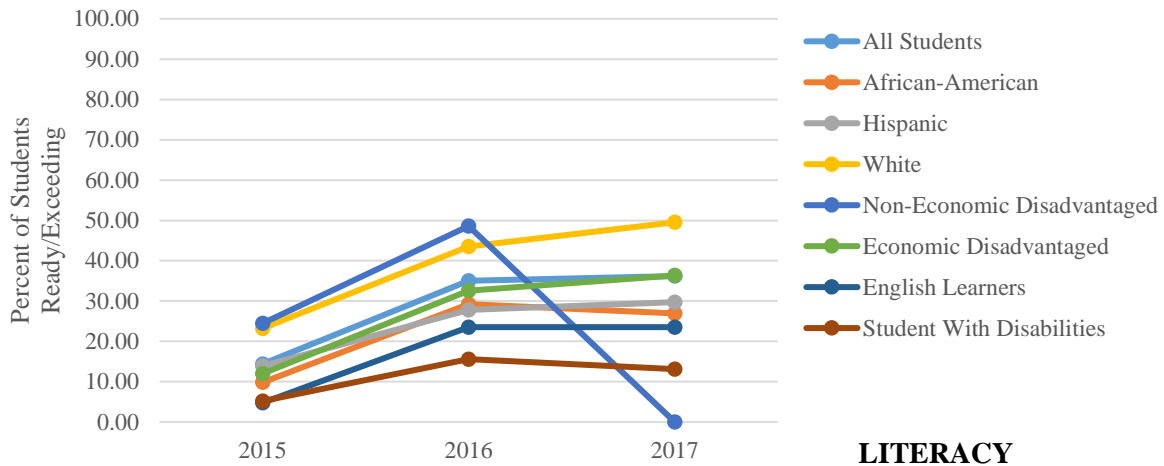
LEA: 6003125 WILBUR D. MILLS HIGH SCHOOL



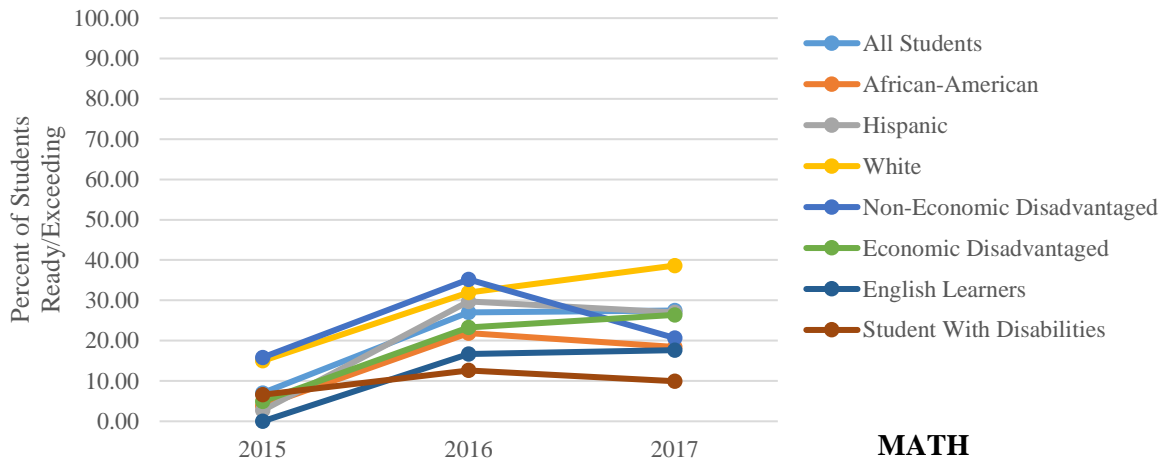
MATH

*If the number of students in a subgroup is less than 10, the percent of students will be 0

LEA: 6004008 JACKSONVILLE MIDDLE SCHOOL

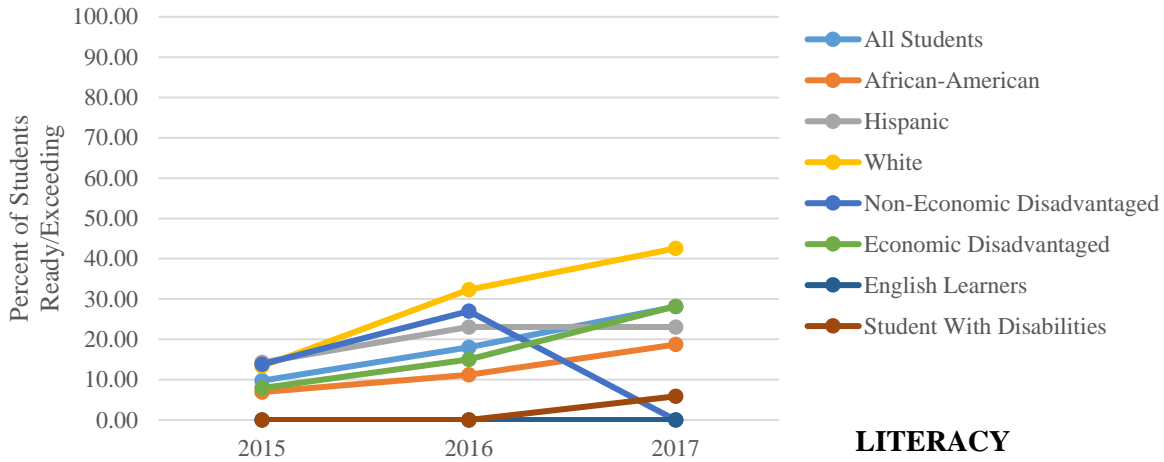


LEA: 6004008 JACKSONVILLE MIDDLE SCHOOL

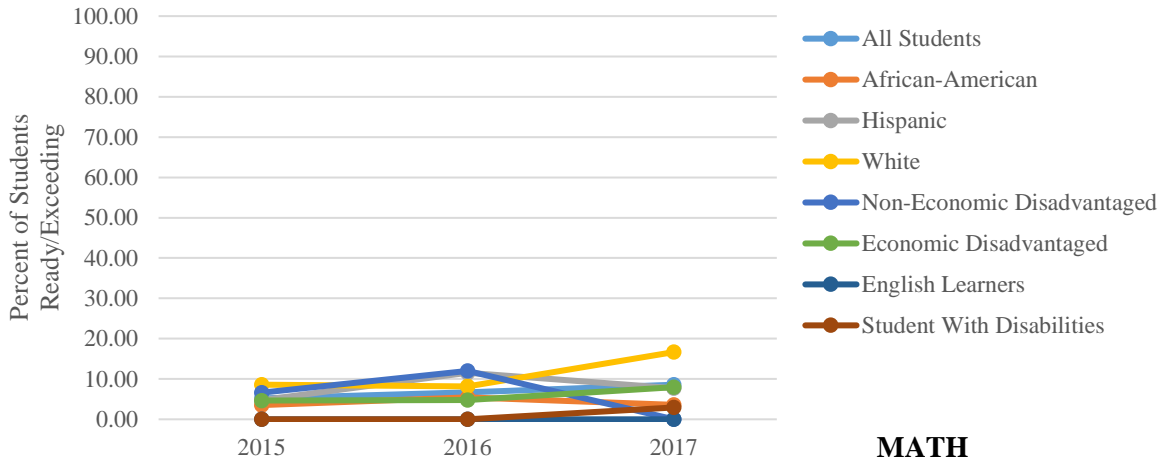


*If the number of students in a subgroup is less than 10, the percent of students will be 0

LEA: 6004009 JACKSONVILLE HIGH SCHOOL

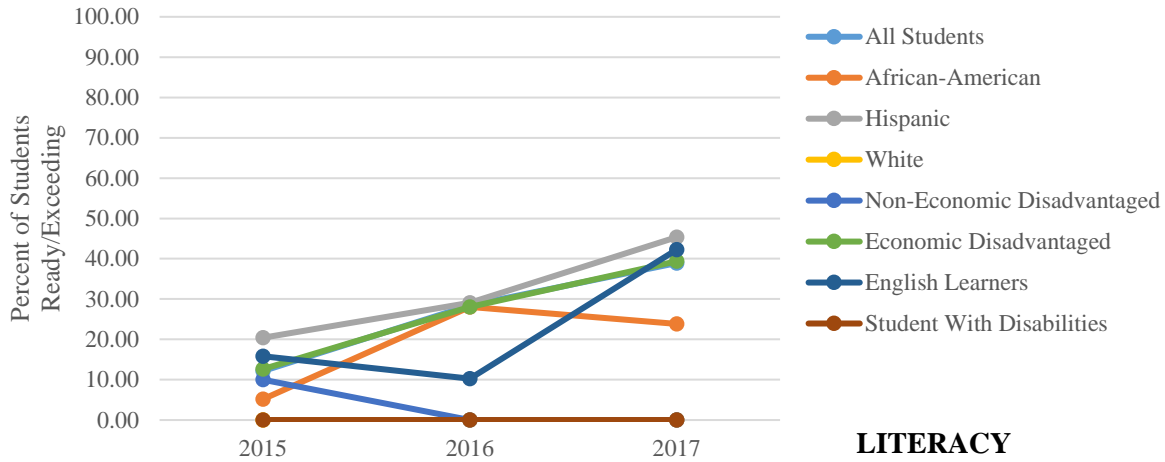


LEA: 6004009 JACKSONVILLE HIGH SCHOOL

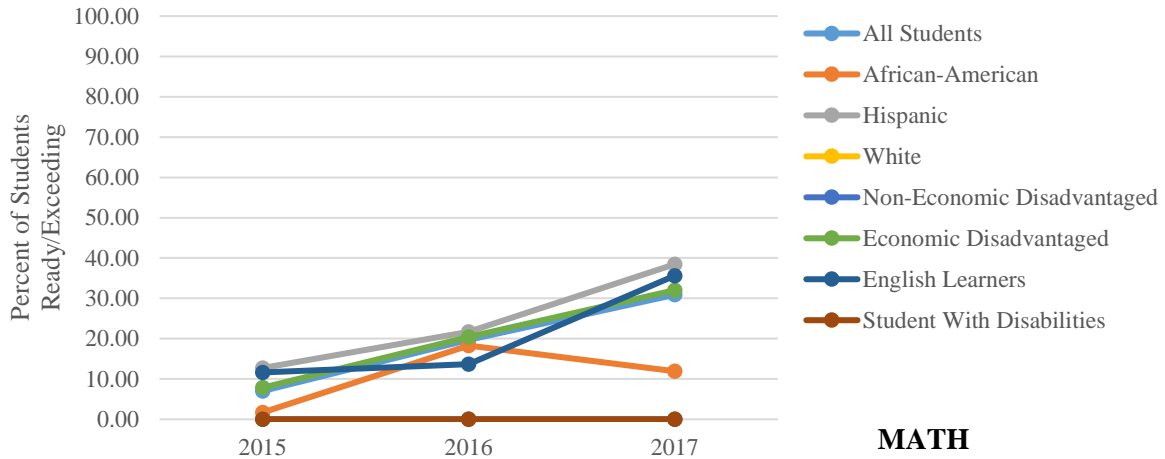


*If the number of students in a subgroup is less than 10, the percent of students will be 0

LEA: 6044702 COVENANT KEEPERS CHARTER

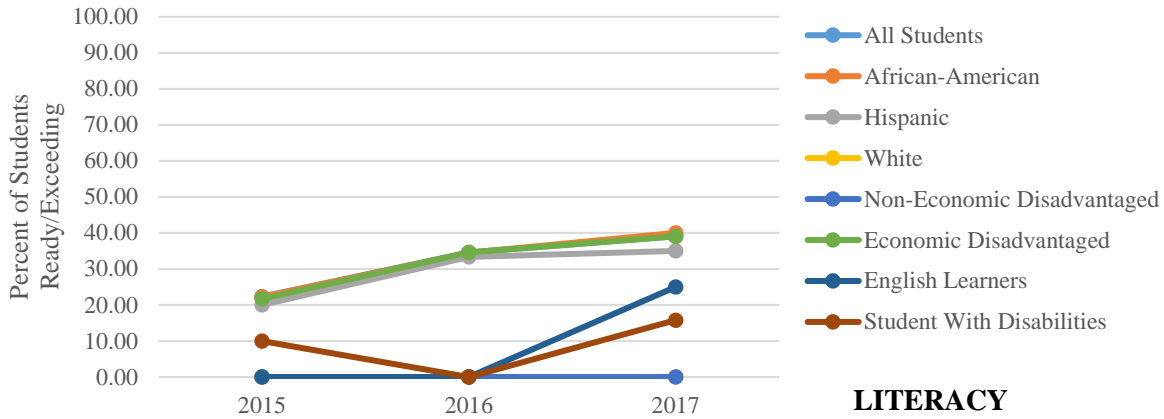


LEA: 6044702 COVENANT KEEPERS CHARTER

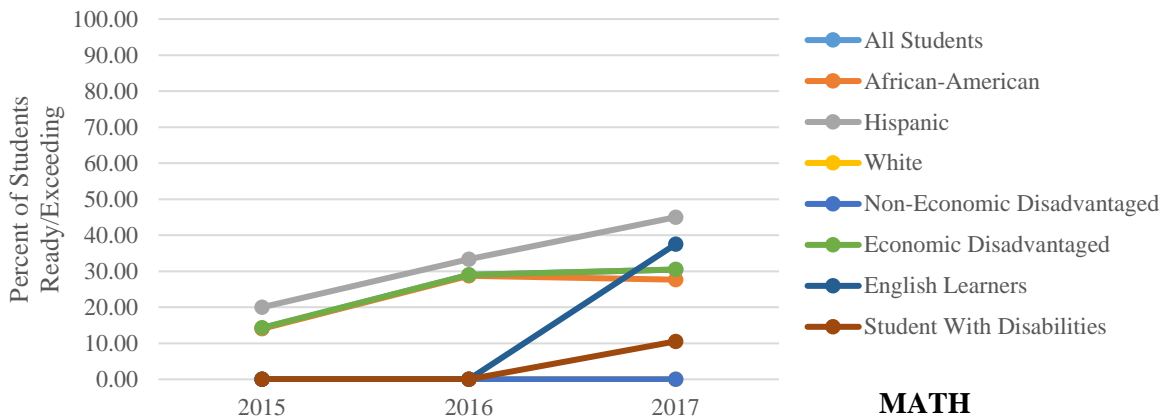


*If the number of students in a subgroup is less than 10, the percent of students will be 0

LEA: 6049702 LITTLE ROCK PREP
ACADEMY MIDDLE

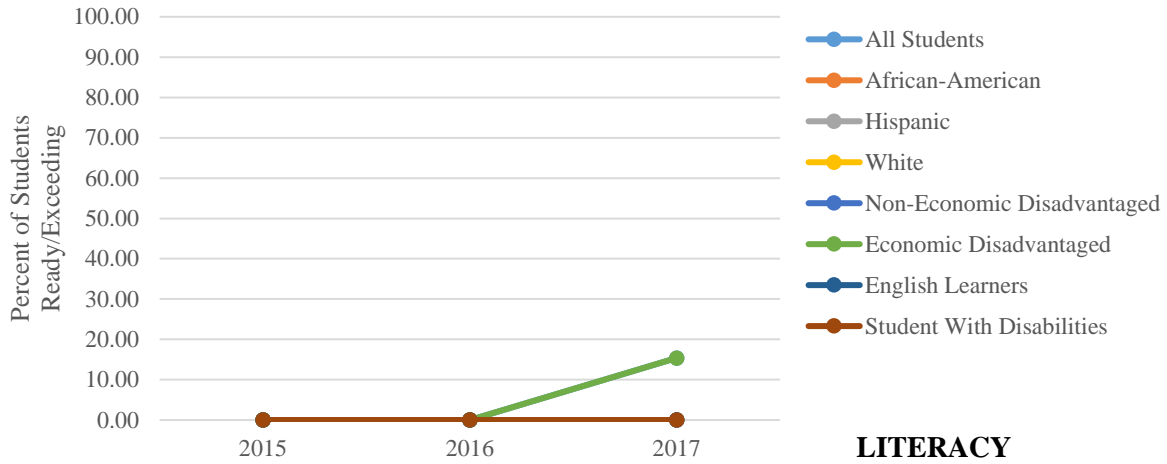


LEA: 6049702 LITTLE ROCK PREP
ACADEMY MIDDLE

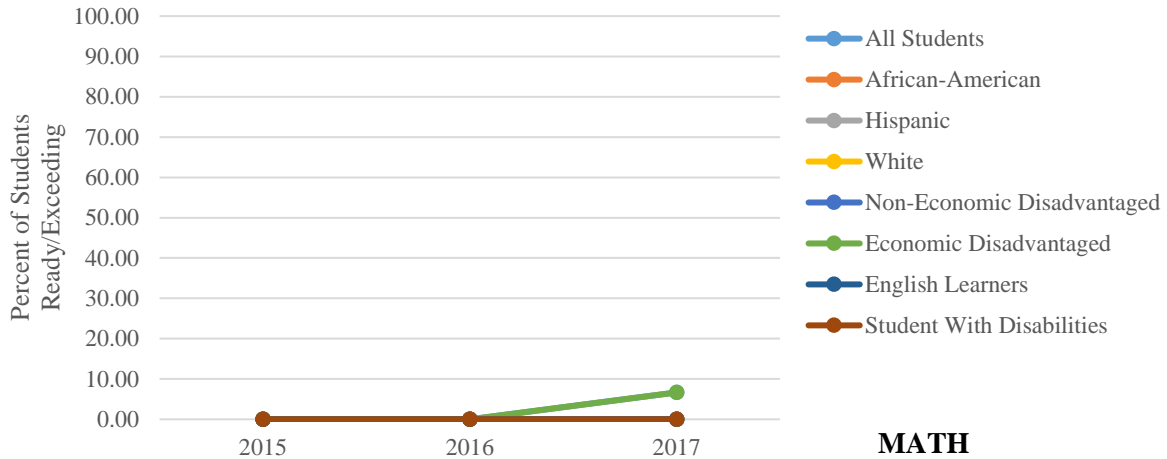


*If the number of students in a subgroup is less than 10, the percent of students will be 0

LEA: 6052703 SIATECH HIGH CHARTER

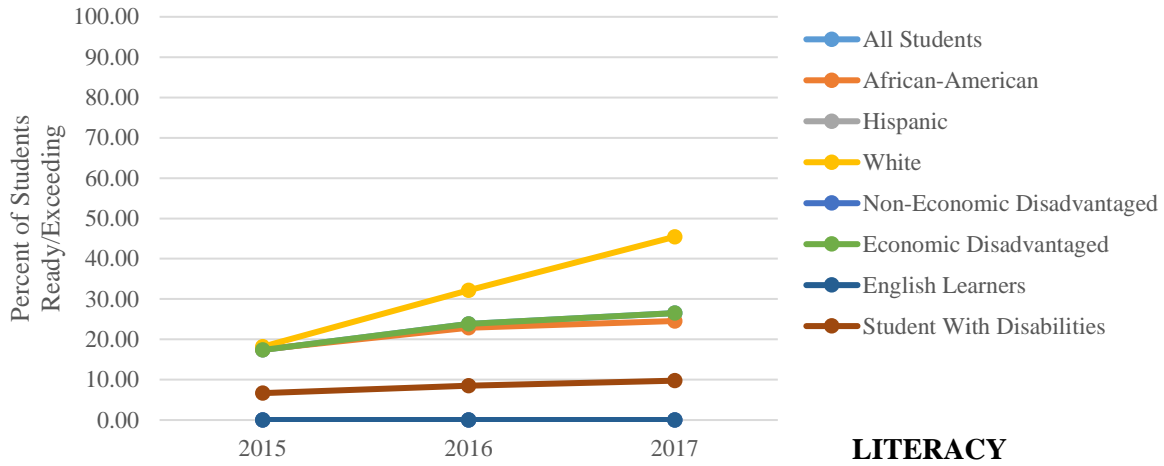


LEA: 6052703 SIATECH HIGH CHARTER

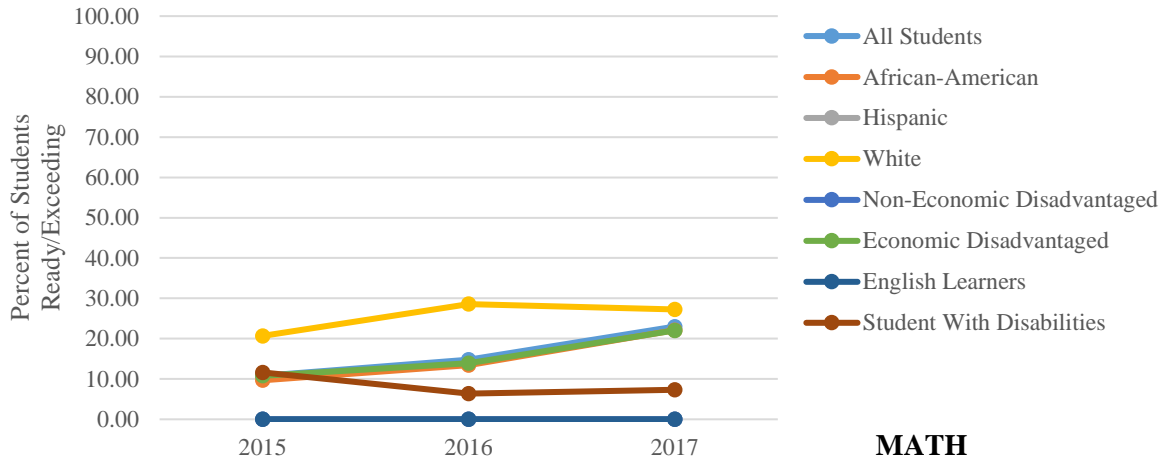


*If the number of students in a subgroup is less than 10, the percent of students will be 0

LEA: 6201010 FORREST CITY JR. HIGH

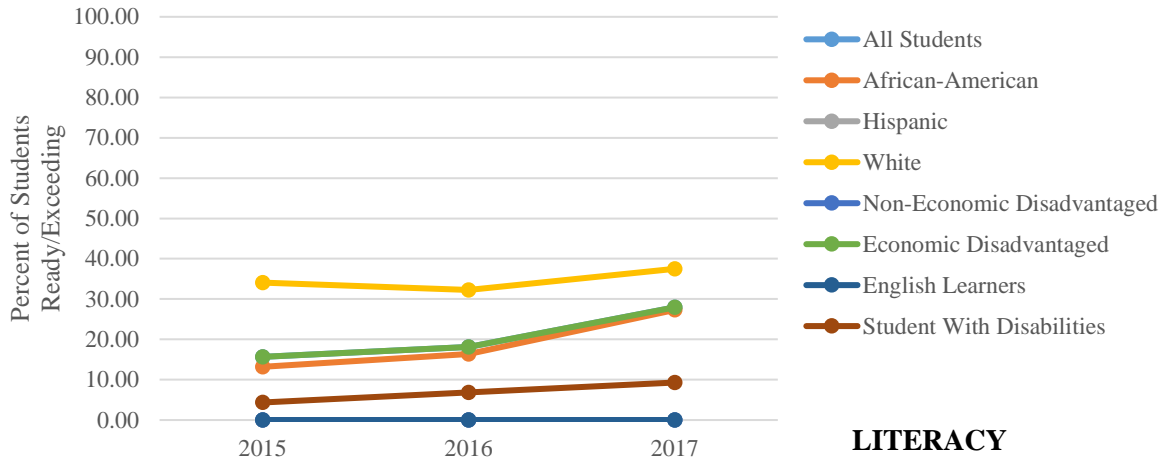


LEA: 6201010 FORREST CITY JR. HIGH



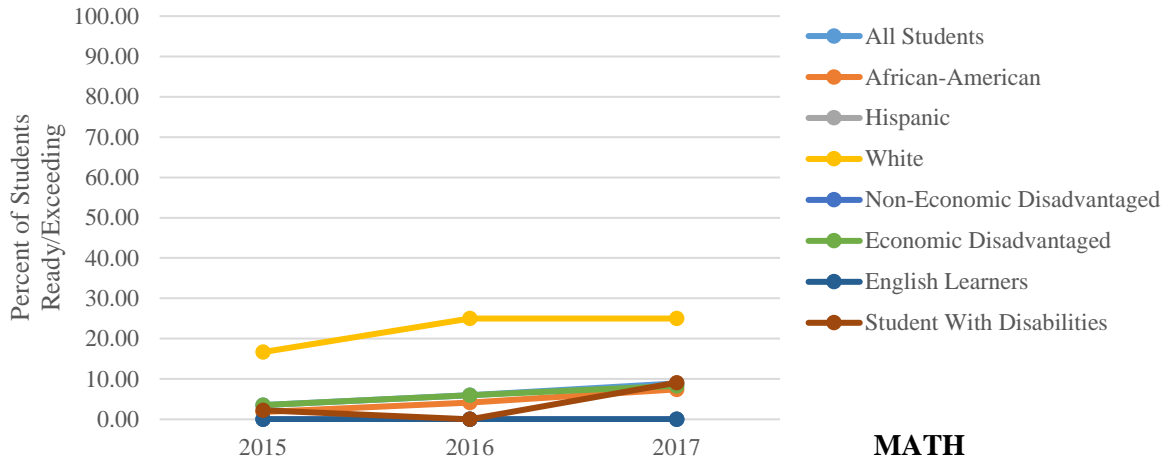
*If the number of students in a subgroup is less than 10, the percent of students will be 0

LEA: 6201011 FORREST CITY HIGH SCHOOL



LITERACY

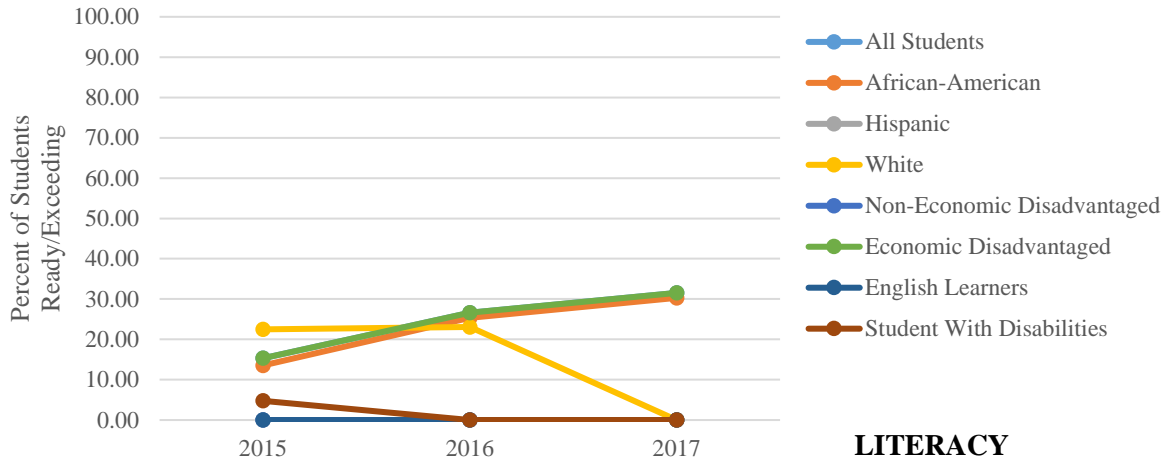
LEA: 6201011 FORREST CITY HIGH SCHOOL



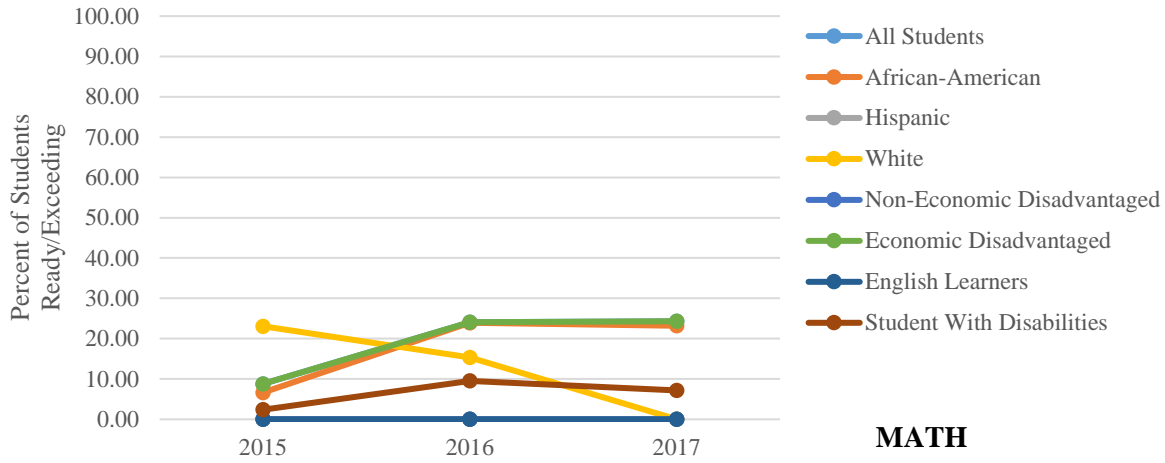
MATH

*If the number of students in a subgroup is less than 10, the percent of students will be 0

LEA: 6201702 LINCOLN ACADEMY

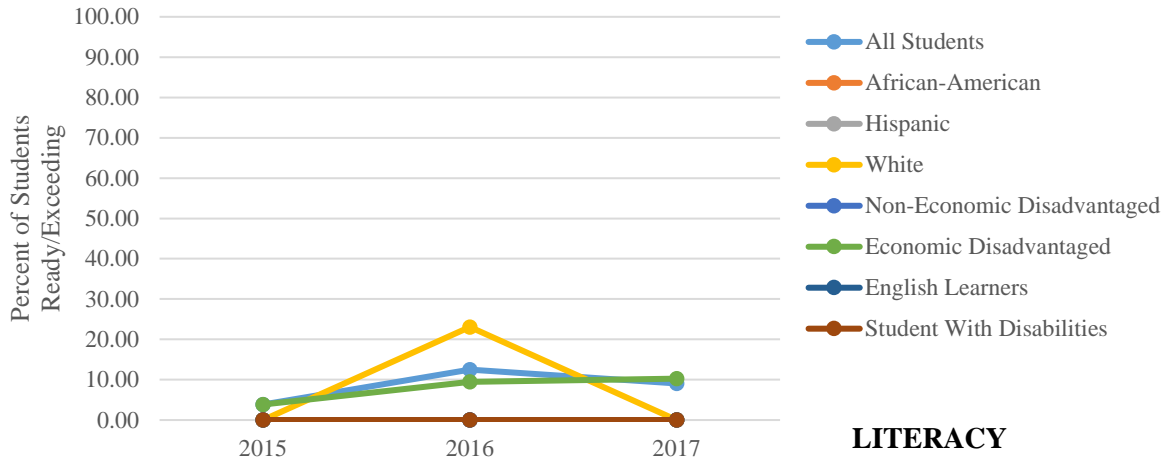


LEA: 6201702 LINCOLN ACADEMY

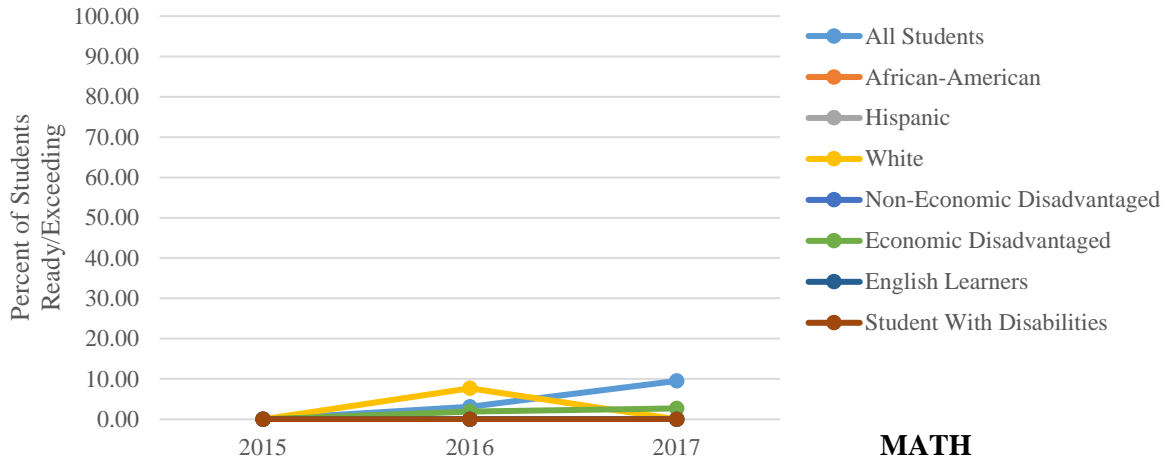


*If the number of students in a subgroup is less than 10, the percent of students will be 0

LEA: 6601005 BELLE POINT ALTERNATIVE CENTER

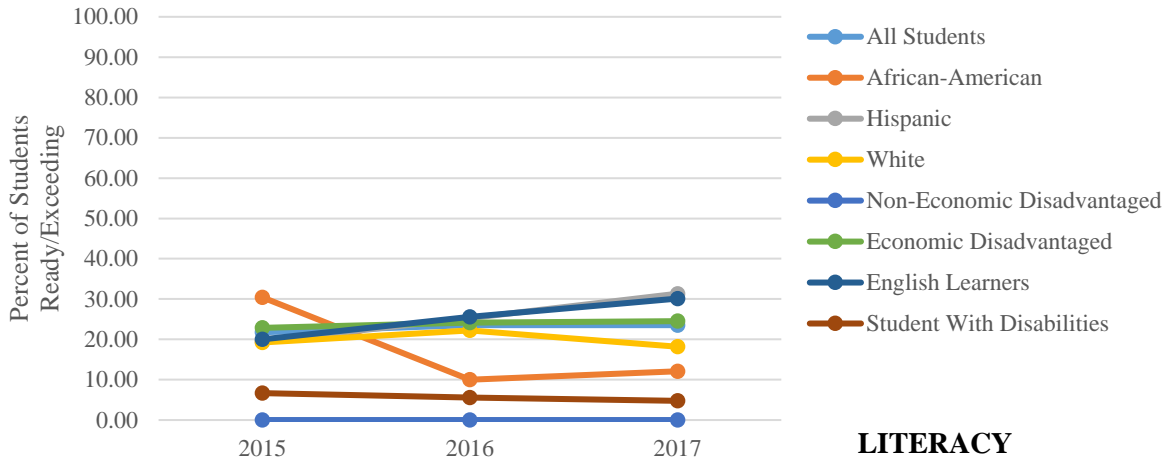


LEA: 6601005 BELLE POINT ALTERNATIVE CENTER

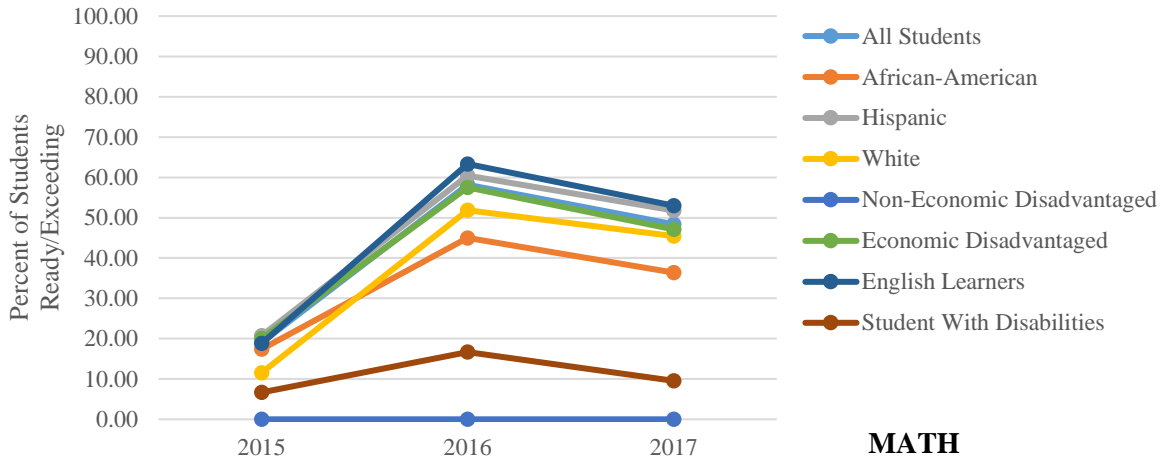


*If the number of students in a subgroup is less than 10, the percent of students will be 0

LEA: 6601019 TRUSTY ELEMENTARY SCHOOL

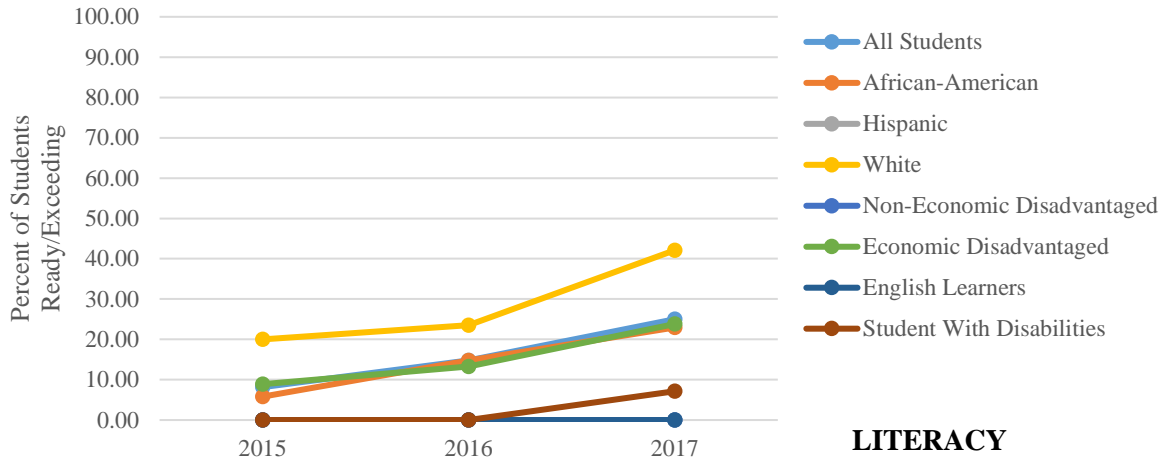


LEA: 6601019 TRUSTY ELEMENTARY SCHOOL

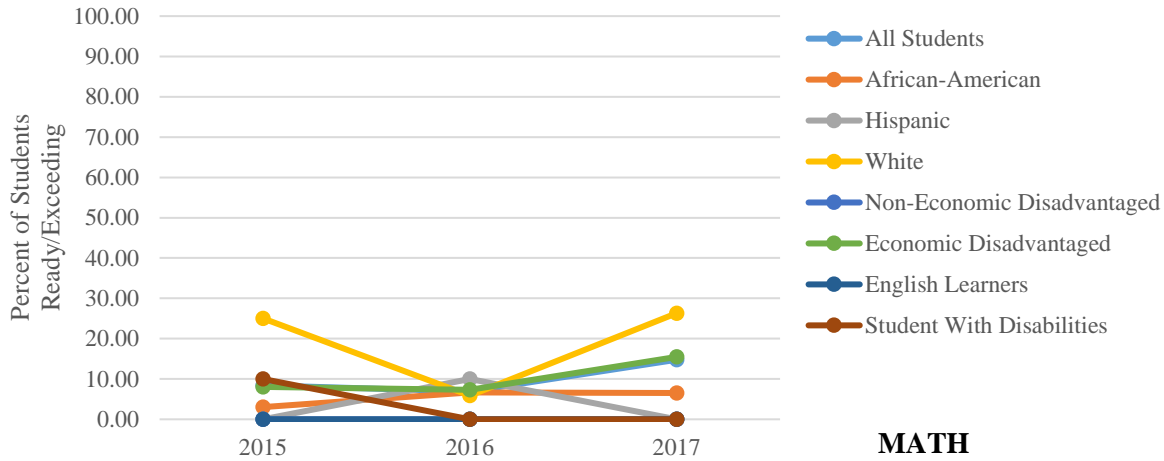


*If the number of students in a subgroup is less than 10, the percent of students will be 0

LEA: 7009049 STRONG HIGH SCHOOL

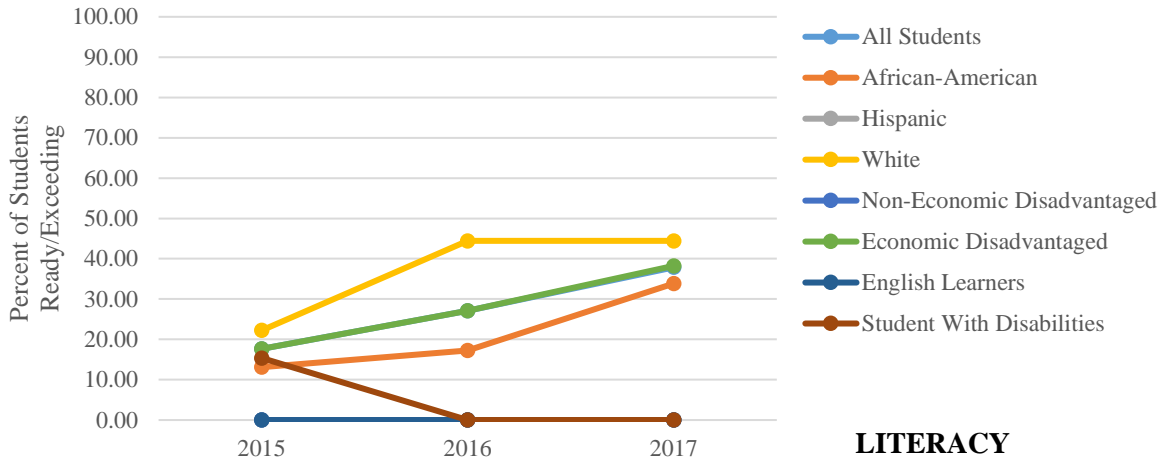


LEA: 7009049 STRONG HIGH SCHOOL

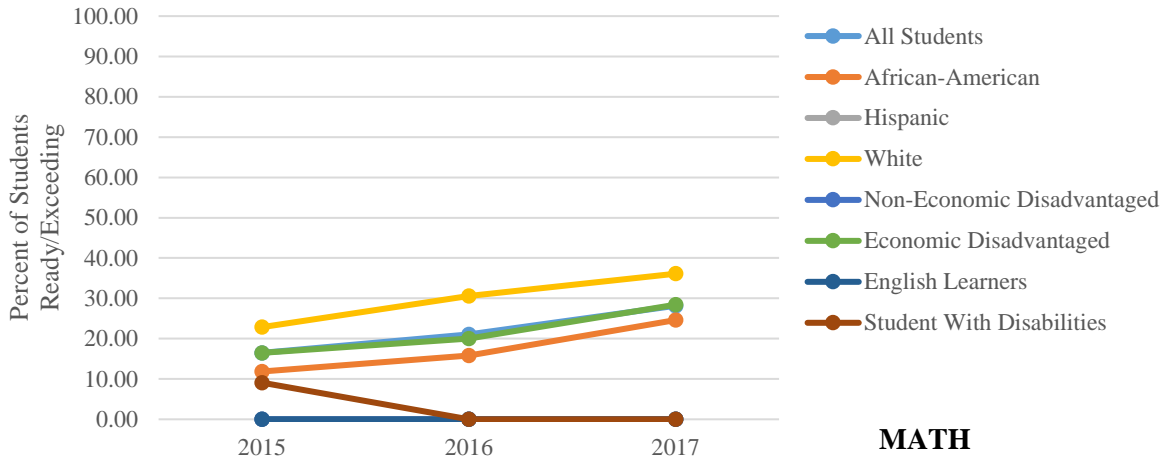


*If the number of students in a subgroup is less than 10, the percent of students will be 0

LEA: 7401003 AUGUSTA HIGH SCHOOL



LEA: 7401003 AUGUSTA HIGH SCHOOL



*If the number of students in a subgroup is less than 10, the percent of students will be 0

Closing the Achievement Gap Report
 Exhibit D- Expenditures by District for Each Underperforming School
 August 1, 2018

LEA	District	Salaries	Benefits	Purchase Service	Supplies	Capital Outlay	Student Meals	Transfer	Other	Total
901000	DERMOTT SCHOOL DISTRICT	\$328,318.57	\$98,847.59	\$57,091.12	\$16,338.33		\$10,733.44	\$44,069.33	\$1,381.32	\$556,779.70
1802000	EARLE SCHOOL DISTRICT **									**
1803000	WEST MEMPHIS SCHOOL DISTRICT	\$2,797,815.36	\$685,036.54	\$106,056.43	\$114,368.31			\$875,780.17	\$25,027.95	\$4,604,084.76
3502000	DOLLARWAY SCHOOL DISTRICT	\$691,096.07	\$149,345.54	\$161,037.59	\$200,063.03			\$167,371.00		\$1,368,913.23
3505000	PINE BLUFF SCHOOL DISTRICT	\$1,658,055.77	\$452,356.57	\$396,389.45	\$410,985.25	\$234,524.62		\$758,262.10	\$62,576.04	\$3,973,149.80
3509000	WATSON CHAPEL SCHOOL DISTRICT	\$720,094.49	\$195,047.51	\$541,116.22	\$24,418.58	\$418,965.68		\$167,550.71	\$29,790.69	\$2,096,983.88
3541700	PINE BLUFF LIGHTHOUSE ACADEMY	\$206,403.26	\$52,778.47	\$116,124.26	\$84,114.07		\$3,272.99		\$78,378.69	\$541,071.74
3904000	LEE COUNTY SCHOOL DISTRICT	\$443,599.84	\$151,029.12	\$60,945.31	\$10,744.00			\$391,937.30	\$1,630.14	\$1,059,885.71
4605000	TEXARKANA SCHOOL DISTRICT	\$254,442.75	\$291,787.31	\$126,266.59	\$605.71				\$281,120.23	\$954,222.59
4702000	BLYTHEVILLE SCHOOL DISTRICT	\$1,184,005.66	\$285,612.14	\$59,050.58	\$52,462.23	\$5,613.14			\$108,050.56	\$1,694,794.31
4713000	OSCEOLA SCHOOL DISTRICT	\$912,467.51	\$288,163.44	\$539,878.48	\$108,341.14	\$2,255.00	\$81,456.28	\$77,429.40	\$98,894.96	\$2,108,886.21
5403000	HELENA/W. HELENA SCHOOL DISTRICT	\$1,253,808.76	\$318,383.47	\$175,210.00	\$26,072.34	\$49,911.08		\$193,547.61	\$134,943.11	\$2,151,876.37
5404000	MARVELL-ELAINE SCHOOL DISTRICT	\$350,656.37	\$865,195.94	\$9,500.00	\$5,962.35			\$159,844.52	\$1,600.00	\$1,392,759.18
6001000	LITTLE ROCK SCHOOL DISTRICT	\$7,995,900.74	\$2,871,789.08	\$2,262,414.71	\$31,291.16	\$547,019.98	\$1,233,323.78	\$622,824.13	\$42,326.93	\$15,606,890.51
6003000	PULASKI CO. SPEC. SCHOOL DISTRICT	\$1,212,183.20	\$320,575.20	\$735,711.15	\$118,768.00	\$1,249,025.94		\$576,930.02	\$37,677.79	\$4,250,871.30
6004000	JACKSONVILLE NORTH PULASKI SCH DIST	\$1,339,335.38	\$330,115.71	\$490,684.66	\$84,936.85	\$166,265.55		\$123,215.47	\$53,511.78	\$2,588,065.40
6044700	COVENANT KEEPERS CHARTER SCHOOL	\$82,945.92	\$20,530.29	\$11,625.00	\$11,924.26				\$122,713.76	\$249,739.23
6049700	LITTLE ROCK PREPARATORY ACADEMY	\$164,727.06	\$51,024.37	\$4,437.55			\$61,927.86	\$3,503.93	\$2,053.75	\$287,674.52
6052700	SIATECH LITTLE ROCK CHARTER	\$29,368.72	\$6,322.47					\$46,252.00	\$2,035.81	\$83,979.00
6201000	FORREST CITY SCHOOL DISTRICT	\$882,759.83	\$234,023.36	\$152,541.25	\$21,233.60	\$26,604.07		\$76,195.32	\$67,773.65	\$1,461,131.08
6601000	FORT SMITH SCHOOL DISTRICT	\$3,935,986.35	\$1,442,383.59	\$687,391.90	\$324,129.97	\$143,866.24	\$19,727.70	\$3,021,609.71	\$1,710,437.35	\$11,285,532.81
7009000	STRONG-HUTTIG SCHOOL DISTRICT	\$109,479.26	\$26,864.86	\$26,184.89				\$76,195.32	\$231,210.13	\$469,934.46
7401000	AUGUSTA SCHOOL DISTRICT	\$215,495.08	\$76,669.65		\$29,270.00			\$46,252.00		\$367,686.73

** NSL Expenditures for 2016-2017 were unallowable and are not included in this report