

JDAI 2015

JDAI's Core Objectives

- ▶ Decrease the number of youth unnecessarily or inappropriately detained without jeopardizing public safety;
- ▶ Reduce the number of youth who fail to appear in court or re-offend pending adjudication;
- ▶ Redirect public funds towards effective juvenile justice processes and public safety strategies;
- ▶ Reduce racial and ethnic disparities in the juvenile justice system; and
- ▶ Improve the juvenile justice system overall.

JDAI's 8 Core Strategies



Collaboration

- ▶ Because the juvenile justice system involves the interaction of multiple systems, improvements require that all of those systems work together: to guide the reform process; to analyze problems and recommend solutions; to design changes to policies, practices and programs; and to monitor impact. This requires a commitment to joint planning, shared responsibility, and mutual accountability.
- ▶ For these reasons, all JDAI sites begin their work by creating a collaborative steering committee and governance structure that includes system and community representatives who have the authority to make decisions on behalf of their agencies or groups. To ensure continued momentum and accountability, the collaborative should be chaired or co-chaired by influential leaders committed to quality pretrial justice for juveniles. JDAI collaborative should be formally empowered to address detention reform, including racial and ethnic disparities. This may happen through a formal county resolution establishing the collaborative or through a memorandum of understanding signed by the collaborative's key members.

Data Driven Decisions

JDAI depends upon objective data analysis to inform the development and oversight of policy, practice and programs. Data on detention population, utilization and operations is collected to provide a portrait of who is being detained and why, and to monitor the impacts of policies and practices. As a results-based initiative, JDAI establishes and tracks performance measures. All data is disaggregated by race/ethnicity and gender to monitor disparities in the system.

Objective Admissions

Detention admissions policies and practices must distinguish between the youth who are likely to flee or commit new crimes and those who are not. JDAI sites develop detention Risk Assessment Instruments to objectively screen youth to determine which youth can be safely supervised in the community. Absent an objective approach, high-risk offenders may be released and low-risk offenders detained.

Alternatives to Detention

New or enhanced non-secure alternatives to detention programs increase the options available for arrested youth by providing supervision, structure and accountability. Detention alternative programs target only those youth who would otherwise be detained, and typically include: electronic monitoring, house arrest, community monitoring, day or evening reporting centers, and shelter beds for youth who cannot return home. The most effective juvenile justice systems have a program continuum that both responds to the legal status of youth and ensures that they can also be safely supervised in the community. Pre-adjudicated youth, programming should be linked to their level of risk of Failure-to-Appear or re-arrest; post-adjudication programming should be linked to the dispositional purposes the court seeks to accomplish (i.e., sanctions or rehabilitative goals). Programs should also be able to respond to compliance failures by increasing contact and case management activities instead of automatically terminating participation for noncompliance. Whether pre-adjudication or post-adjudication, ATDs should be grounded in an understanding of adolescent development and behavior, and program activities should reflect youths' needs, cultures and traditions.

Expedited Case Processing

Modifications of juvenile court procedures accelerate the movement of delinquency cases, streamline case processing and reduce unnecessary delay. Case processing reforms are introduced to expedite the flow of cases through the system. These changes reduce length of stay in custody, expand the availability of non-secure program slots and ensure that interventions with youth are timely and appropriate.

Special Detention Cases

"Special detention cases" are those cases that commonly represent large percentages of inappropriate or unnecessary stays in detention. Data analysis typically directs jurisdictions to focus on those youth detained on warrants, for probation violations, or pending dispositional placement. Addressing these cases can have immediate and significant impact on safely reducing detention populations.

Reducing Racial and Ethnic Disparities

Reducing racial disparities requires specific strategies aimed at eliminating bias and ensuring a level playing field for youth of color. Racial/ethnic disparities are the most stubborn aspect of detention reform. Real lasting change in this arena requires committed leadership, on-going policy analysis and targeted policies and programming.

Conditions of Confinement

Since its inception, JDAI has emphasized the importance of maintaining safe and humane conditions of confinement in juvenile detention facilities. The JDAI juvenile detention facility standards, originally published in 2004 and revised in 2014, represent the most comprehensive and demanding set of publicly available standards for juvenile detention facilities. Officials in JDAI sites have used these standards and JDAI facility assessment process to improve policies and practices and ensure that their facilities reflect evolving standards of practice in the field.

History of Benton County Juvenile Detention Alternatives Initiative 2013

- ▶ Juvenile Justice and JDAI staff met to discuss the possibility of implementing JDAI
- ▶ Juvenile Justice Staff attended informational meetings on JDAI
- ▶ Juvenile Justice Staff completed 250 questionnaires on randomly selected juveniles who were detained in 2012
- ▶ JDAI staff interviewed officials from schools, law enforcement, non-profit agencies, attorneys, parents of juveniles involved in system, Probation staff, Judge, and detention staff
- ▶ JDAI conducted a Juvenile Detention Alternatives Initiative Detention Utilization Study and Benton County System Assessment

- ▶ Kick Off Meeting held in October consisting of Juvenile Justice staff, law enforcement, non-profit agencies, attorneys, Division of Human Services and parents
- ▶ Set up Governing Board
- ▶ Governing Board determined the purpose of secured detention
- ▶ Created a JDAI Work Plan
- ▶ Set up Sub-Committees
- ▶ Juvenile Justice Staff attended JDAI Conference

2014

- ▶ Juvenile Justice staff and Governing Board members attended trainings sponsored by JDAI
- ▶ Juvenile Justice staff and Governing Board visited JDAI model sites in Oregon and California
- ▶ Development of a Risk Assessment Instrument (RAI) to indicate the risk level of the juvenile for detention purposes
- ▶ Validation of Risk Assessment
- ▶ Reduced the number of youth detained for probation violations
- ▶ Conducted a “gap analysis” to determine additional needed ATD capacity in the county
- ▶ Utilization of the Youth Level of Services Assessment to determine risk levels and needs
- ▶ Juvenile Justice and JDAI staff worked together on data collection
- ▶ Continued Governing Board Meetings
- ▶ Juvenile Justice Staff attended JDAI Conference

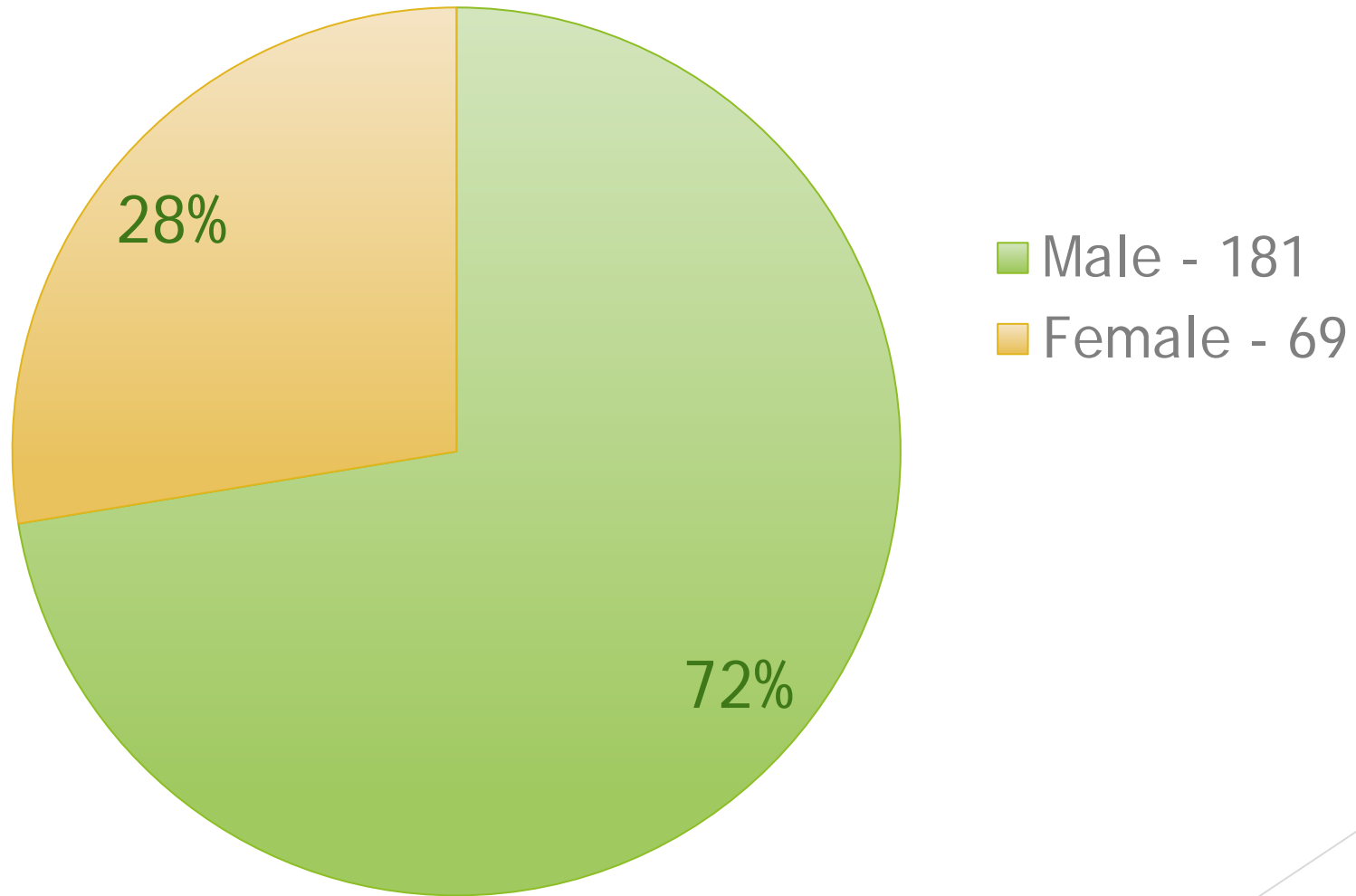
2015

- ▶ Continued Governing Board Meetings
- ▶ Constructed a “graduated responses” matrix in addition to setting policies for enforcement of matrix
- ▶ Increased Latino staff
- ▶ Conducted Assessment of Juvenile Detention Center and developed an action plan
- ▶ Juvenile Justice Staff to attend JDAI conference in September for continued training and networking

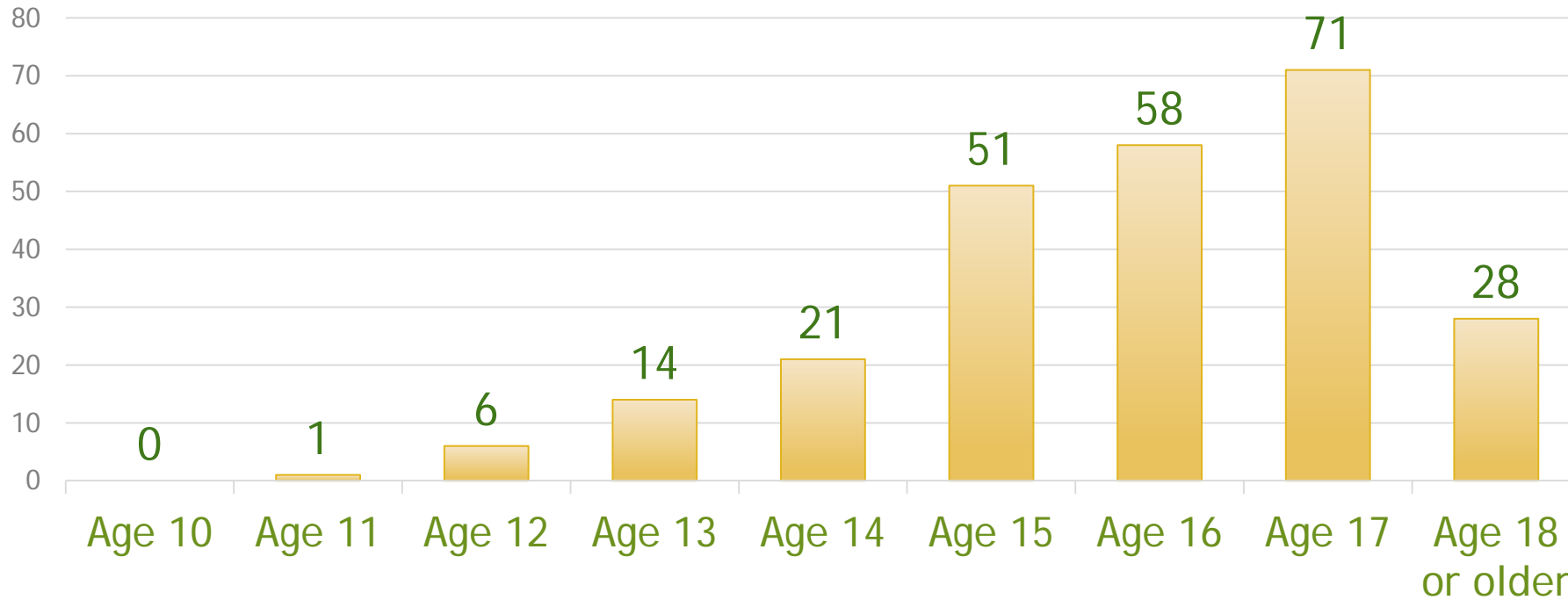
Detention Admission Sample: Detained Youth

A random sample of 250 youth who had been admitted to and detained in secure detention was selected for this study. The sample study timeframe was from January 1, 2012 through December 31, 2012.

Admissions by Gender

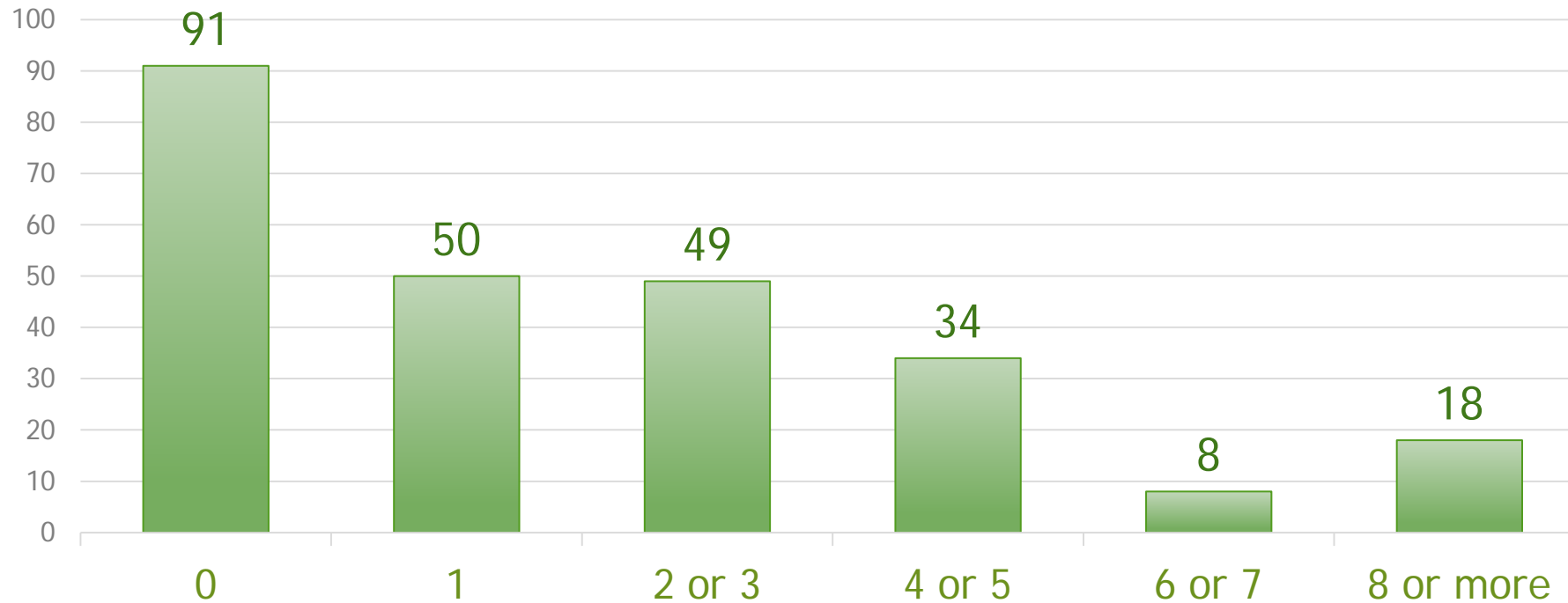


Admissions by Age



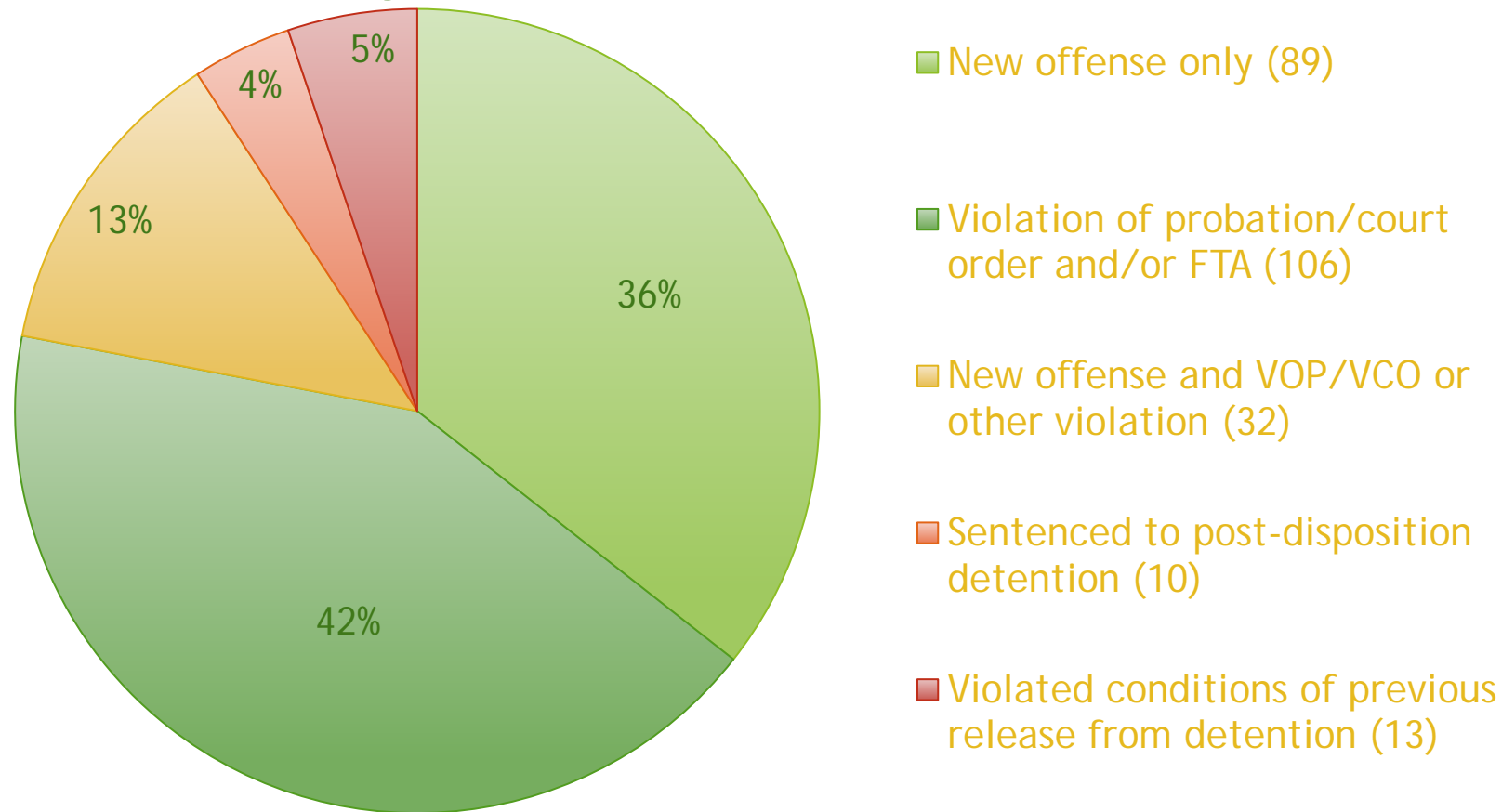
This chart shows the age at time of admission to detention. Of the 250 youth, a plurality of the youth (28%) were 17 years old, followed by 16 year olds (23%), and 15 year olds (20%). There were 42 youth age 14 or younger admitted to detention.

Number of Prior Admissions



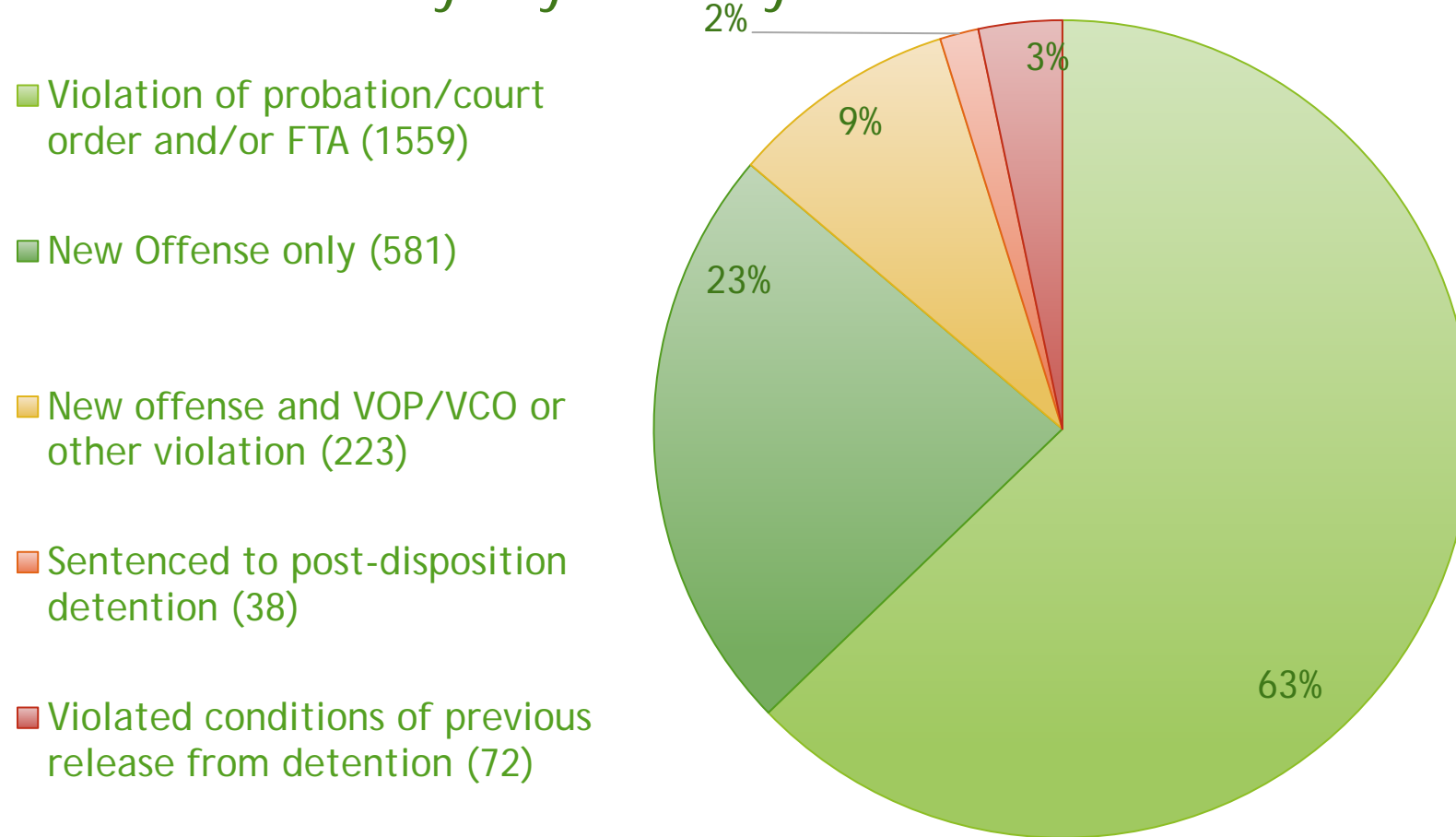
This chart presents the number of detention admissions youth had prior to the admission captured in the study. Of the 250 youth in this sample, 36% of youth had no prior admissions to detention. The next largest category was youth with one prior admission (20%), followed by youth with two or three prior admissions, which comprised 19.6% of admissions.

Primary Reason for Admission



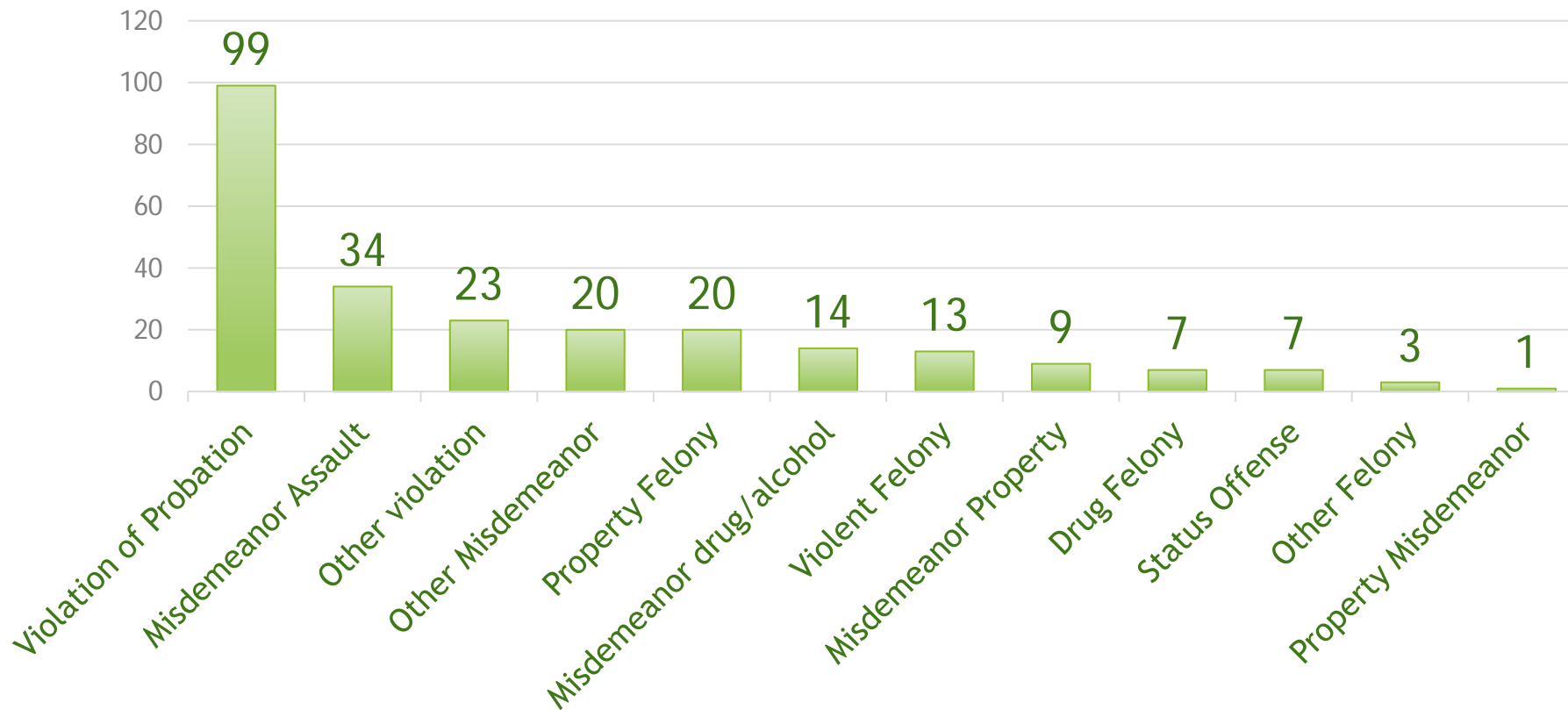
This figure shows the primary reason for detention admissions. Of the 250 youth in the sample, violation of probation and failure to appear were the most common reason for admission at 42%. Comprising the next largest group, 36% of youth in the sample were admitted to detention on a new offense only.

Detention Days by Primary Reason for Admission



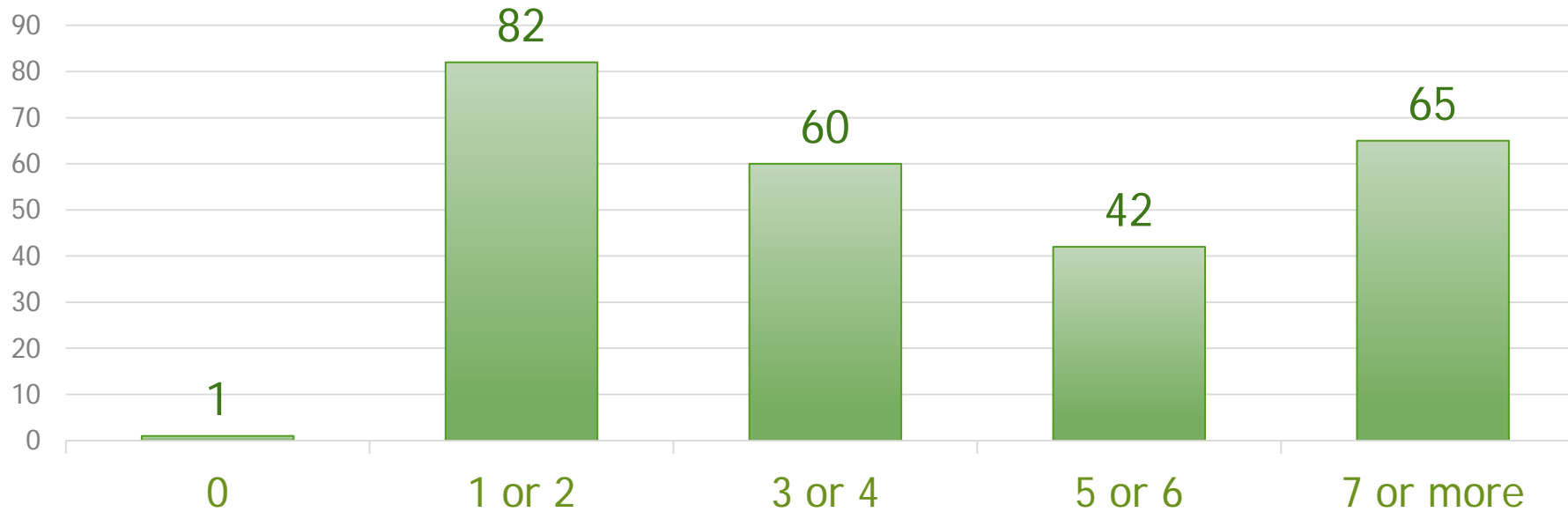
This figure presents the number of days in detention by primary reason for detention admission. Of the 250 youth in the sample, the greatest numbers of detention days were spent on youth detained for violation of probation, violation of court order, or failure to appear (1559 days, or 63% of detention days). Youth detained for new offense represented the second greatest number of days of detention (581 days, or 23%).

Most Serious Offense at Time of Admission



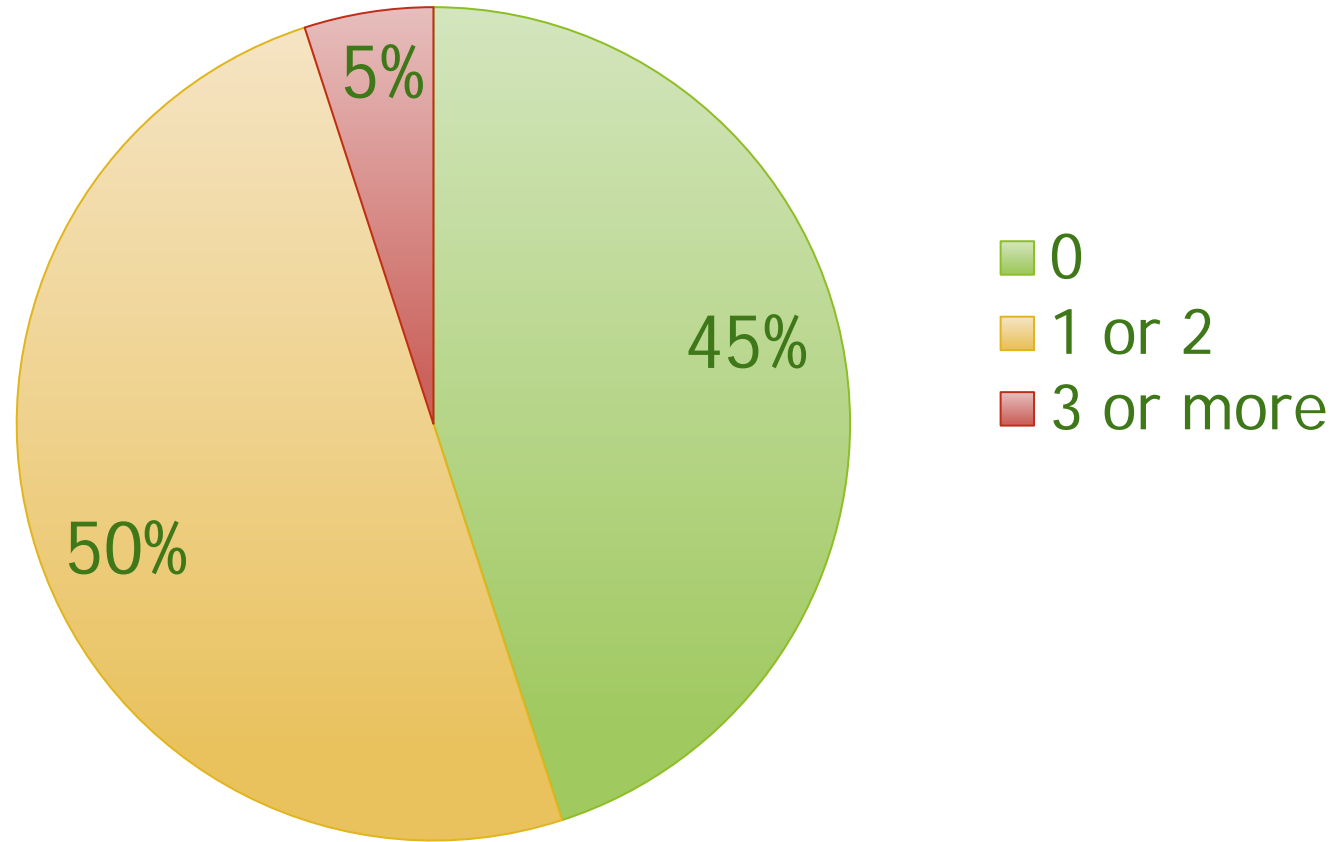
This figure presents the most serious offense type at the time of the youth's admission. Of the 250 detained youth, the three most frequent offense categories were violation of probation (40%), misdemeanor assault (14%) and other violation (9%)

Number of Prior Delinquency Referrals at Time of Admission



This figure presents the number of prior delinquency referrals at time of admission. Of the 250 youth detained, approximately one third had 1 or 2 prior admissions, while approximately two thirds had three or more prior referrals.

Number of Prior Felony Referrals at Time of Admission



This figure presents the number of prior felony referrals at time of admission. Of the 250 youth in the sample, 45% did not have any prior felony referrals.

Responses to Alternatives to Detention

- ▶ The utilization of a Risk Assessment Instrument at the time of Intake to determine if detention is appropriate based on whether the juvenile will appear in court or commit another offense while awaiting court
- ▶ 2015 Legislation allowing Intake Officers to place juveniles in a shelter or on an Electronic Monitor at time of arrest
- ▶ Increased the number of Electronic Monitors available
- ▶ Working on increasing the number of shelter beds
- ▶ The utilization of an Assessment Tool to determine the juvenile's criminogenic factors for disposition purposes

Responses to Alternatives to Detention

- ▶ Enhanced the Diversion Program based on the juvenile's criminogenic risk rather than charge
- ▶ Education for Juvenile Justice Staff, Law Enforcement, Schools, and other agencies to help identify children that are a risk to the community vs. children that can stay in their home based on JDAI principals
- ▶ Identify the issue, formulate a plan, educate the parents and implement the plan to reduce detaining juveniles on status offenses
- ▶ Development of a Graduated Response Grid which allows probation officers to give sanctions and rewards in a consistent and fair manner

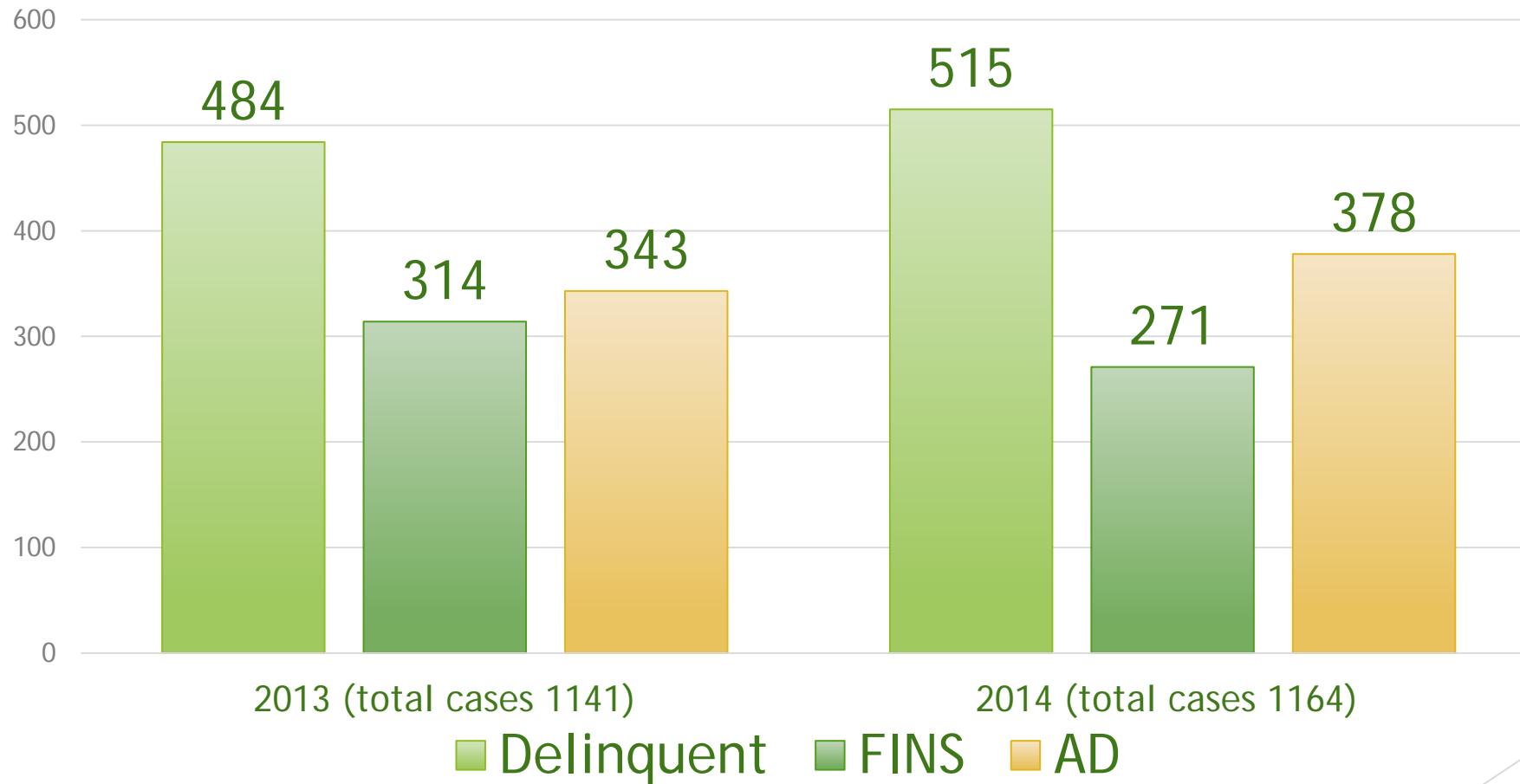
Responses to Alternatives to Detention

- ▶ Parent Orientation Classes at the time of Adjudication to educate the parents on the Juvenile Justice Process, the intent of Probation and the need to partner together to achieve success.
- ▶ Continuation of Parenting Classes if appropriate
- ▶ Decrease the time between adjudication and closure of case based on risk needs and response
- ▶ Development of more gender specific programs such as “Girls Circle” and “Boys Council”
- ▶ Revamped and reestablished the Juvenile Drug Court

Responses to Alternatives to Detention

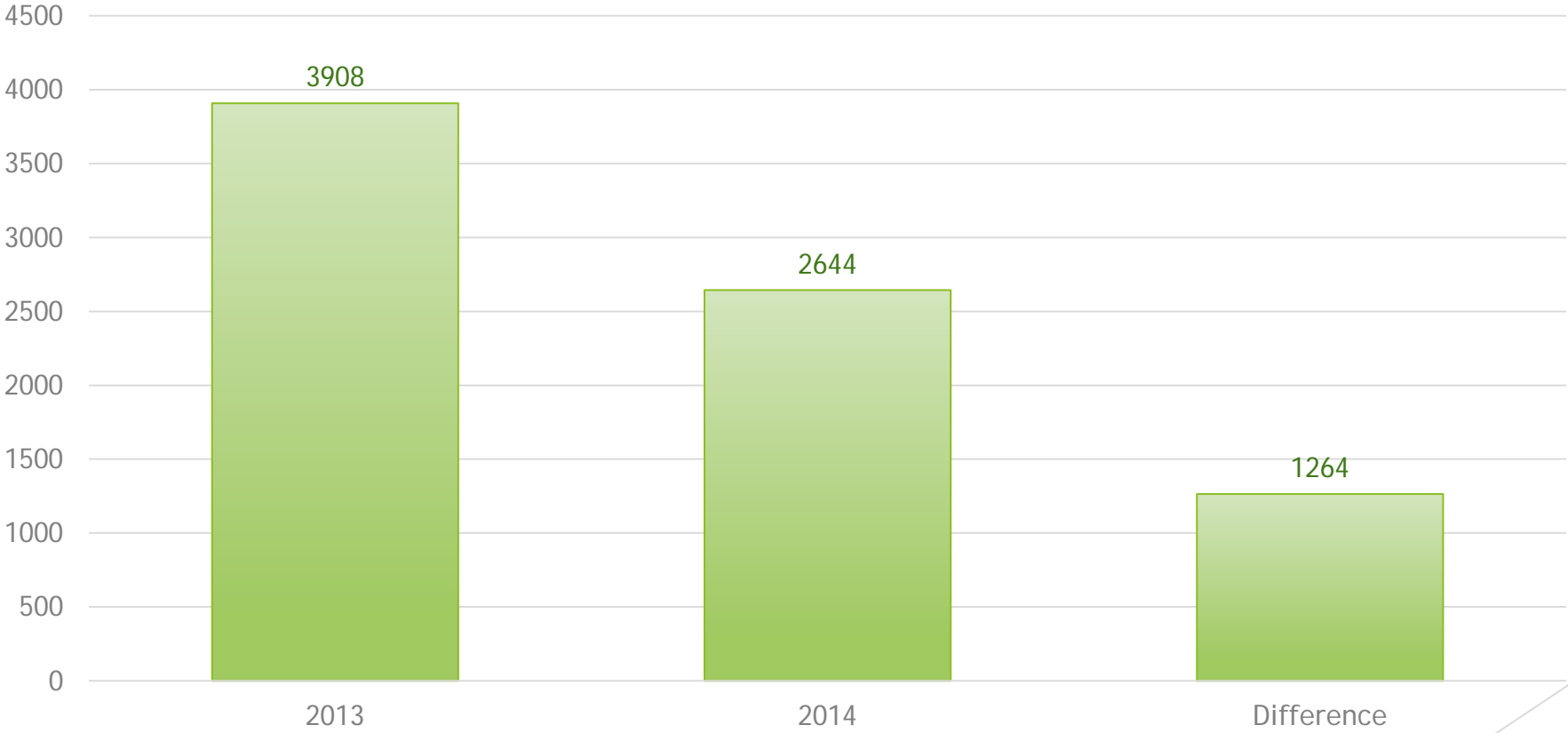
- ▶ Continued Use of existing resources and development of new resources
- ▶ Increased Latino staff to maintain on-going focus to ensure understanding and neutrality when dealing with juveniles
- ▶ Conducted a facility self-assessment on the Juvenile Detention Center and developed an action plan
- ▶ On-going Data collection and evaluation
- ▶ On-going collaboration with the community, law enforcement and schools
- ▶ Continued validation of Risk Assessments

Number of Cases Filed



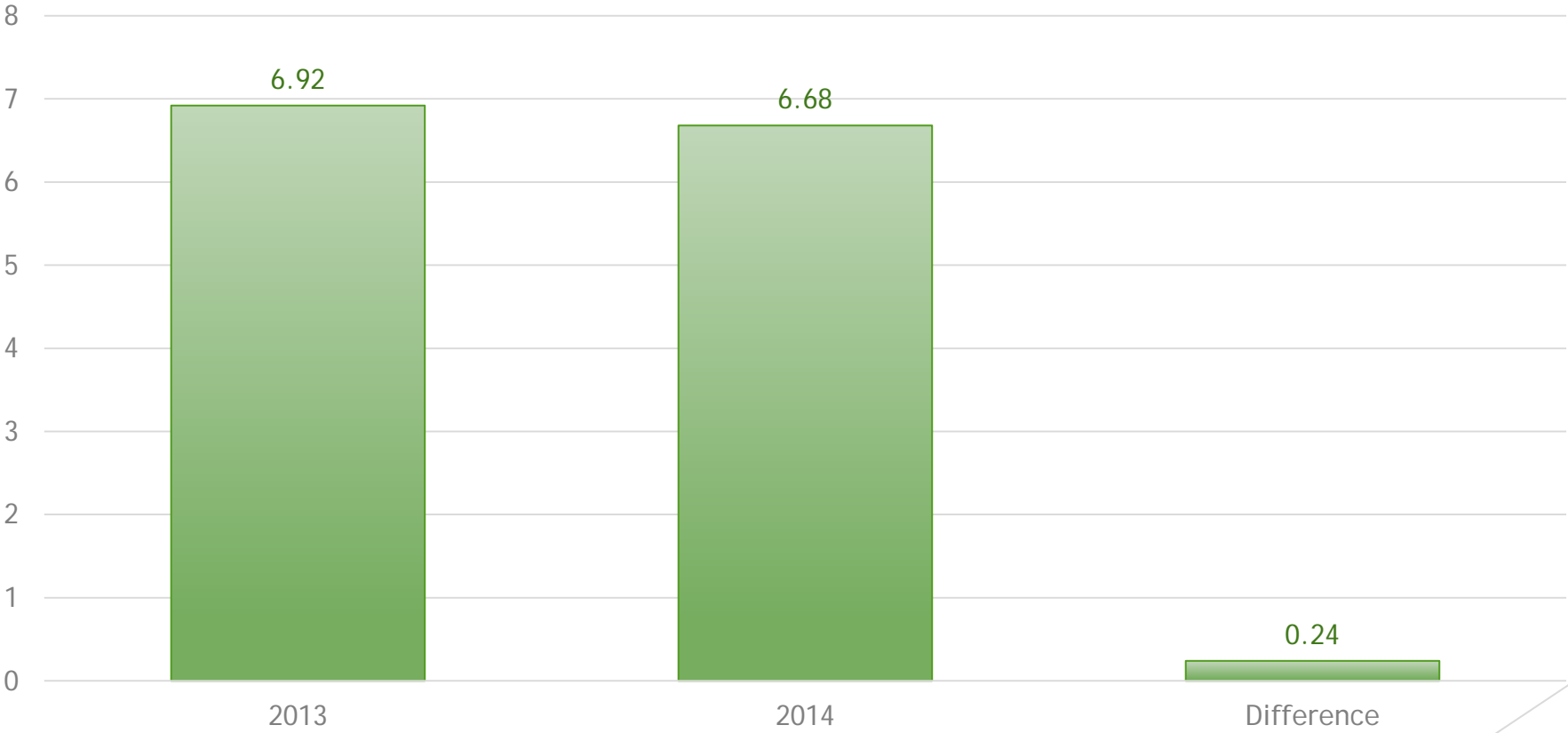
Average Daily Population Summary

Days of Detention



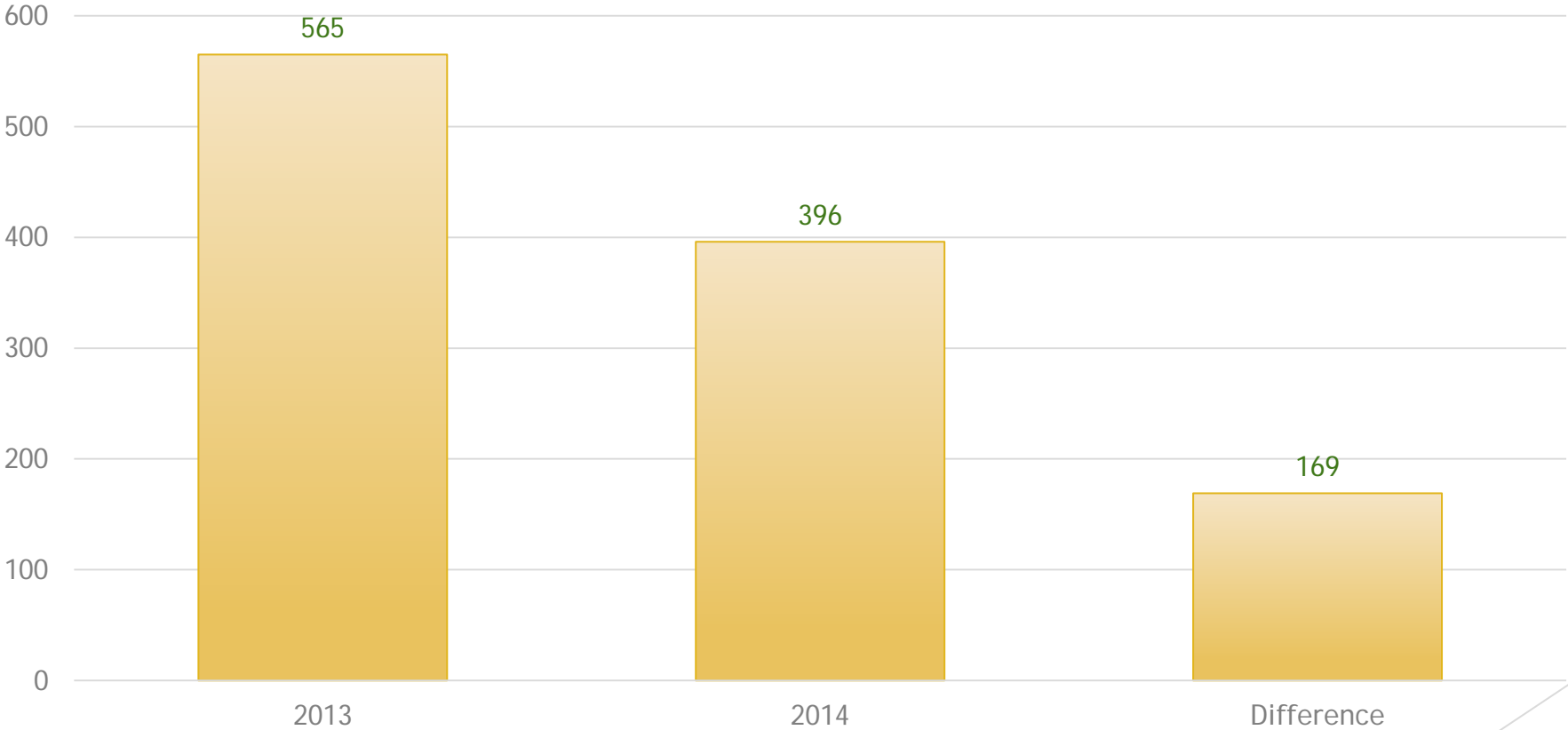
Average Daily Population Summary

Average Daily Population



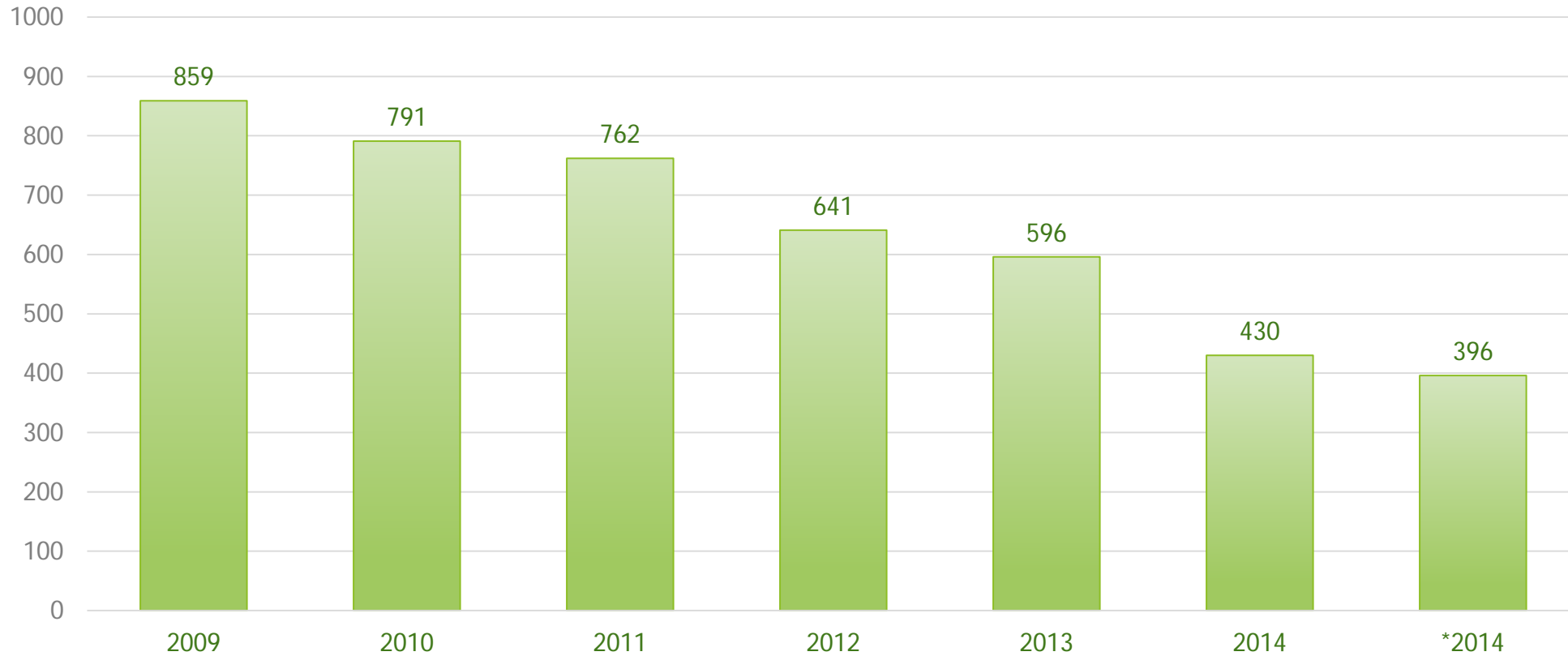
Average Daily Population Summary

Total Intakes



Detention Statistics

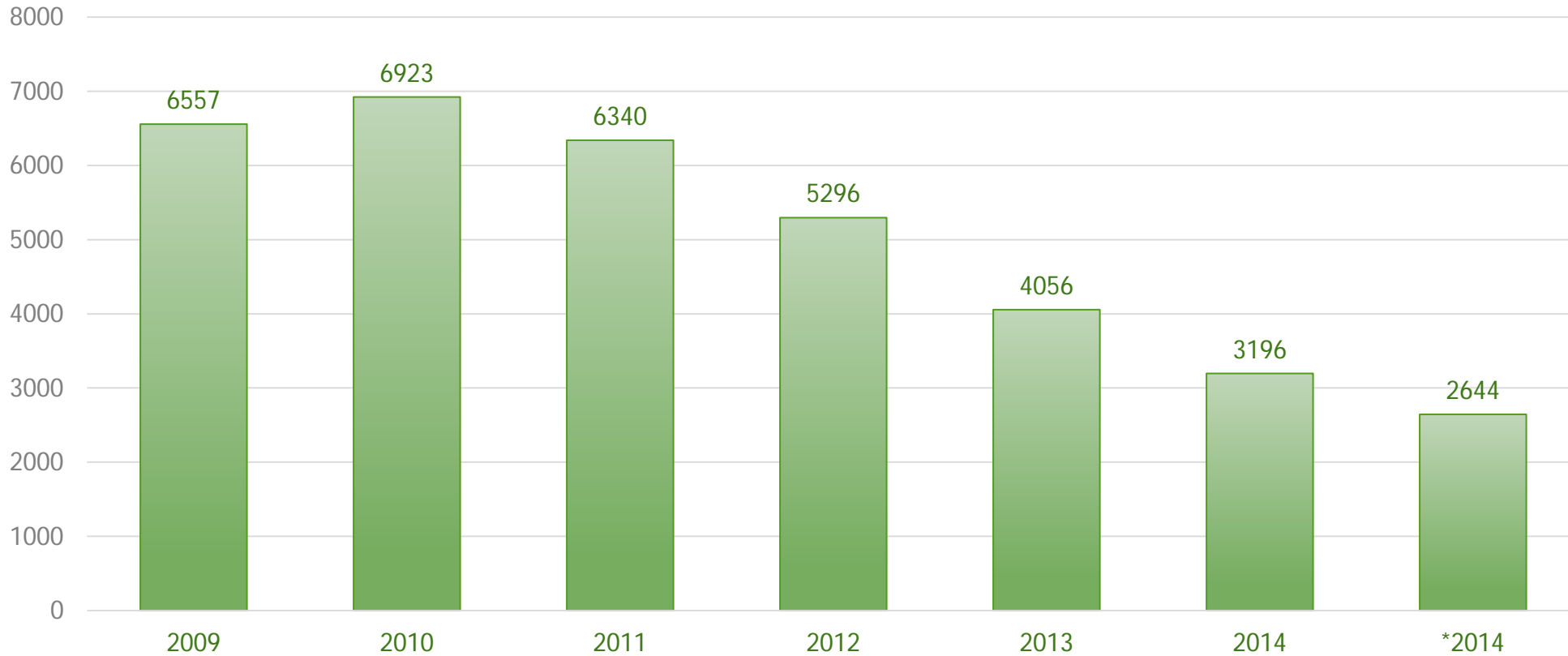
Number of Intakes



The *2014 stats are reflecting the difference of juveniles awaiting DYS, work release, adult charges and weekenders.

Detention Statistics

Number Days in Detention



The *2014 stats are reflecting the difference of juveniles awaiting DYS, work release, adult charges and weekenders.

Detention Statistics

Average Stay in Detention



The *2014 stats are reflecting the difference of juveniles awaiting DYS, work release, adult charges and weekenders.

Detention Statistics

Average Daily Intake



The *2014 stats are reflecting the difference of juveniles awaiting DYS, work release, adult charges and weekenders.

Commitments to DYS

